

# 2020 PATTERN BOOK



**PtHA**



TULSA, OKLAHOMA  
NOVEMBER 7 - 22, 2020

# TABLE OF CONTENTS

Class Name	Class No.	Page No.	
		Prelim	Final
Bareback English Equitation	257.....	20	21
	502, 503, 526, 527.....		21
Bareback Western Horsemanship	18, 654, 655.....		28
	5, 634, 635.....	28	29
English Equitation	782, 783, 870, 871.....		14
	351, 440.....	14	15
	141, 142, 343, 453, 466.....		15
	350, 438.....	15	16
	139, 143, 457, 465, 467, 470, 471.....		16
	348, 349, 439.....	16	17
	454, 455, 458.....	18	19
	140, 144, 344, 345, 346, 347, 456, 459, 464, 468, 469.....		19
English Showmanship	525, 621, 622, 857, 858, 949, 950, 951, 952, 953, 954.....		2
	521.....		3
	256, 269, 501, 522, 523, 524.....	2	3
	255, 499.....	3	4
	253, 254, 500.....	4	5
	270, 271, 272, 273.....	6	7
Halter	all.....		54
Hunter Over Fences In-Hand	all.....		38
Hunter Hack	all.....		36
Jumping In-Hand	all.....		37
Obstacle Driving	all.....		52
Ranch Boxing	all.....		51
Ranch Reining	all.....		50
Ranch Riding	826, 827, 828, 829, 830, 831, 832.....		30
	833, 834, 835, 836, 837, 838.....		31
	829, 840, 841, 842, 843, 844.....		32
Ranch Trail	687, 688, 689, 690, 691, 692, 693.....		47
	694, 695, 696, 697, 698, 699.....		48
	700, 701, 702, 703, 704, 705.....		49
Reinsmanship	all.....		53
Trail	129, 130, 131, 132, 133, 134, 577, 578, 579, 913, 914, 915, 916.....		42
	127, 128, 216, 217, 218, 219, 220, 221, 547, 548, 549.....		43
	550, 551, 552, 553, 554, 581, 582, 583, 584, 585, 918, 919, 920, 921, 922.....		43
	222, 223, 555, 556, 557, 580, 586, 587, 588, 589.....		44
	88, 89, 90, 91, 92, 93, 94.....		45
	84, 85, 86, 87.....		46
Trail in Hand	671, 672, 674, 675.....		39
	668, 669, 670, 673.....		40
	135, 136, 137, 138, 917.....		41
Western Horsemanship	820, 821, 822, 823, 824, 825, 982, 983, 984, 985.....		22
	35, 596, 605.....	22	23
	235, 236, 497.....		23
	34, 50, 603.....	23	24
	233, 234, 493, 494, 496, 498, 595.....		24
	32, 33, 604.....	24	25
	46, 47, 48, 49, 593, 590, 591.....	26	27
	232, 237, 491, 492, 495, 593, 594.....		27
Western Riding	64, 65, 229, 558, 559.....		33
	66, 67, 230, 231, 560, 561, 562, 563, 606, 607, 608.....		34
	63.....		35
Western Showmanship	228, 488, 489, 652, 653, 753, 754, 974, 975.....		8
	4, 633, 648, 649, 650, 651.....	8	9
	225, 226, 485, 868, 869.....		9
	3, 13, 631.....	9	10
	224, 227, 484, 486, 487, 490.....		10
	1, 2, 632.....	10	11
14, 15, 16, 17, 283.....		11	

**Please note:** Many PTHA Equitation, Horsemanship and Showmanship classes have a *Preliminary* and *Final* pattern. The *Final* pattern will ONLY be used if there are more than 25 entries and the class is split according to the Split Classes rule in the 2020 Pinto World Championship Premium Book. In this case, only the recalls will perform the *Final* pattern. The finals class will run after the other age divisions of the same class. If the class is not split, ONLY the *Preliminary* pattern will be used.

# English Showmanship

## Classes

### PRELIM

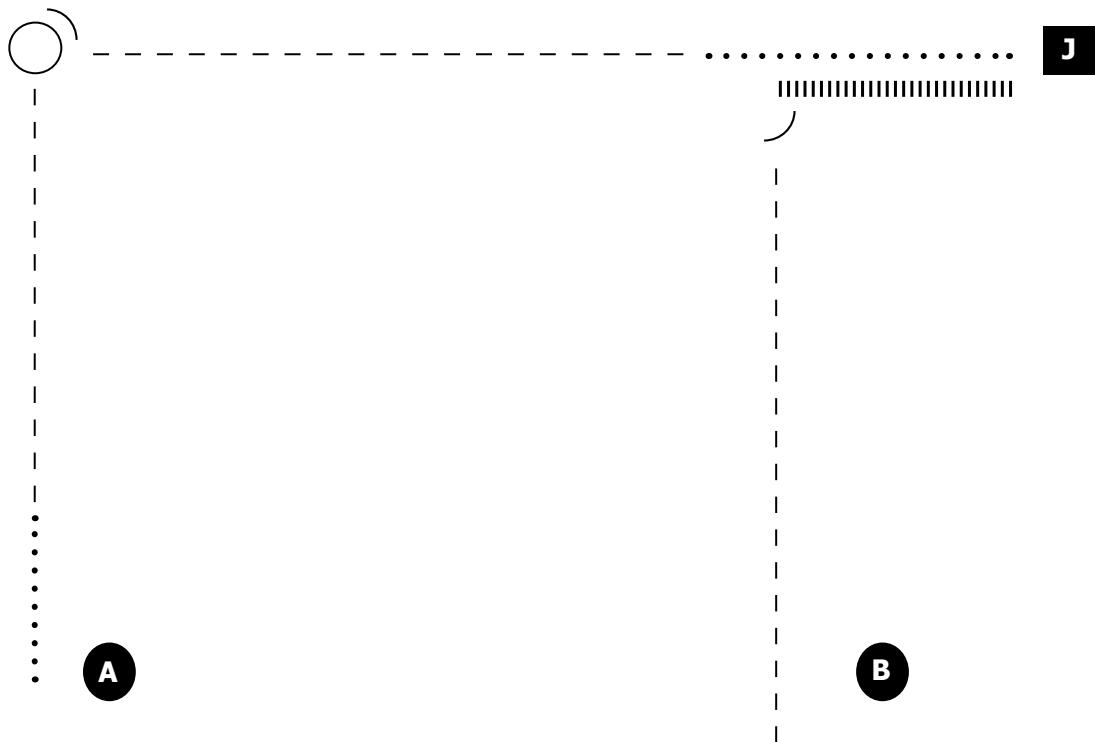
- 256 - Amateur Novice
- 269 - AM Solid Horse
- 501 - YA Novice
- 522 - YA Walk/Trot 11-18
- 523 - YA Walk/Trot 11-18  
Solid Horse/Pony
- 524 - YA Walk/Trot 10&U

### FINALS

- 525 - YA Walk/Trot 10 & U  
Solid Horse/Pony
- 621 - AM Pony/Mini/B Mini
- 622 - YA Pony/Mini/B Mini
- 857 - YA PL/SD Type
- 858 - AM PL/SD Type
- 949 - All Breed YA
- 950 - YA Ranch
- 951 - YA Ranch Solid
- 952 - All Breed Ranch AM
- 953 - AM Ranch
- 954 - AM Ranch Solid

## Instructions

1. Start at A. Walk, trot, stop.
2. Execute 1¼ turn.
3. Trot.
4. Walk, stop, set up for Judge.
5. Inspection.
6. When dismissed, back 1 horse length.
7. Execute ¼ turn.
8. Trot to exit.



Walk     . . . . .

Trot     - - - -

Back     |||||

Judge     **J**

# English Showmanship

## Instructions

1. Start at A. Walk, trot, stop.
2. Back until even with Judge.
3. Execute  $\frac{3}{4}$  turn.
4. Back several strides.
5. Execute  $\frac{1}{2}$  turn.
6. Walk, stop, set up for Judge.
7. Inspection.
8. When dismissed, execute  $\frac{1}{4}$  turn.
9. Trot to exit.

## Classes

### PRELIM

255 - AM Elite ST/HN Type

499 - YA JR ST/HN Type

### FINALS

256 - Amateur Novice

269 - AM Solid Horse

501 - YA Novice

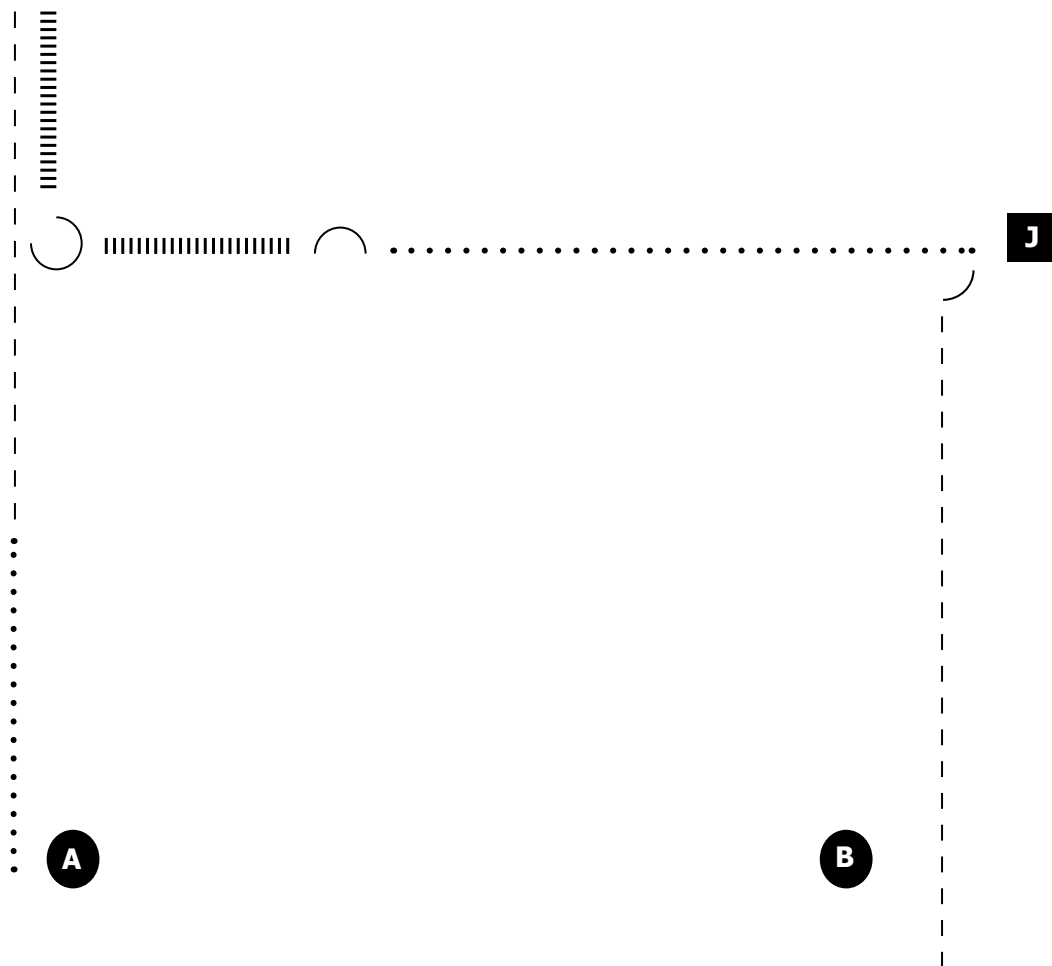
521 - YA Solid Horse/Pony

522 - YA Walk/Trot 11-18

523 - YA Walk/Trot 11-18

Solid Horse/Pony

524 - YA Walk/Trot 10&U



Walk .....

Trot - - - -

Extended Trot — — — —

Back |||||

Judge

**J**

# English Showmanship

## Classes

### PRELIM

253 - AM JR ST/HN Type

254 - AM SR ST/HN Type

500 - YA SR ST/HN Type

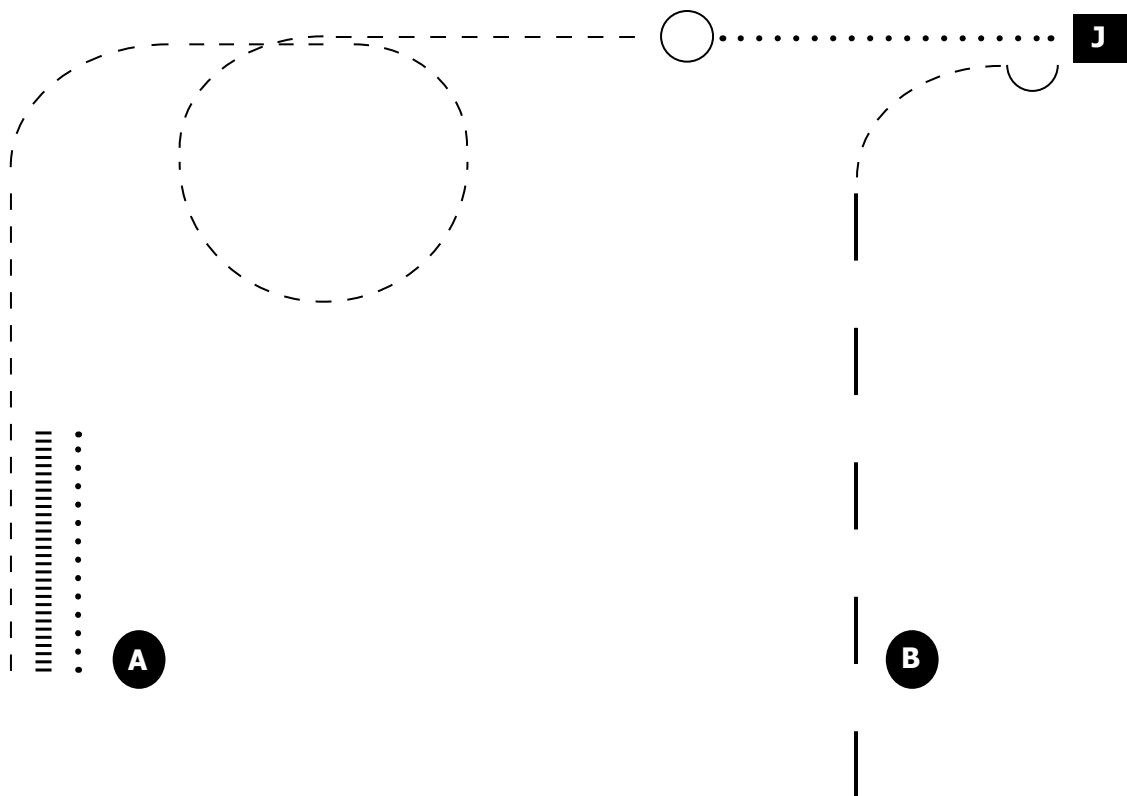
### FINALS

255 - AM Elite ST/HN Type

499 - YA JR ST/HN Type

## Instructions

1. Start at A. Walk several horse lengths, stop.
2. Back to A.
3. Trot, stop.
4. Execute 1 turn.
5. Walk, stop, set up for Judge.
6. Inspection.
7. When dismissed, execute ½ turn.
8. Trot, extended trot to exit.



Walk .....

Trot - - - -

Extended Trot — — — —

Back |||||

Judge **J**

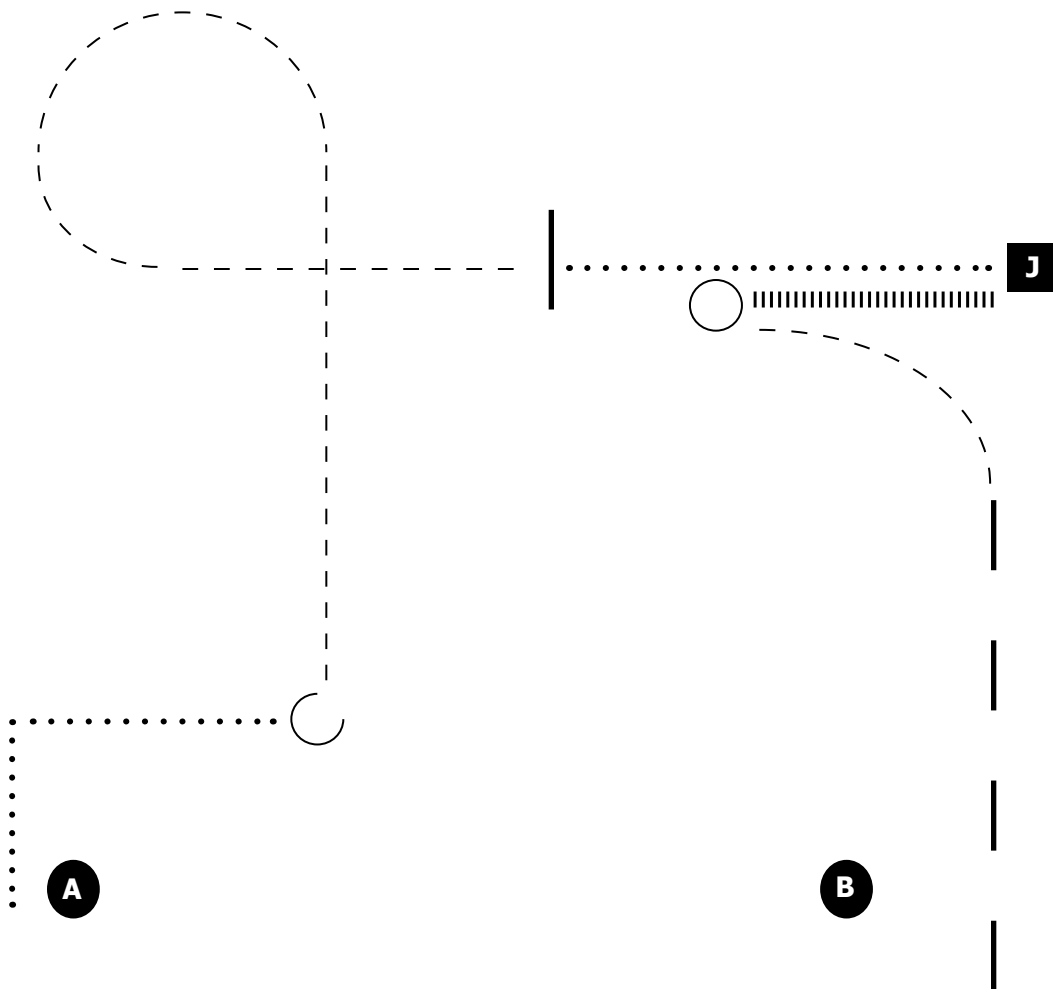
# English Showmanship

## Instructions

1. Start at A. Walk, stop.
2. Execute  $\frac{3}{4}$  turn.
3. Trot.
4. Stop, hesitate briefly.
5. Walk, stop, set up for Judge.
6. Inspection
7. When dismissed, back two horse lengths.
8. Execute 1 turn.
9. Trot, extended trot to exit.

## Classes

FINALS  
253 - AM JR ST/HN Type  
254 - AM SR ST/HN Type  
500 - YA SR ST/HN Type



Walk . . . . .

Trot - - - -

Extended Trot — — —

Back |||||

Judge



# English Showmanship

## Classes

PRELIM

270 - AM Jr Walk/Trot

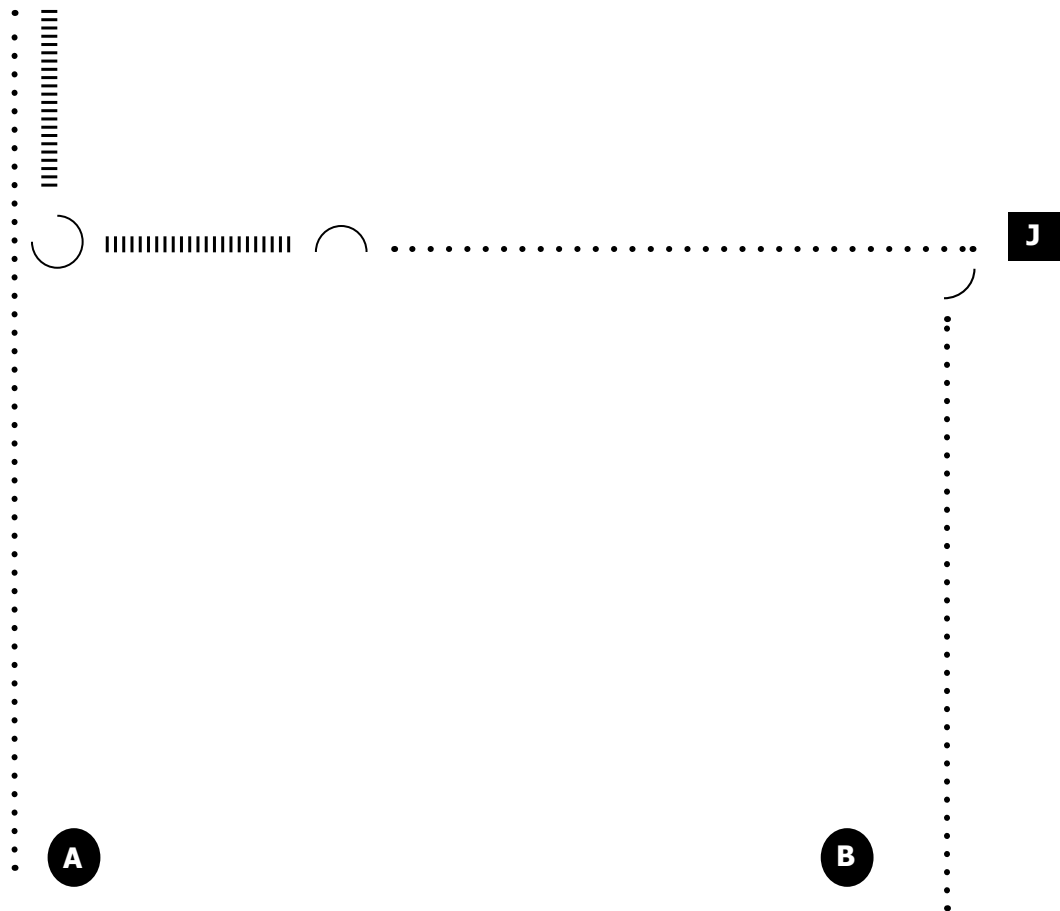
271 - AM Sr Walk/Trot

272 - AM Elite Walk/Trot

273 - AM Walk/Trot Solid Horse

## Instructions

1. Start at A. Walk, stop.
2. Back until even with Judge.
3. Execute  $\frac{3}{4}$  turn.
4. Back several strides.
5. Execute  $\frac{1}{2}$  turn.
6. Walk, stop, set up for Judge.
7. Inspection.
8. When dismissed, execute  $\frac{1}{4}$  turn.
9. Walk to exit.



Walk    . . . . .

Back    |||||

Judge    **J**

# English Showmanship

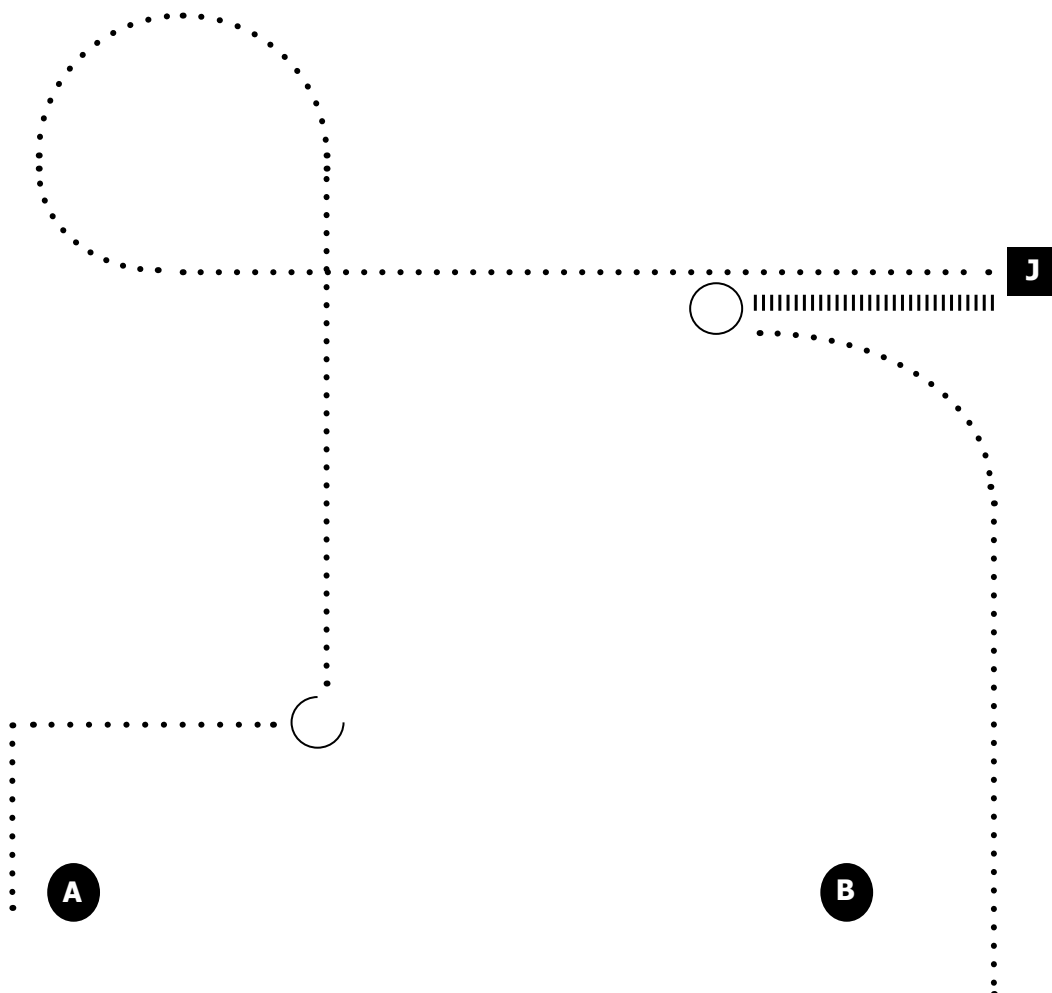
## Instructions

1. Start at A. Walk, stop.
2. Execute  $\frac{3}{4}$  turn.
3. Walk, stop, set up for Judge.
4. Inspection
5. When dismissed, back two horse lengths.
6. Execute 1 turn.
7. Walk to exit.

## Classes

### FINALS

- 270 - AM Jr Walk/Trot
- 271 - AM Sr Walk/Trot
- 272 - AM Elite Walk/Trot
- 273 - AM Walk/Trot Solid Horse



Walk . . . . .

Back |||||

Judge **J**



# Western Showmanship

## Classes

### PRELIM

4 - AM Novice

633 - YA Novice

648 - YA Solid  
Horse/Pony

649 - YA Walk/Trot 11-18

650 - YA Walk/Trot 11-18  
Solid Horse/Pony

651 - YA Walk/Trot 10&U

### FINALS

228 - ApHC YA Walk/Trot 10&U

488 - PHBA YA Walk/Trot 10-18

489 - PHBA YA Walk/Trot 5-9

652 - YA Walk/Trot 10&U  
Solid Horse/Pony

653 - YA Leadline

753 - AM Pony/Mini/B Mini

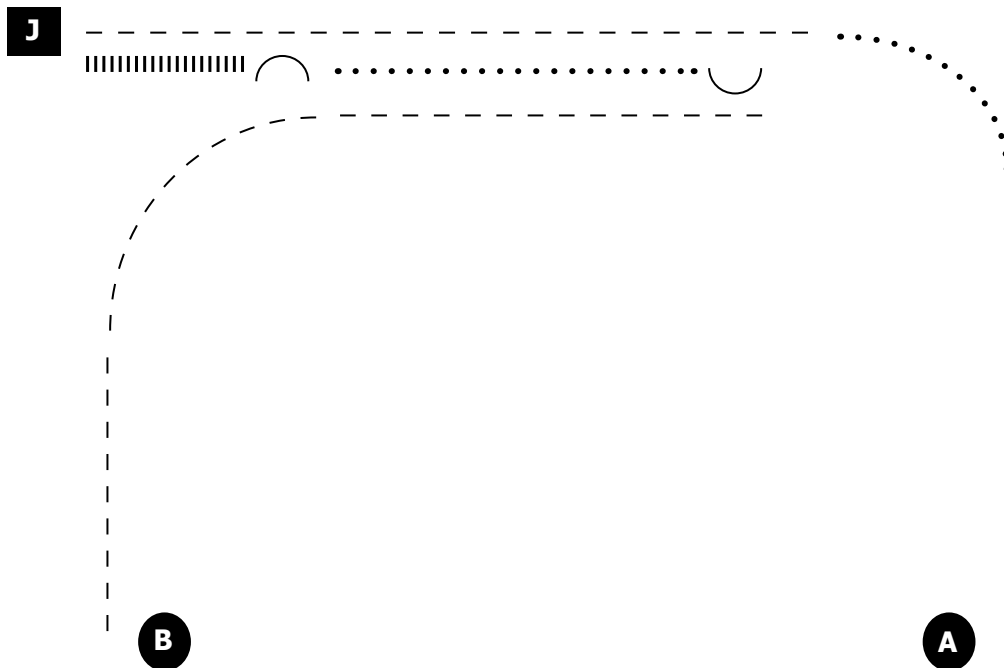
754 - YA Pony/Mini/B Mini

974 - YA PL/SD Type

975 - AM PL/SD Type

## Instructions

1. Start at A. Trot, walk, trot.
2. Stop, set up for Judge.
3. Inspection.
4. When dismissed, back 1 horse length.
5. Execute  $\frac{1}{2}$  turn.
6. Walk, stop.
7. Execute  $\frac{1}{2}$  turn.
8. Trot to exit.



Walk ..... Trot - - - -

Back |||||

Judge

J

# Western Showmanship

## Instructions

1. Start at A. Walk, stop.
2. Execute  $\frac{1}{2}$  turn.
3. Trot, stop, set up for Judge.
4. Inspection.
5. When dismissed, execute  $\frac{3}{4}$  turn.
6. Back 1 horse length.
7. Walk, trot to exit.

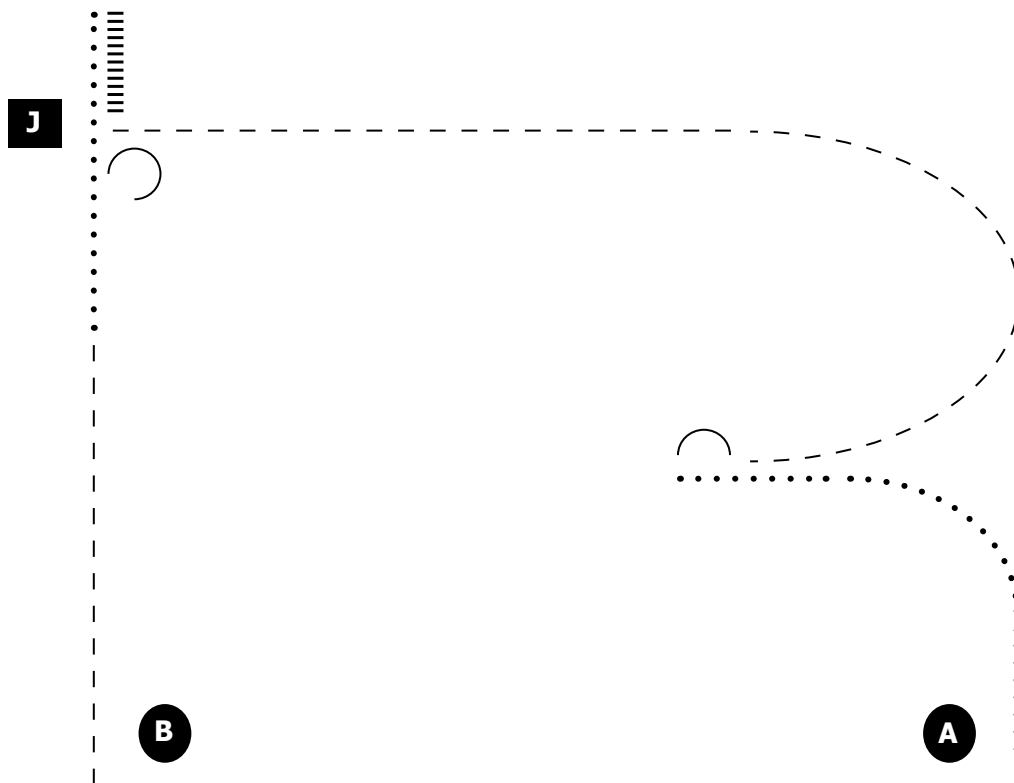
## PRELIM

- 3 - AM Elite ST/HN Type
- 13 - AM Solid Horse
- 631 - YA JR ST/HN Type

## Classes

### FINALS

- 4 - AM Novice
- 225 - ApHC NP 35 & Over
- 226 - ApHC NP Masters
- 485 - PHBA AM Select
- 633 - YA Novice
- 648 - YA Solid Horse/Pony
- 649 - YA Walk/Trot 11-18
- 650 - YA Walk/Trot 11-18  
Solid Horse/Pony
- 651 - YA Walk/Trot 10&U
- 868 - YA Mule
- 869 - AM Mule



Walk .....

Trot - - - -

Back |||||

Judge

J

# Western Showmanship

## Classes

### PRELIM

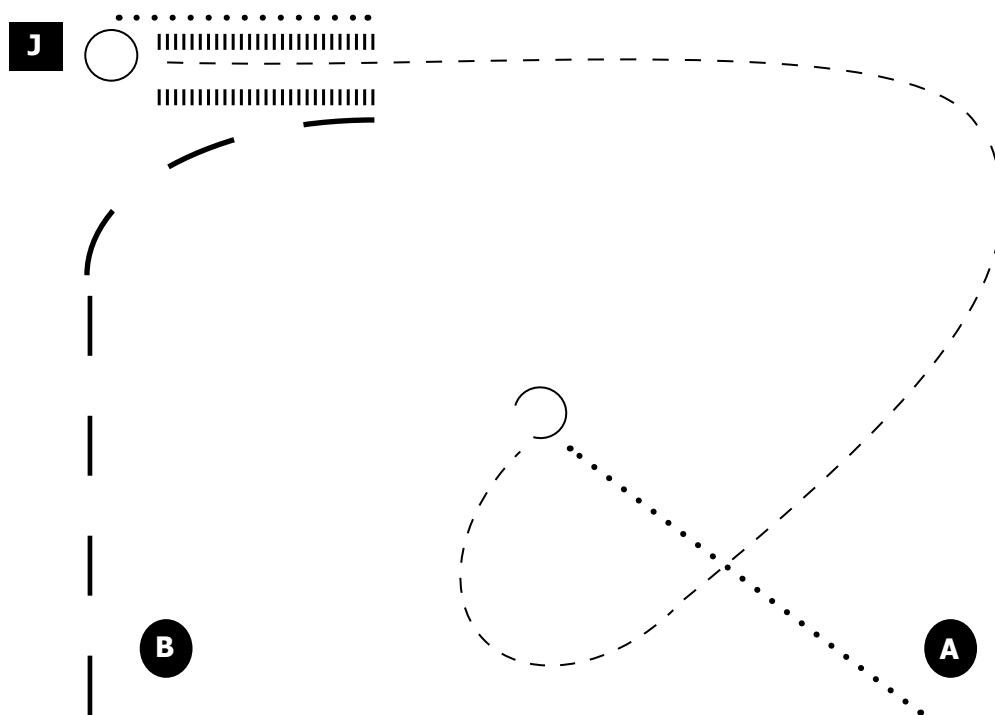
- 1 - AM JR ST/HN Type
- 2 - AM SR ST/HN Type
- 632 - YA SR ST/HN Type

### FINALS

- 3 - AM Elite ST/HN Type
- 13 - AM Solid Horse
- 224 - ApHC NP
- 227 - ApHC YA 18&U
- 484 - PHBA AM
- 486 - ABRA AM
- 487 - PHBA YA
- 490 - ABRA YA 18&U
- 631 - YA JR ST/HN Type

## Instructions

1. Start at A. Walk, stop, execute  $\frac{3}{4}$  turn.
2. Trot, stop.
3. Execute 1 turn.
4. Back several horse lengths.
5. Walk, stop, set up for Judge.
6. Inspection.
7. When dismissed, back several horse lengths.
8. Extended trot to exit.



Walk ..... Trot - - - - Extended Trot — — — — Back ||||| Judge **J**

# Western Showmanship

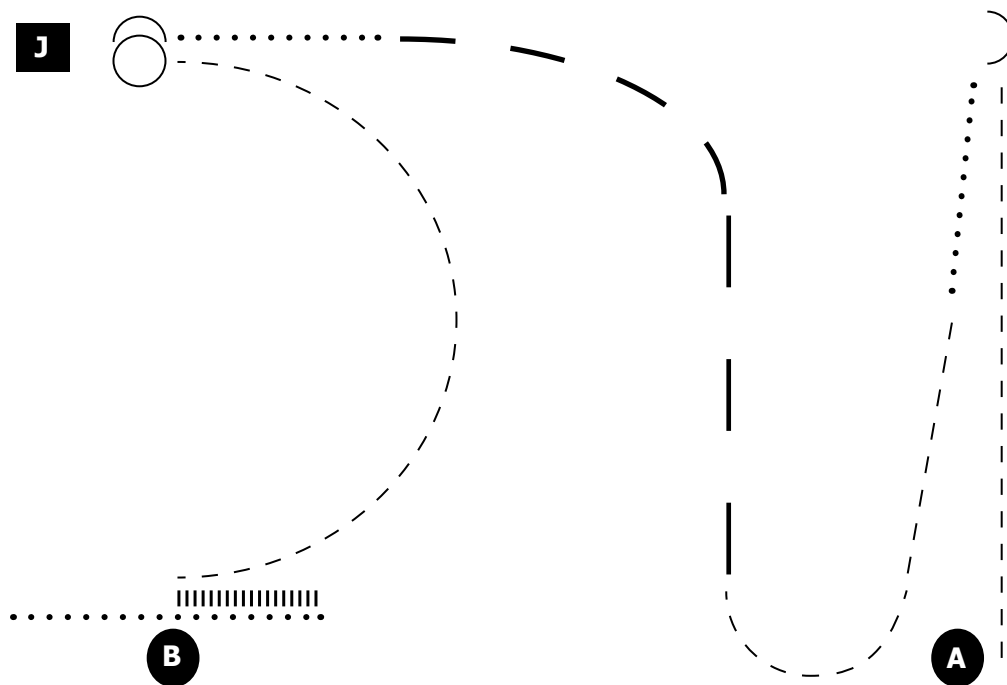
## Instructions

1. Start at A. Trot, stop.
2. Execute ½ turn.
3. Walk, trot, extended trot.
4. Walk, stop, set up for Judge.
5. Inspection.
6. When dismissed, execute 1½ turn.
7. Trot, stop.
8. Back several horse lengths.
9. Walk to exit.

## Classes

### FINALS

- 1 - AM JR ST/HN Type
- 2 - AM SR ST/HN Type
- 632 - YA SR ST/HN Type



Walk .....

Trot - - - - -

Extended Trot — — — — —

Back |||||

Judge

**J**

# Western Showmanship

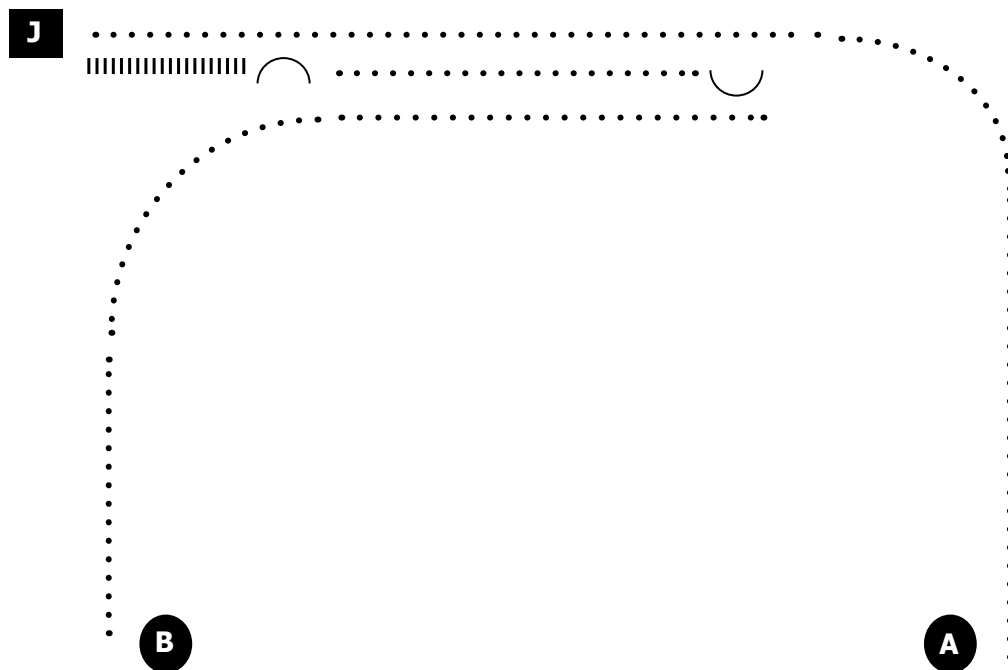
## Classes

### PRELIM

- 14 - AM Walk/Trot Solid Horse
- 15 - AM Jr Walk/Trot
- 16 - AM Sr Walk/Trot
- 17 - AM Elite Walk/Trot

## Instructions

1. Start at A. Walk, stop.
2. Set up for Judge.
3. Inspection.
4. When dismissed, back 1 horse length.
5. Execute  $\frac{1}{2}$  turn.
6. Walk, stop.
7. Execute  $\frac{1}{2}$  turn.
8. Walk to exit.



Walk . . . . .

Back |||||

Judge **J**

# Western Showmanship

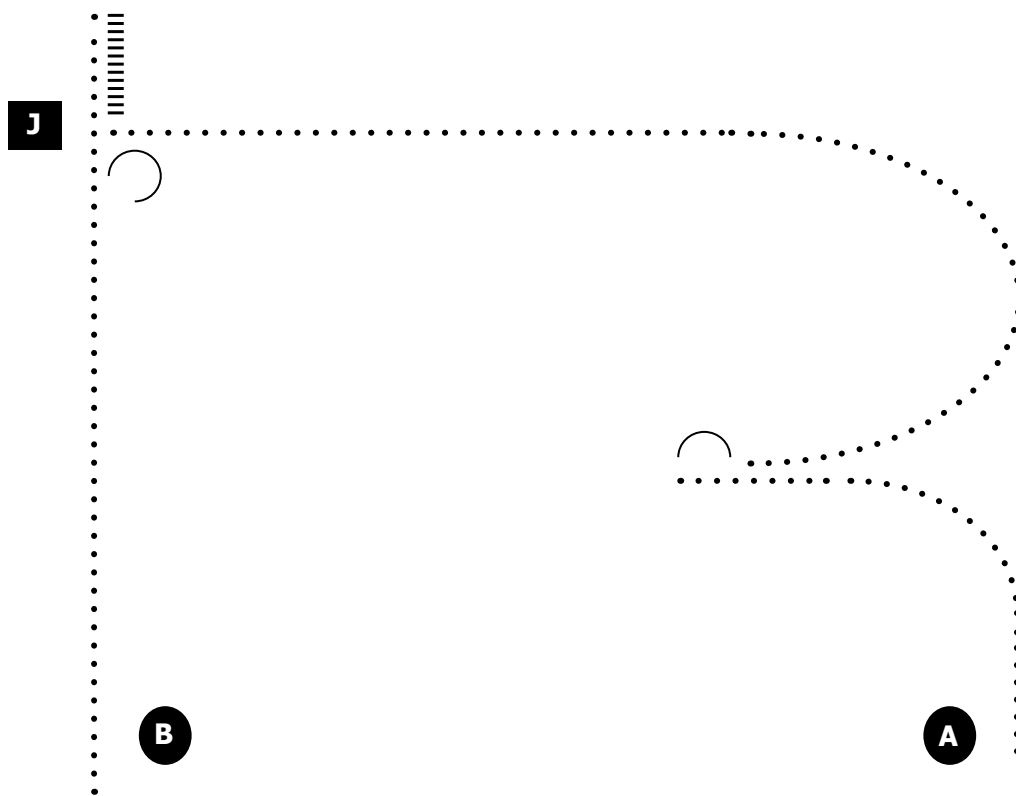
## Instructions

1. Start at A. Walk, stop.
2. Execute  $\frac{1}{2}$  turn.
3. Walk, stop, set up for Judge.
4. Inspection.
5. When dismissed, execute  $\frac{3}{4}$  turn.
6. Back 1 horse length.
7. Walk to exit.

## Classes

### FINALS

- 14 - AM Walk/Trot Solid Horse
- 15 - AM Jr Walk/Trot
- 16 - AM Sr Walk/Trot
- 17 - AM Elite Walk/Trot
- 483 - PHBA AM Walk/Trot



Walk .....

Back |||||

Judge [J]

# English Equitation

## Classes

### PRELIM

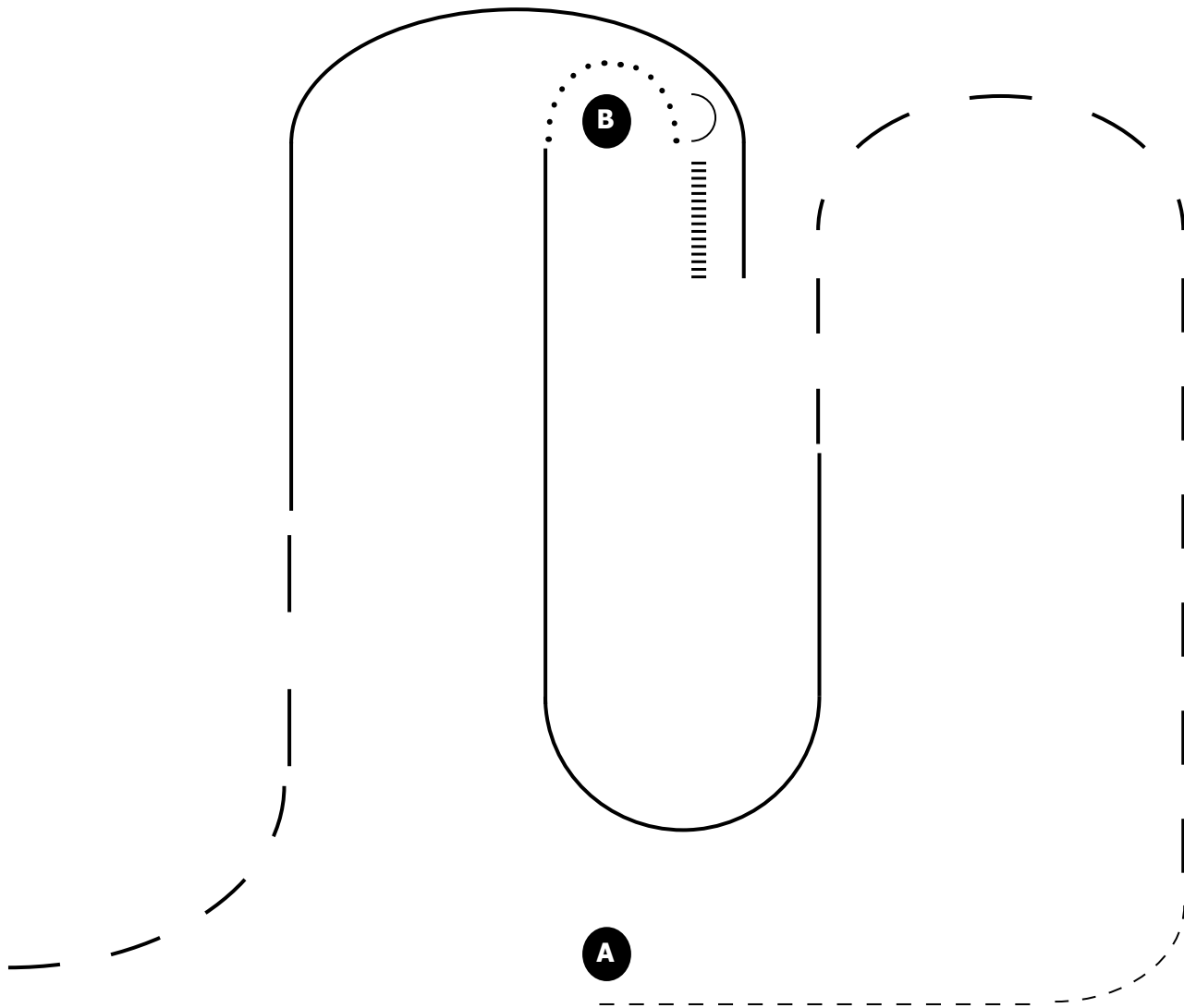
351 - AM Novice  
440 - YA Novice

### FINALS

782 - AM Mule  
783 - YA Mule  
870 - YA PL/SD Type  
871 - AM PL/SD Type

## Instructions

1. Start at A. Sitting trot.
2. Trot.
3. Canter, right lead.
4. Walk around B.
5. Stop, execute  $\frac{1}{2}$  turn left on the forehand, back one horse length.
6. Canter, left lead.
7. Trot to exit.



Walk . . . . .

Sitting Trot - - - -

Trot — —

Canter ———

Back |||||

# English Equitation

## Instructions

1. Start at A. Canter, left lead.
2. Trot.
3. Canter, right lead.
4. Sitting trot.
5. Stop, execute ½ turn right on the forehand, back one horse length.
6. Trot.
7. Walk.
8. Sitting trot to exit.

## Classes

### PRELIM

350 - AM Elite ST/HN Type

438 - YA JR ST/HN Type

### FINALS

141 - ApHC NP 35&O

142 - ApHC NP Masters

343 - AM Solid Horse

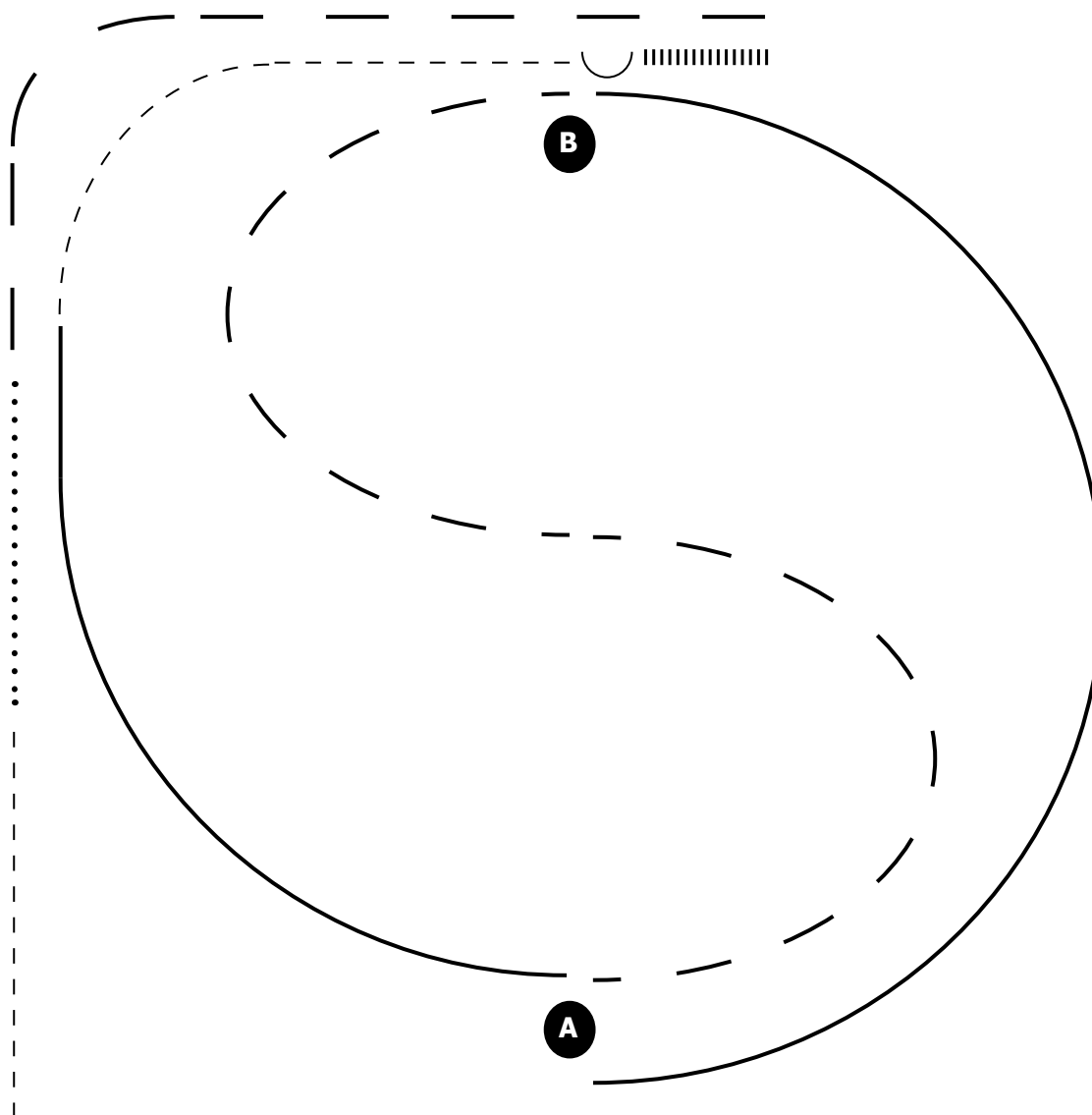
351 - AM Novice

440 - YA Novice

453 - YA Solid

Horse/Pony

466 - PHBA AM Select



Walk .....

Sitting Trot - - - -

Trot — — —

Canter ————

Back |||||



# English Equitation

## Classes

### PRELIM

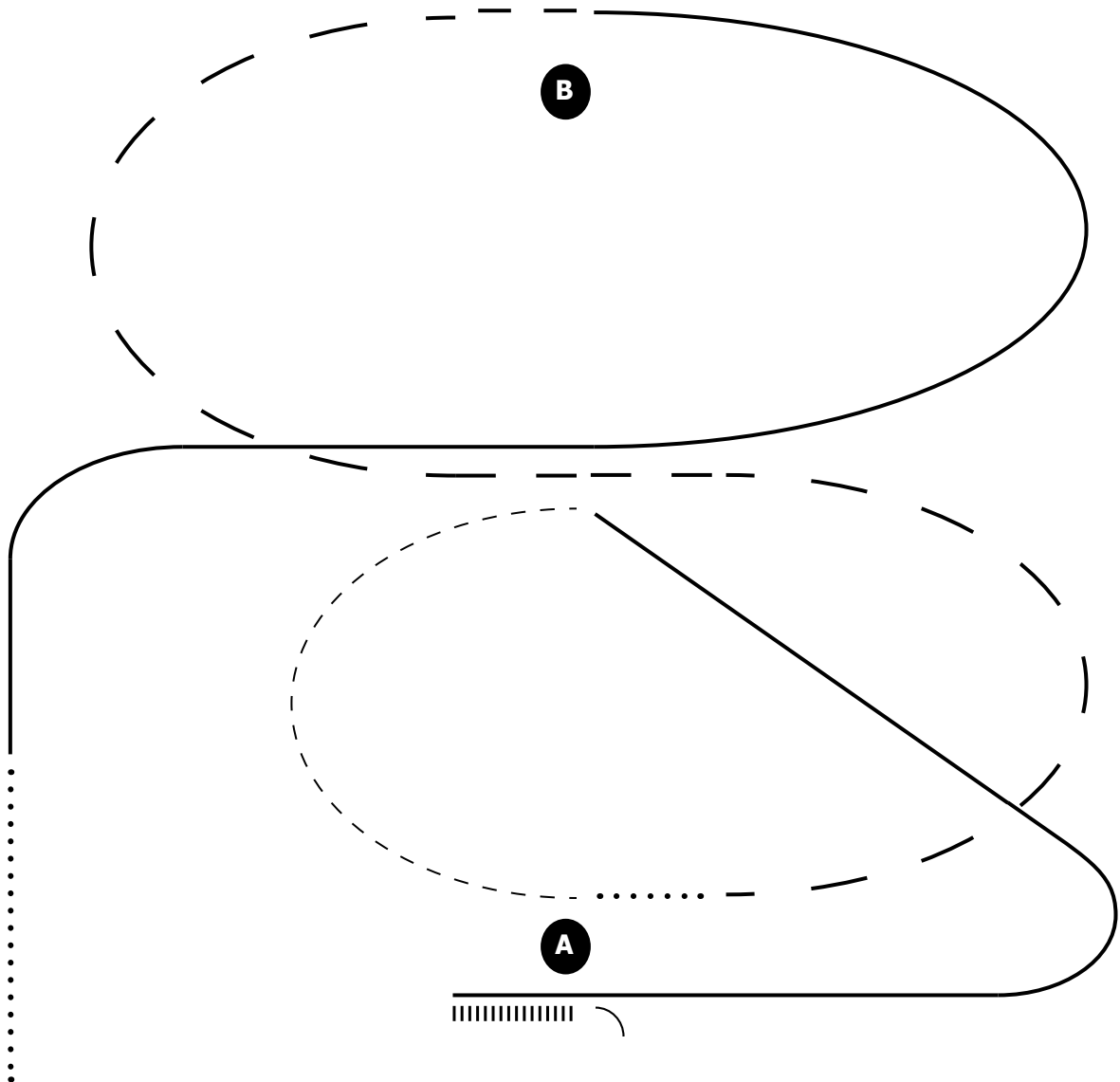
348 - AM JR ST/HN Type  
 349 - AM SR ST/HN Type  
 439 - YA SR ST/HN Type

### FINALS

139 - ApHC NP  
 143 - ApHC YA 18&U  
 350 - AM Elite ST/HN Type  
 438 - YA JR ST/HN Type  
 457 - YA Pony  
 465 - PHBA AM  
 467 - ABRA AM  
 470 - PHBA YA  
 471 - ABRA YA 18&U

## Instructions

1. Start at A. Execute  $\frac{1}{4}$  turn right on the forehand, back one horse length.
2. Canter, left lead.
3. Sitting trot.
4. Walk several strides.
5. Trot.
6. Canter, right lead.
7. Walk to exit.



Walk .....

Sitting Trot - - - -

Trot — — —

Canter ———

16 Back |||||

Change Leads ))

Hand Gallop ██████████

# English Equitation

## Instructions

1. Start at A. Walk several strides.
2. Trot.
3. Canter, right lead.
4. Change leads, simple or flying.
5. Canter left lead.
6. Trot.
7. Stop, execute ½ turn right on the forehand.
8. Canter, right lead, hand gallop, collect canter.
9. Sitting trot.
10. Stop, back one horse length, walk to exit.

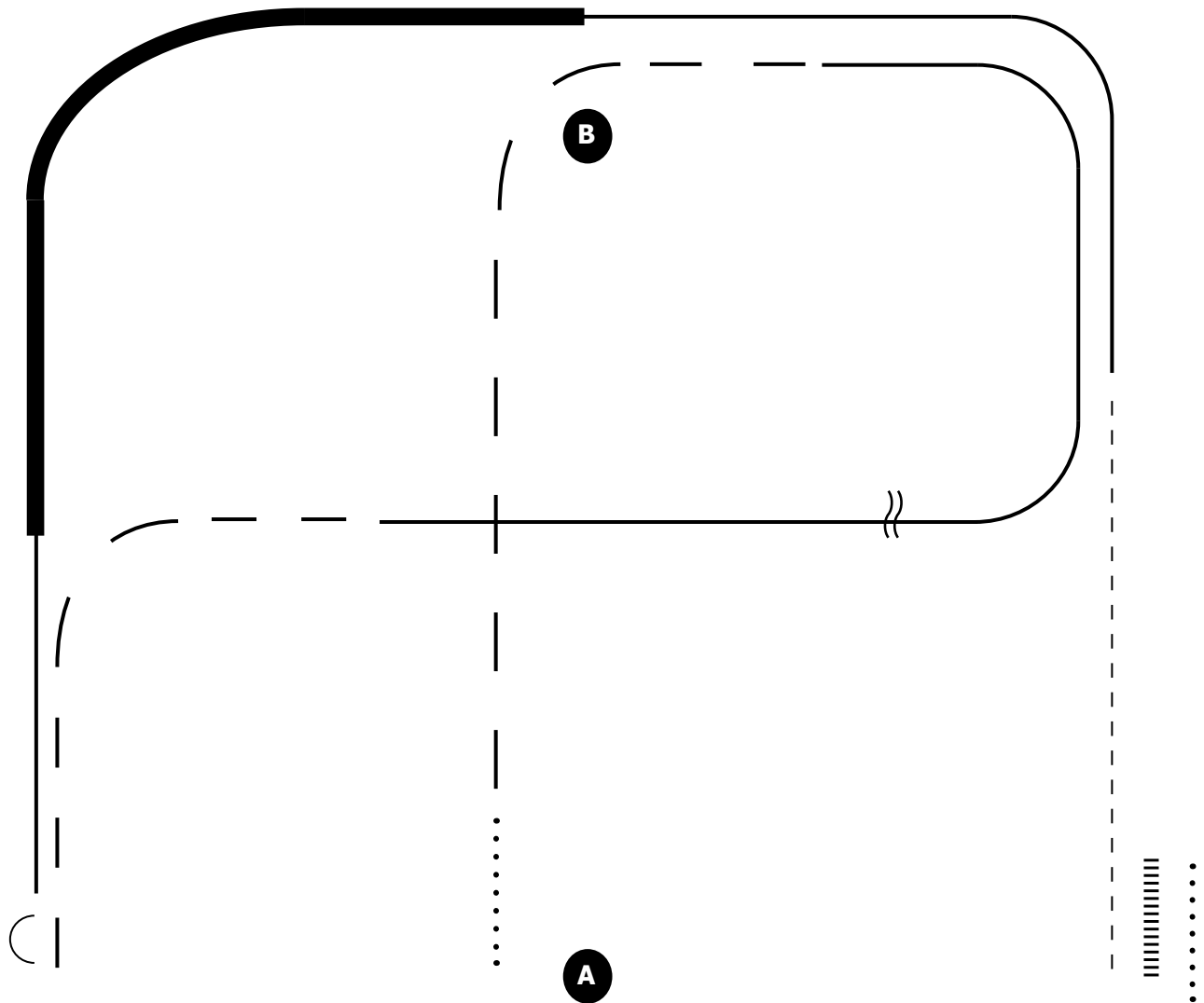
## Classes

FINALS

348 - AM JR ST/HN Type

349 - AM SR ST/HN Type

439 - YA SR ST/HN Type



Walk . . . . .

Sitting Trot - - - -

Trot — — — — — Canter — — — — —

Back |||||

Change Leads ))

Hand Gallop ██████████

# English Equitation

## Classes

PRELIM

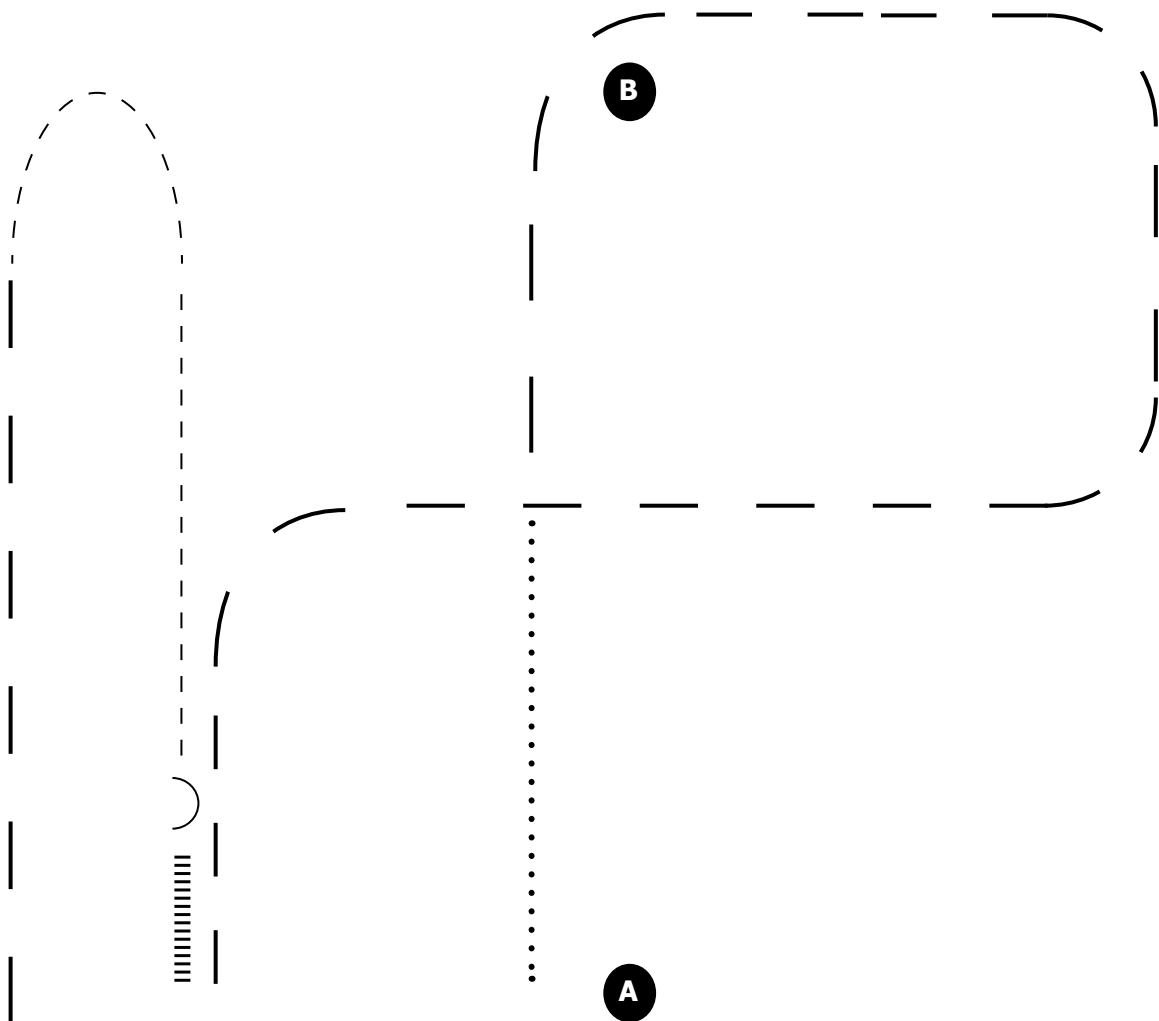
454 - YA Walk/Trot 11-18

455 - YA Walk/Trot 11-18 Solid Horse/Pony

458 - YA Walk/Trot 10&U

## Instructions

1. Start at A. Walk.
2. Trot.
3. Stop, back 1 horse length, execute  $\frac{1}{2}$  turn left on the forehand.
4. Sitting trot
5. Trot to exit.



Walk . . . . .

Sitting Trot - - - -

Trot - - - -

Back |||||

# English Equitation

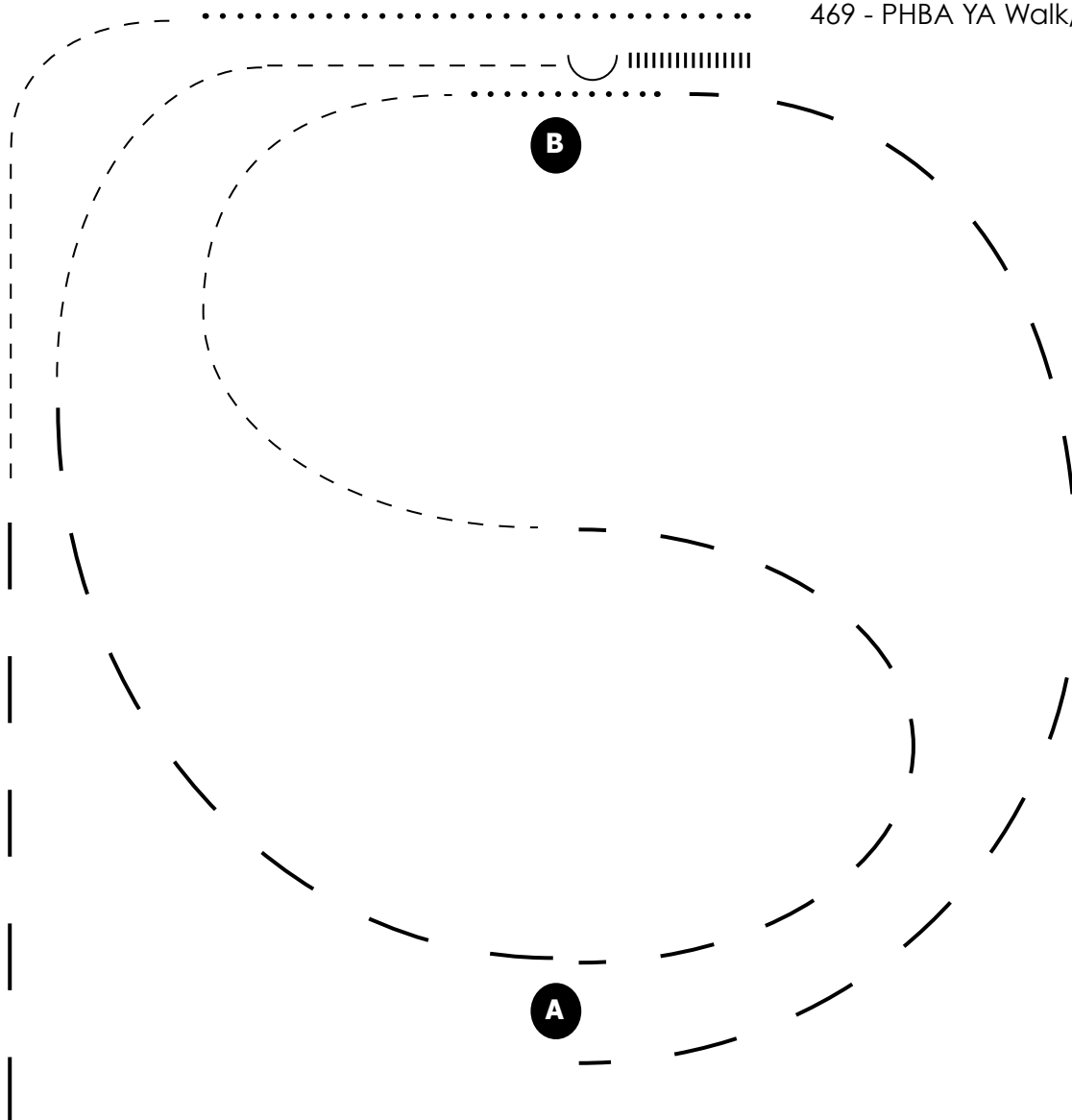
## Instructions

1. Start at A. Trot.
2. Walk.
3. Sitting trot.
4. Trot.
5. Sitting trot.
6. Stop. Execute  $\frac{1}{2}$  turn right on the forehand, back 1 horse length.
7. Walk.
8. Sitting trot.
9. Trot to exit.

## Classes

### FINALS

- 140 - ApHC NP Walk/Trot
- 144 - ApHC YA Walk/Trot 10&U
- 344 - AM Jr Walk/Trot
- 345 - AM Sr Walk/Trot
- 346 - AM Elite Walk/Trot
- 347 - AM Walk/Trot Solid Horse
- 454 - YA Walk/Trot 11-18
- 455 - YA W/T 11-18 Solid Horse/Pony
- 456 - YA Leadline Walk/Trot
- 458 - YA Walk/Trot 10&U
- 459 - YA W/T 10&U Solid Horse/Pony
- 464 - PHBA AM Walk/Trot
- 468 - PHBA YA Walk/Trot 5-9
- 469 - PHBA YA Walk/Trot 10-18



Walk ..... Sitting Trot - - - - Trot - - - - Back |||||

# Bareback English Equitation

## Classes

### PRELIM

257 - AM ST/HN Type

### FINALS

502 - YA Jr ST/HN Type

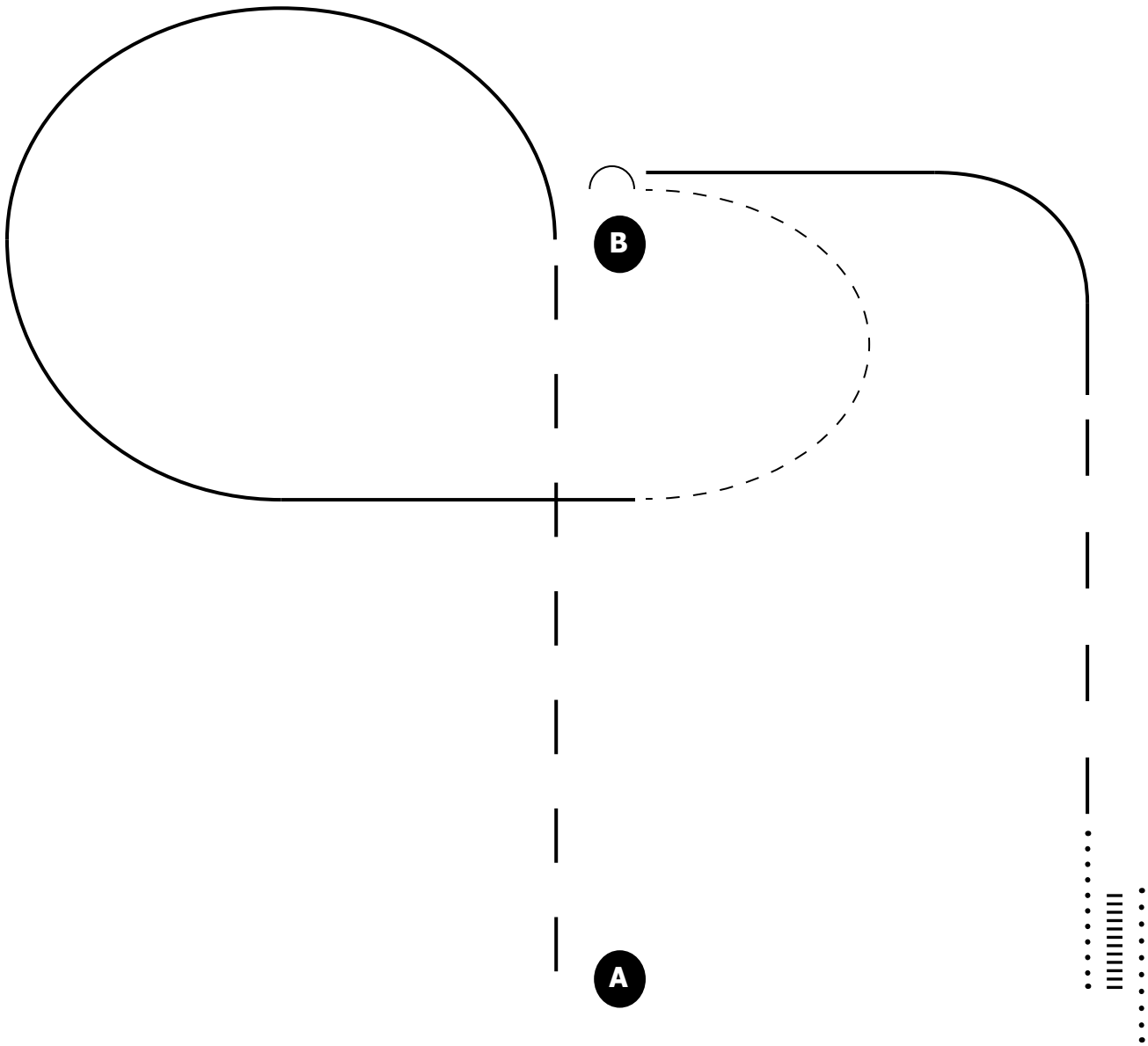
503 - YA Sr ST/HN Type

526 - YA Solid Horse/Pony

527 - YA Pony

## Instructions

1. Start at A. Trot.
2. Canter, left lead.
3. Sitting trot.
4. Stop, execute ½ turn right on the forehand.
5. Canter, right lead.
6. Trot.
7. Walk.
8. Stop, back 1 horse length, walk to exit.



Walk . . . . .

Sitting Trot - - - -

Trot — — —

Canter ———

Back |||||

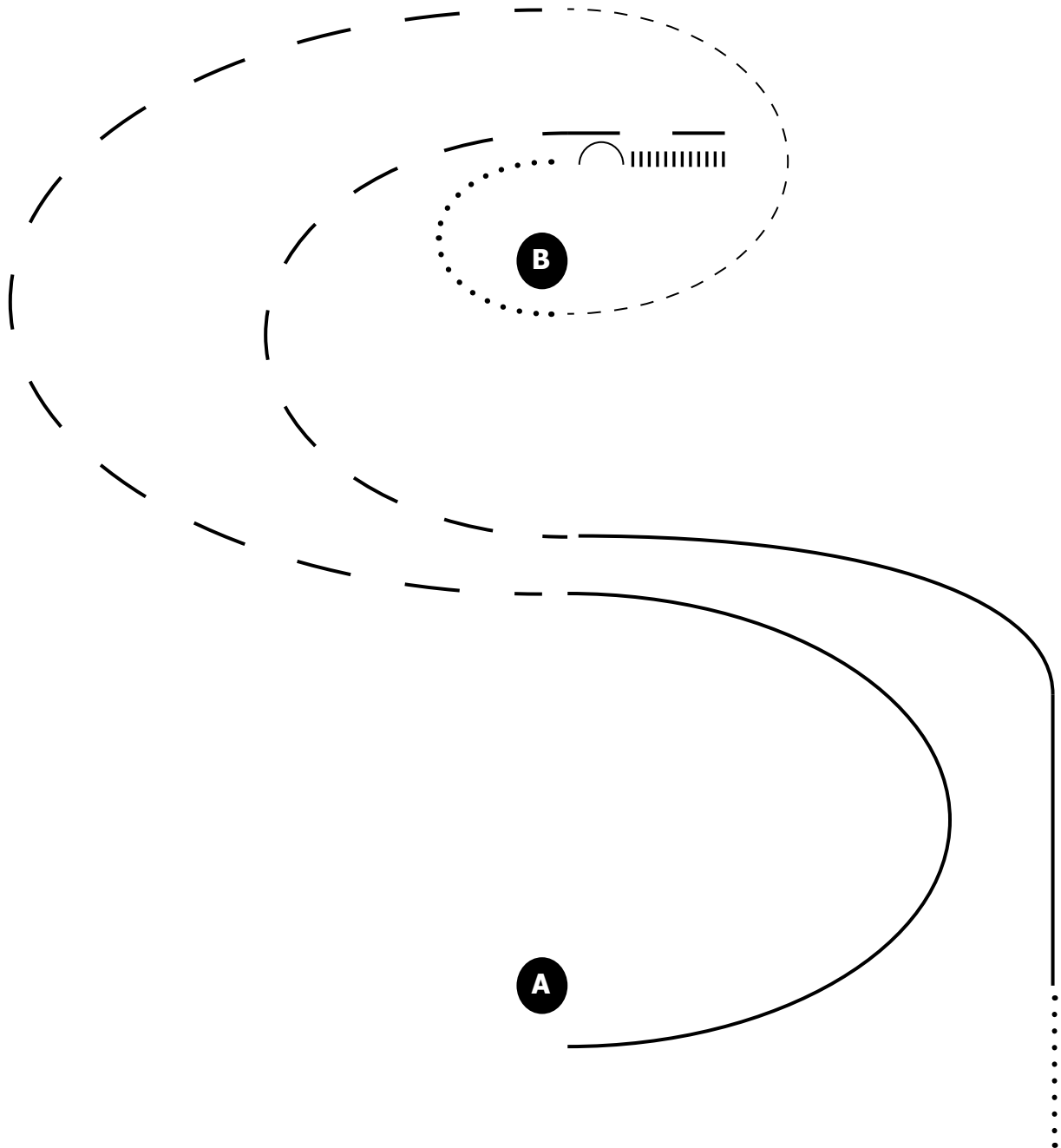
# Bareback English Equitation

## Instructions

1. Start at A. Canter, left lead.
2. Trot.
3. Sitting trot
4. Walk.
5. Stop, execute ½ turn left on the forehand, back 1 horse length.
6. Trot.
7. Canter, right lead.
8. Walk to exit.

## Classes

FINALS  
257 - AM ST/HN Type



Walk . . . . .

Sitting Trot - - - -

Trot — — —

Canter — — — —

Back |||||

# Western Horsemanship/Mulemanship

## Classes

### PRELIM

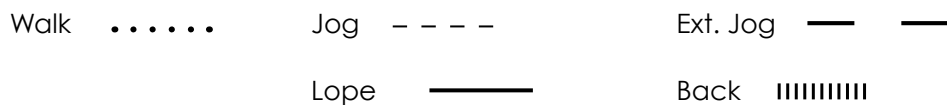
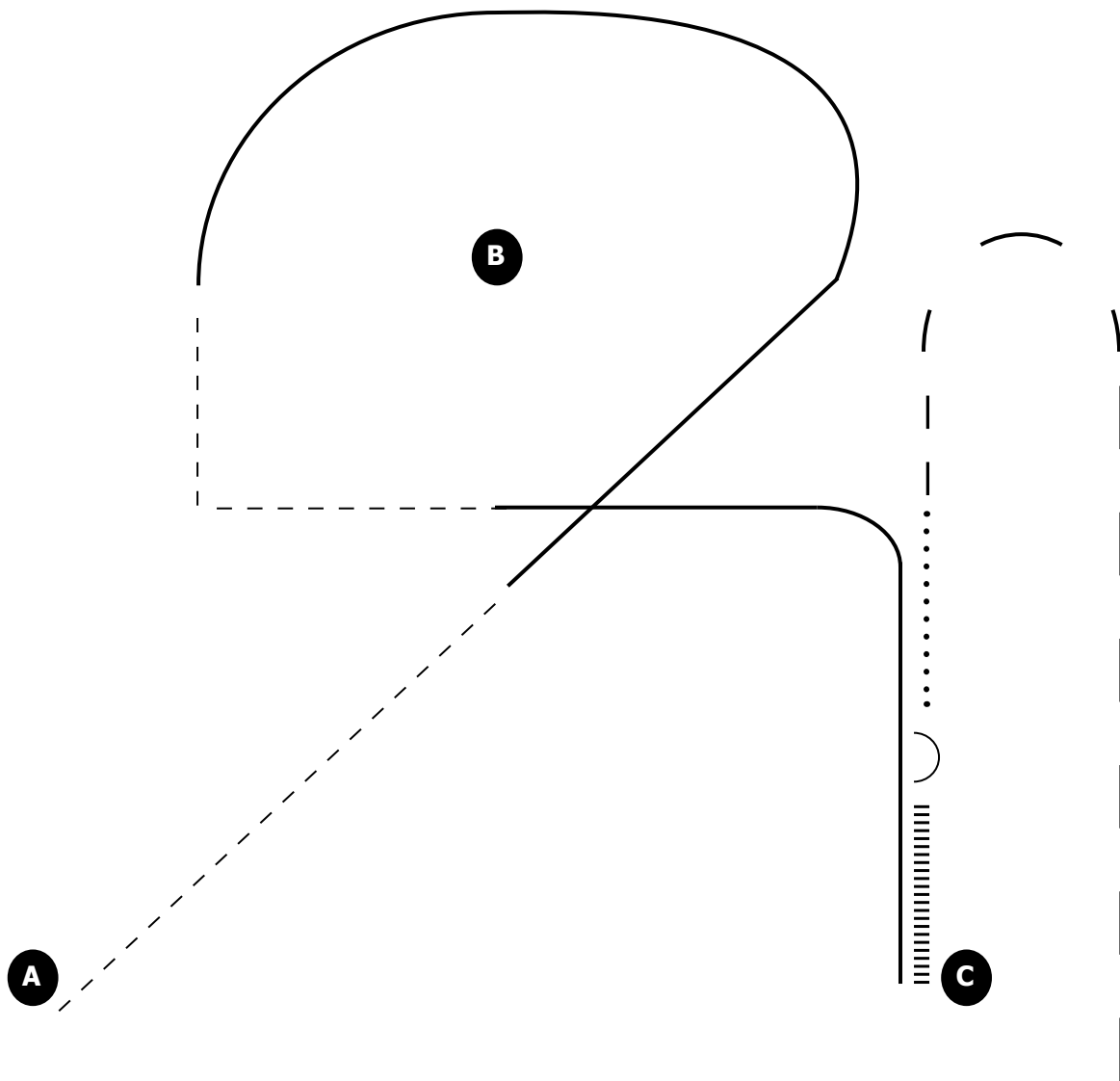
- 35 - AM Novice
- 596- YA Solid Horse/Pony
- 605 - YA Novice

### FINALS

- 820 - All Breed Ranch YA
- 821 - YA Ranch
- 822 - YA Ranch Solid
- 823 - All Breed Ranch AM
- 824 - AM
- 825 - AM Solid
- 982 - YA PL/SD Type
- 983 - AM PL/SD Type
- 984 - AM Mulemanship
- 985 - YA Mulemanship

## Instructions

1. Start at A. Jog.
2. Lope, left lead.
3. Jog.
4. Lope, right lead.
5. Stop, back 1 horse length,  
Execute ½ turn left on the haunches.
6. Walk.
7. Extended jog to exit.



# Western Horsemanship

## Instructions

1. Start at A. Jog.
2. Lope, left lead.
3. Extended jog.
4. Jog.
5. Stop, back 1 horse length, execute  $\frac{3}{4}$  turn left on the haunches.
6. Lope, right lead.
7. Walk to exit.

## PRELIM

34 - AM Elite ST/HN Type

50 - AM Solid Horse

603 - YA JR ST/HN Type

## Classes

## FINALS

35 - AM Novice

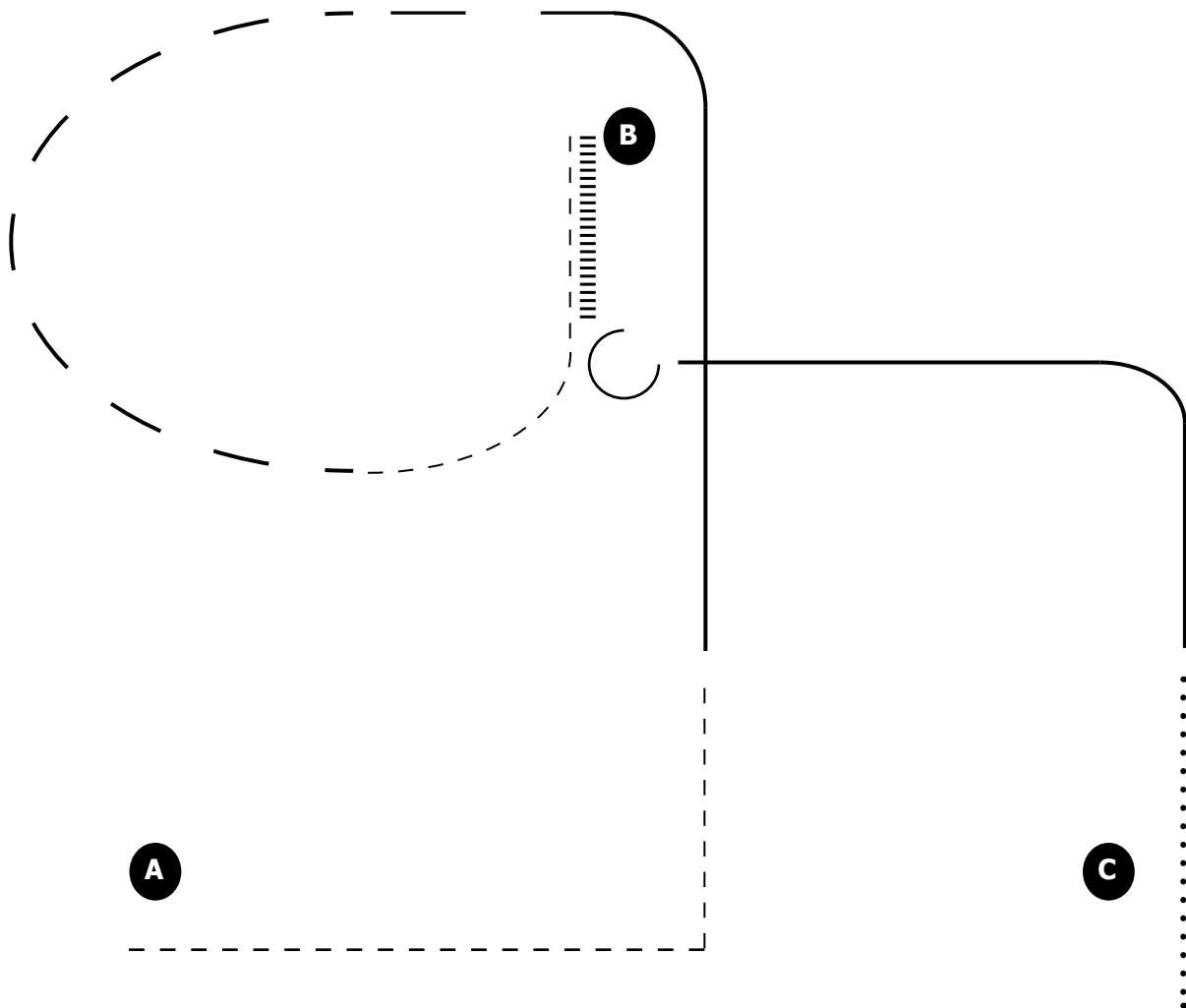
235 - ApHC NP 35&U

236 - ApHC NP Masters

497 - PHBA AM Select

596- YA Solid Horse/Pony

605 - YA Novice



Walk    .....

Jog    - - - -

Ext. Jog    — —

Lope    —————

Back    |||||



# Western Horsemanship

## Classes

### PRELIM

32 - AM JR ST/HN Type

33 - AM SR ST/HN Type

604 - YA SR ST/HN Type

### FINALS

34 - AM Elite ST/HN Type

50 - AM Solid Horse

233 - ApHC YA 18&U

234 - ApHC NP

493 - PHBA YA

494 - ABRA YA 18&U

496 - PHBA AM

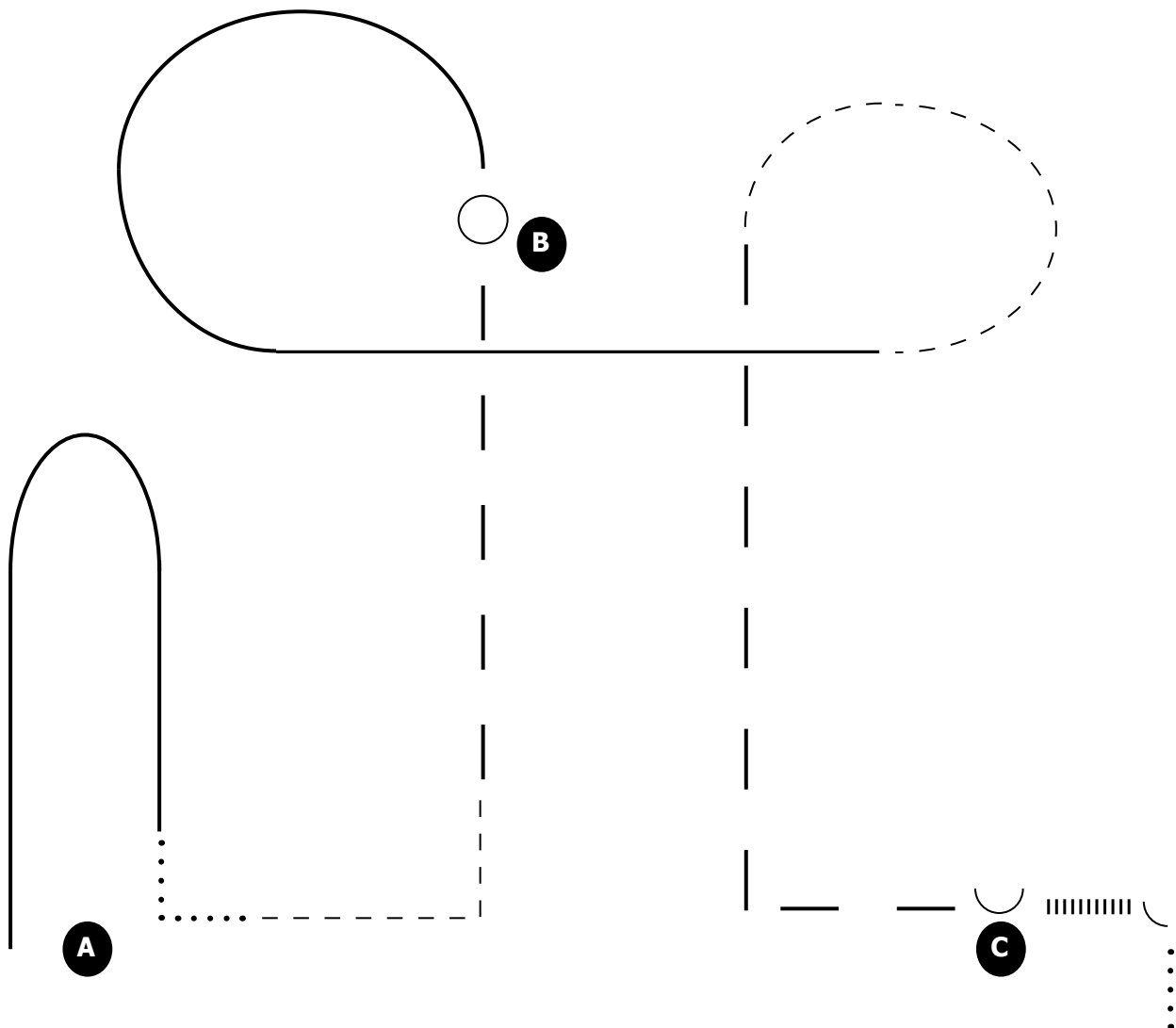
498 - ABRA AM

595 - YA Pony

603 - YA JR ST/HN Type

## Instructions

1. Start at A. Lope, right lead.
2. Walk.
3. Jog.
4. Extended jog.
5. Stop, execute 1 turn either direction.
6. Lope, left lead.
7. Jog.
8. Extended jog.
9. Stop, execute 1/2 turn right on the haunches, back 1 horse length, execute 1/4 turn left on the haunches.
10. Walk to exit.



Walk .....

Jog - - - -

Ext. Jog — —

Lope ———

Back |||||||

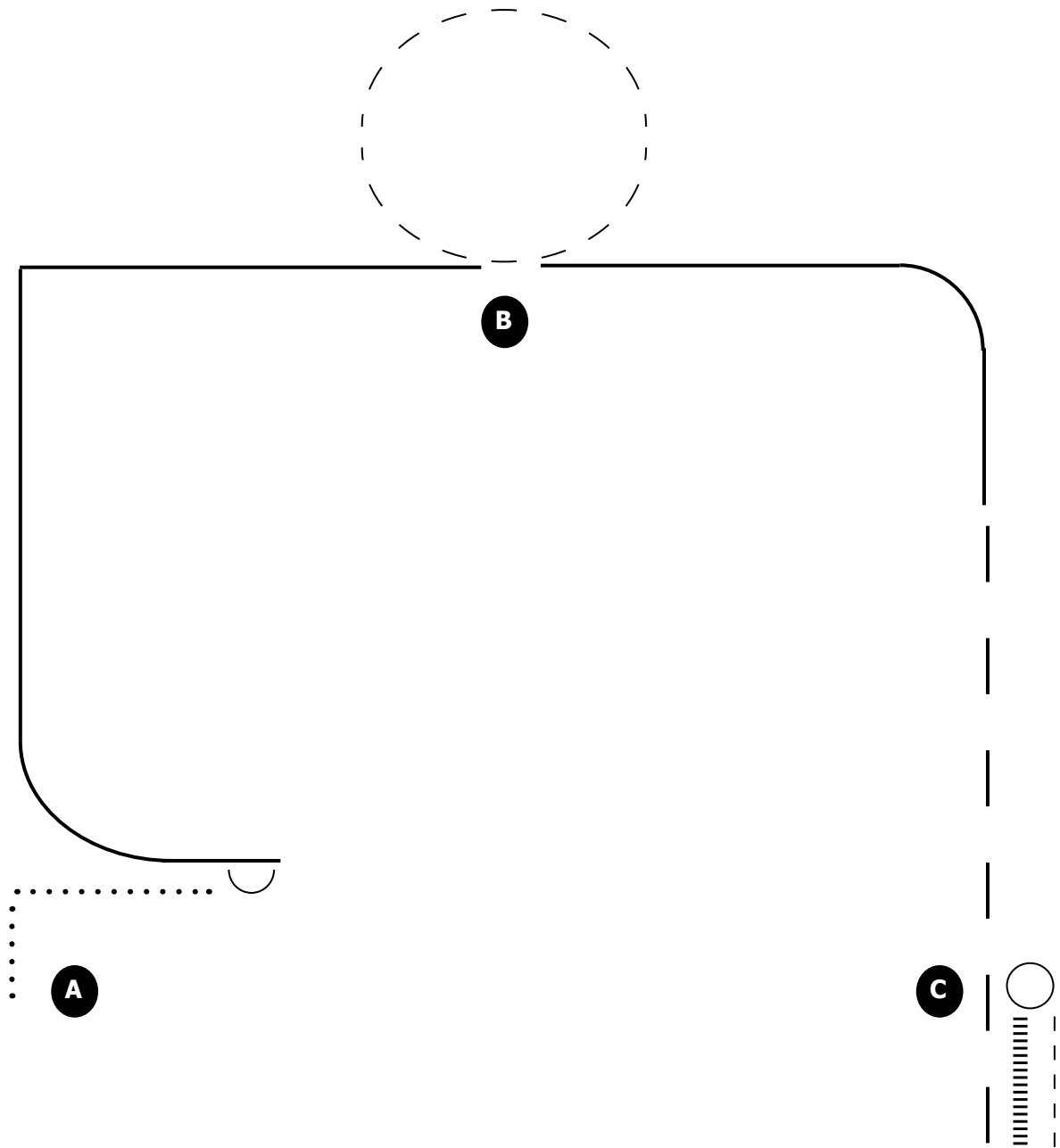
# Western Horsemanship

## Instructions

1. Start at A. Walk.
2. Stop, execute ½ turn right on the haunches.
3. Lope, right lead.
4. Jog.
5. Lope, left lead.
6. Extended jog.
7. Stop, back to C, execute 1 turn left on the haunches.
8. Jog to exit.

## Classes

*FINALS*  
 32 - AM JR ST/HN Type  
 33 - AM SR ST/HN Type  
 604 - YA SR ST/HN Type



Walk .....

Jog - - - - -

Ext. Jog — — — — —

Change Leads ))

Lope —————

Ext. Lope ██████████

Back |||||

# Western Horsemanship

## Donkey/Mulemanship

### Classes

*PRELIM*

46 - AM Walk/Trot Solid Horse

47 - Elite Walk/Trot

48 - AM Sr Walk/Trot

49 - AM Jr Walk/Trot

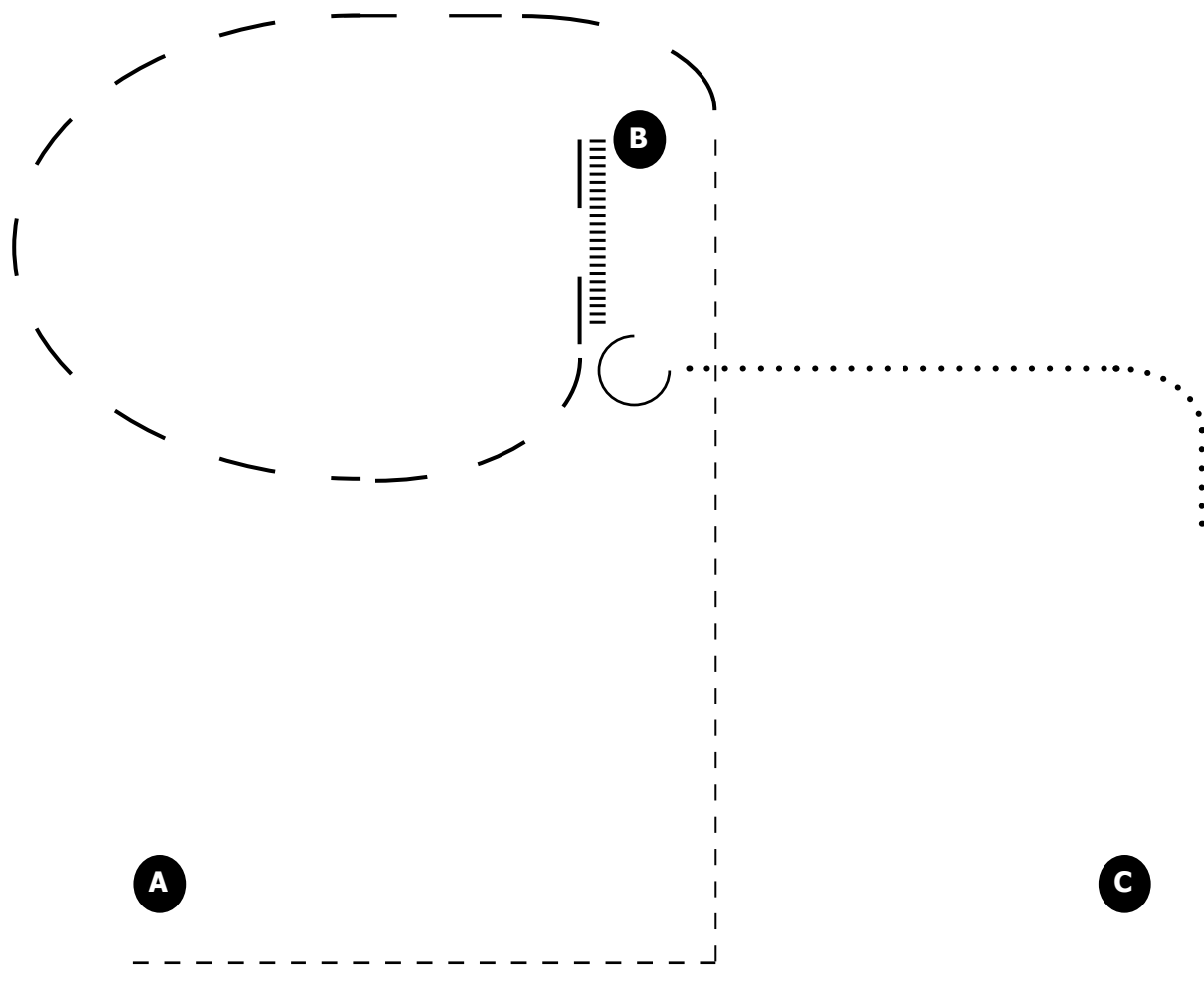
593 - YA Walk/Trot 10&U

590 - YA Walk/Trot 11-18

591 - YA Walk/Trot 11-18 Solid Horse/Pony

### Instructions

1. Start at A. Jog.
2. Extended jog.
3. Stop, back 1 horse length, execute  $\frac{3}{4}$  turn left on the haunches.
4. Walk.
5. Jog to exit



Walk

.....

Jog

-----

Ext. Jog

— —

Back

|||||

# Western Horsemanship

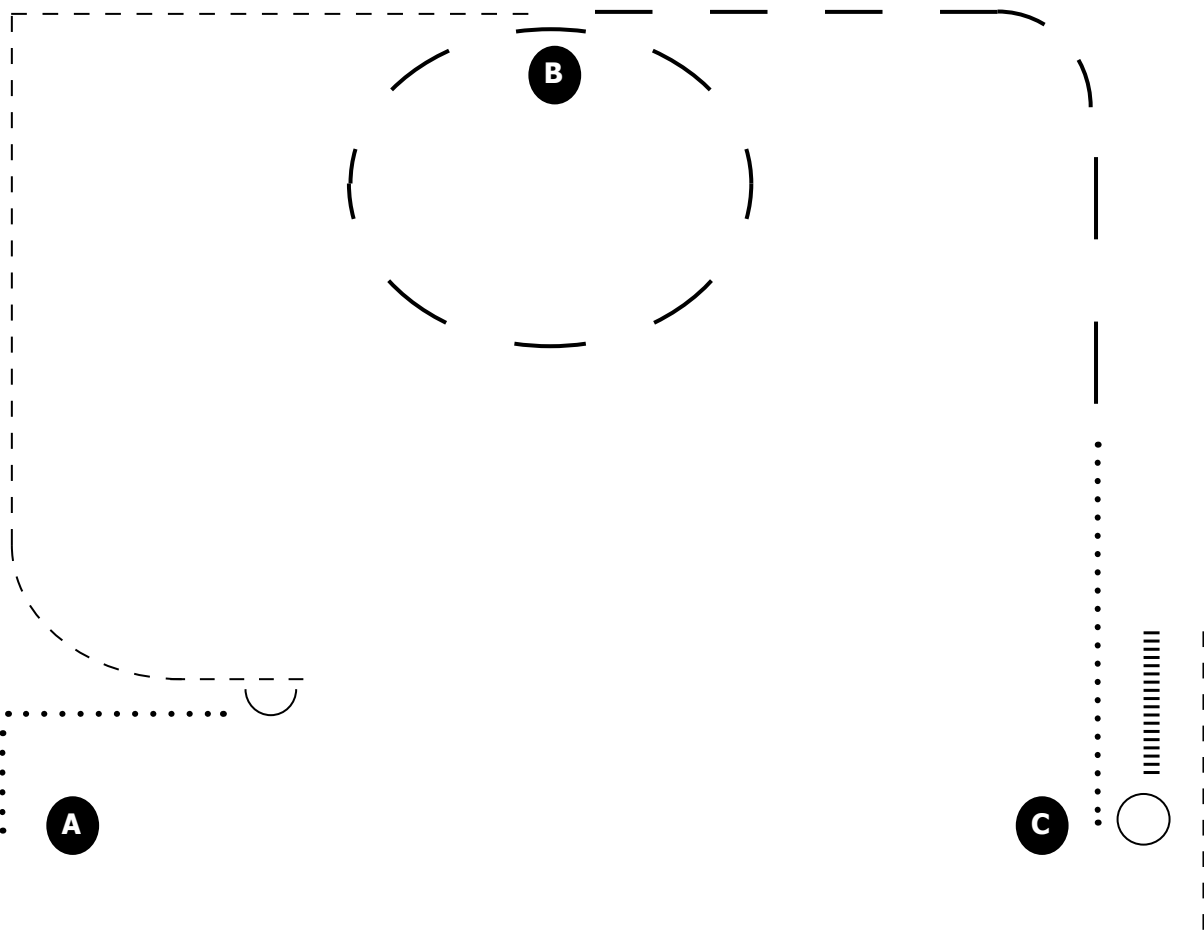
## Instructions

1. Start at A. Walk.
2. Stop, execute ½ turn right on the haunches.
3. Jog.
4. Extended jog.
5. Walk.
6. Stop, execute 1 turn left on the haunches, back one horse length.
7. Jog to exit.

## Classes

### FINALS

- 46 - AM Walk/Trot Solid Horse
- 47 - Elite Walk/Trot
- 48 - AM Sr Walk/Trot
- 49 - AM Jr Walk/Trot
- 232 - ApHC YA Walk/Trot 10&U
- 237 - ApHC NP Walk/Trot
- 491 - PHBA YA Walk/Trot 5-9
- 492 - PHBA YA Walk/Trot 10-18
- 495 - PHBA AM Walk/Trot
- 590 - YA Walk/Trot 11-18
- 591 - YA W/T 11-18 Solid Horse/Pony
- 592 - YA Leadline Walk/Trot
- 593 - YA Walk/Trot 10&U
- 594 - YA W/T 10&U Solid Horse/Pony



Walk .....

Jog - - - - -

Ext. Jog — — — — —

Back |||||

# Bareback Western Horsemanship

## Classes

### PRELIM

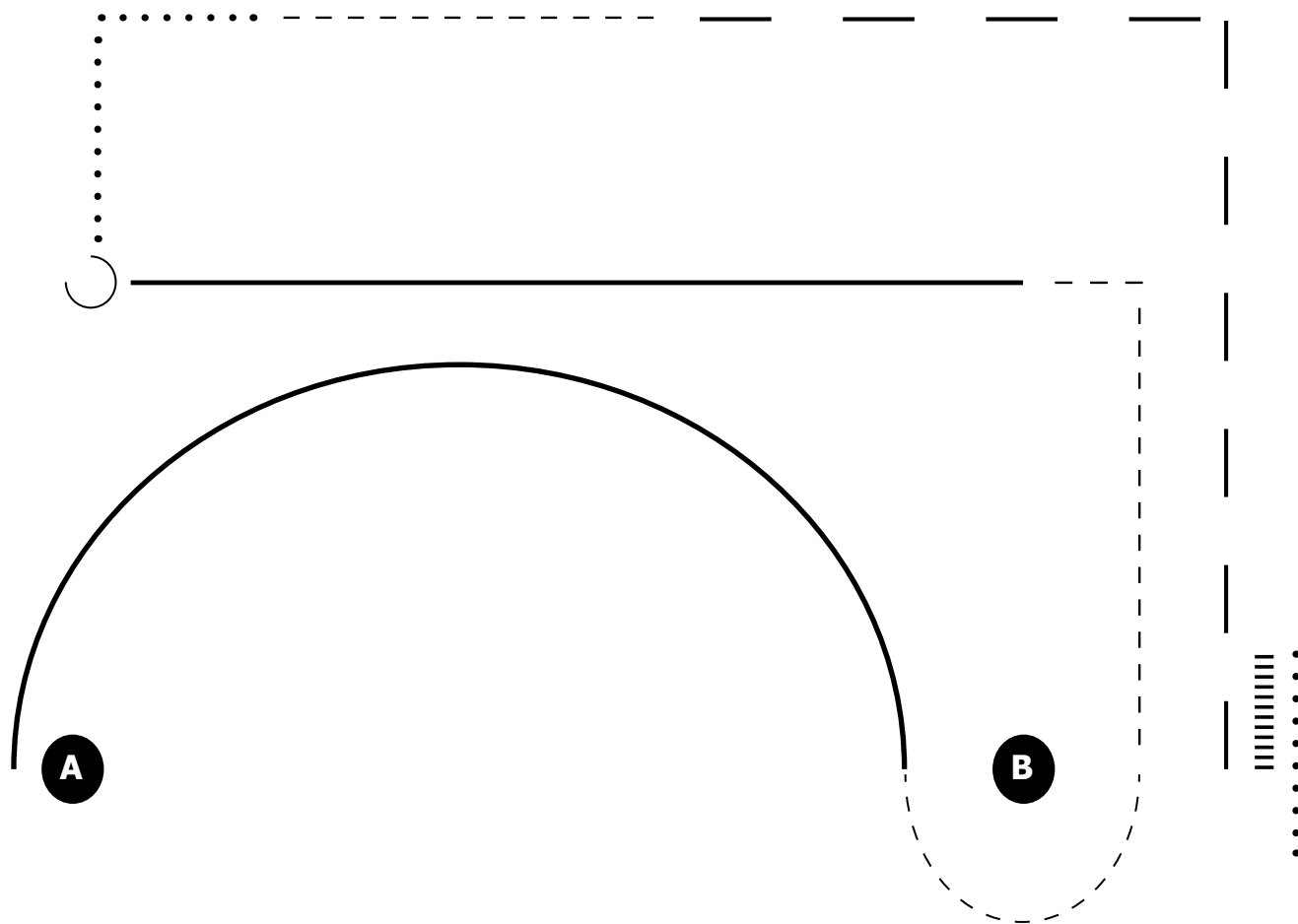
- 5 - AM ST/HN Type
- 634 - YA Jr ST/HN Type
- 635 - YA Sr ST/HN Type

### FINALS

- 18 - AM Solid Horse
- 654 - YA Solid Horse/Pony
- 655 - YA Pony

## Instructions

1. Start at A. Lope, right lead.
2. Jog.
3. Lope, left lead.
4. Stop, execute  $\frac{3}{4}$  turn left on the haunches.
5. Walk.
6. Jog.
7. Extended jog.
8. Stop, back one horse length.
9. Walk to exit.



Walk .....

Jog - - - -

Lope ————

Back |||||

# Bareback Western Horsemanship

## Instructions

1. Start at A. Lope, left lead
2. Extended jog.
3. Jog.
4. Stop, back 1 horse length, execute 1 turn either direction on the haunches.
5. Lope, right lead.
6. Walk to exit.

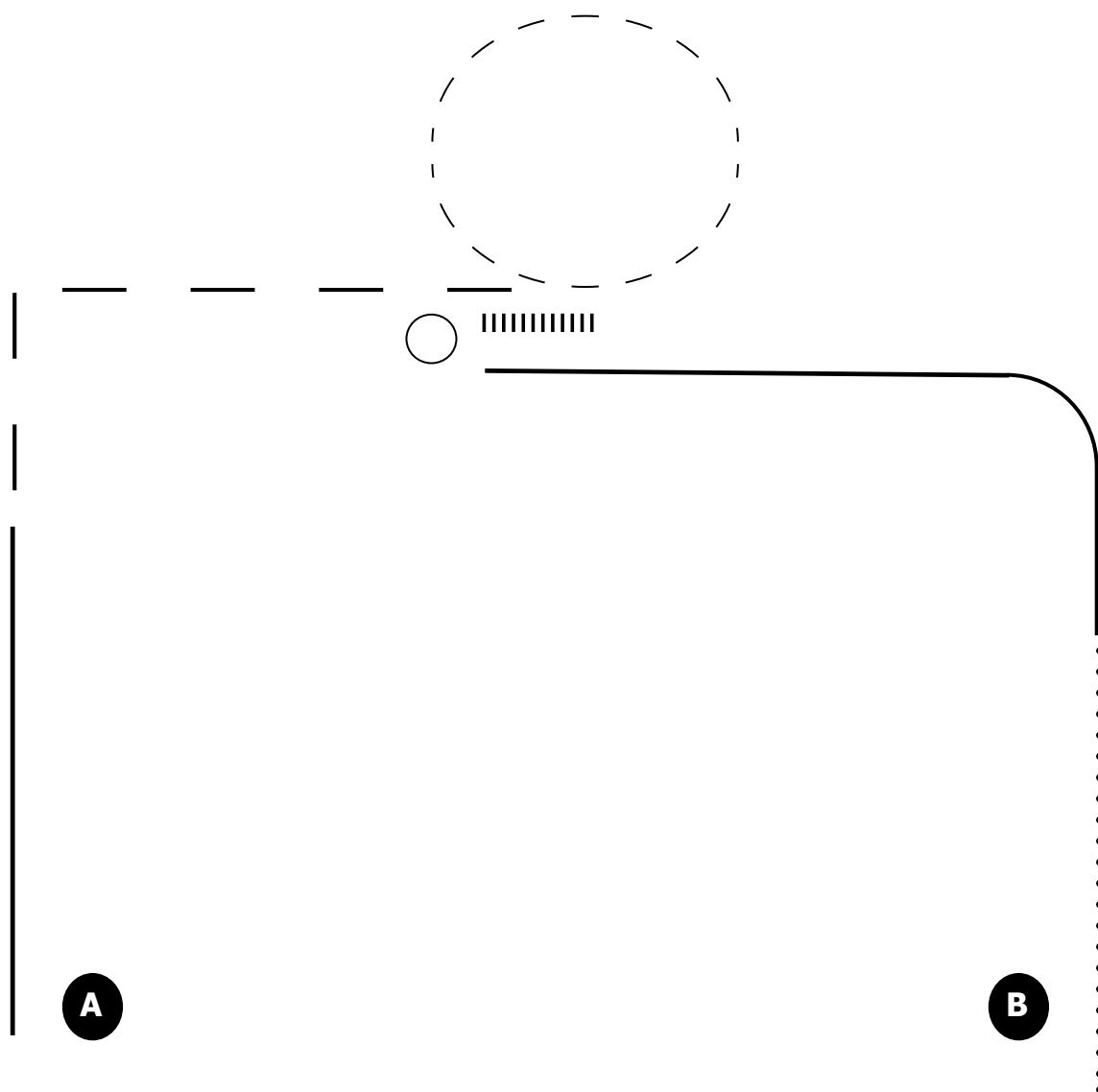
## Classes

*FINALS*

5 - AM ST/HN Type

634 - YA Jr ST/HN Type

635 - YA Sr ST/HN Type



Walk .....

Jog - - - -

Ext. Jog — — — —

Lope —————

Back |||||

# Ranch Riding

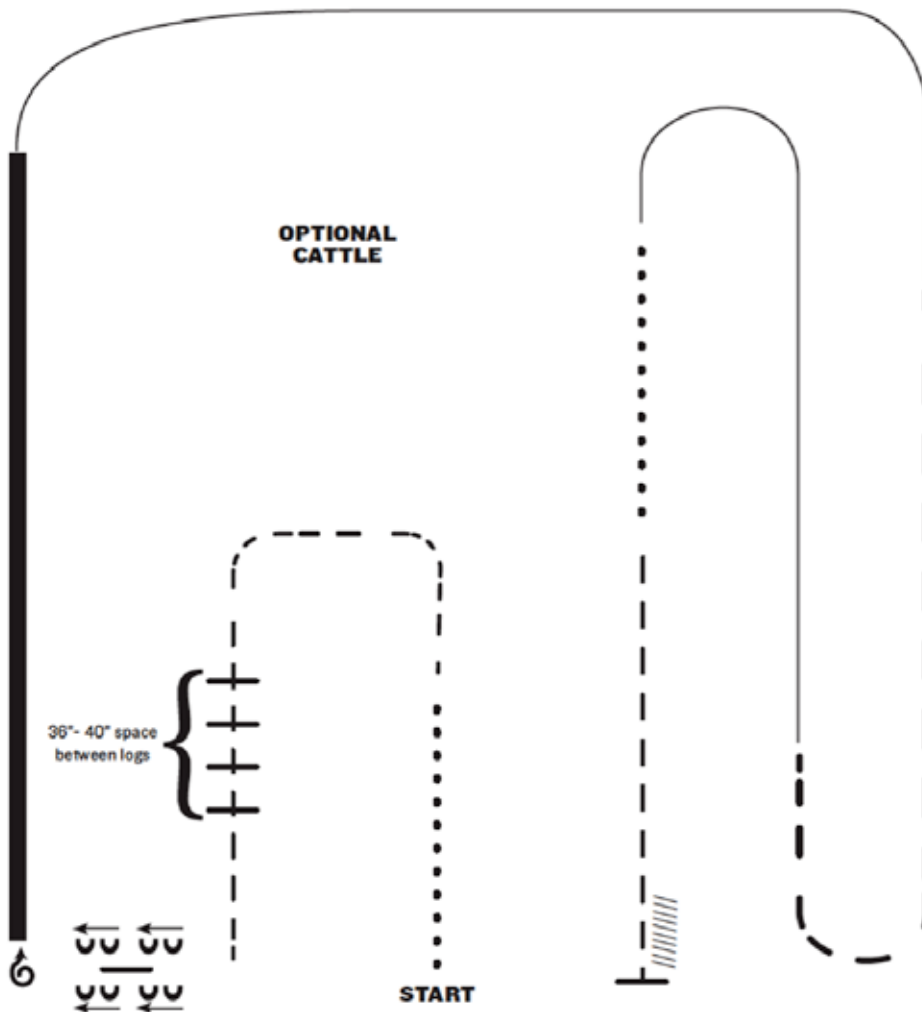
## Classes

- 826 - All Breed
- 827 - OP JR Horse
- 828 - OP SR Horse
- 829 - OP Solid Horse
- 830 - PHBA OP
- 831 - ApHC OP
- 832 - ABRA OP

## Instructions

### PATTERN #12

1. Walk
2. Trot
3. Trot logs
4. Side pass right
5. 1 ½ turns right
6. Extended lope (right lead)
7. Lope right lead
8. Extended trot
9. Lope left lead
10. Walk
11. Trot
12. Stop and back



# Ranch Riding

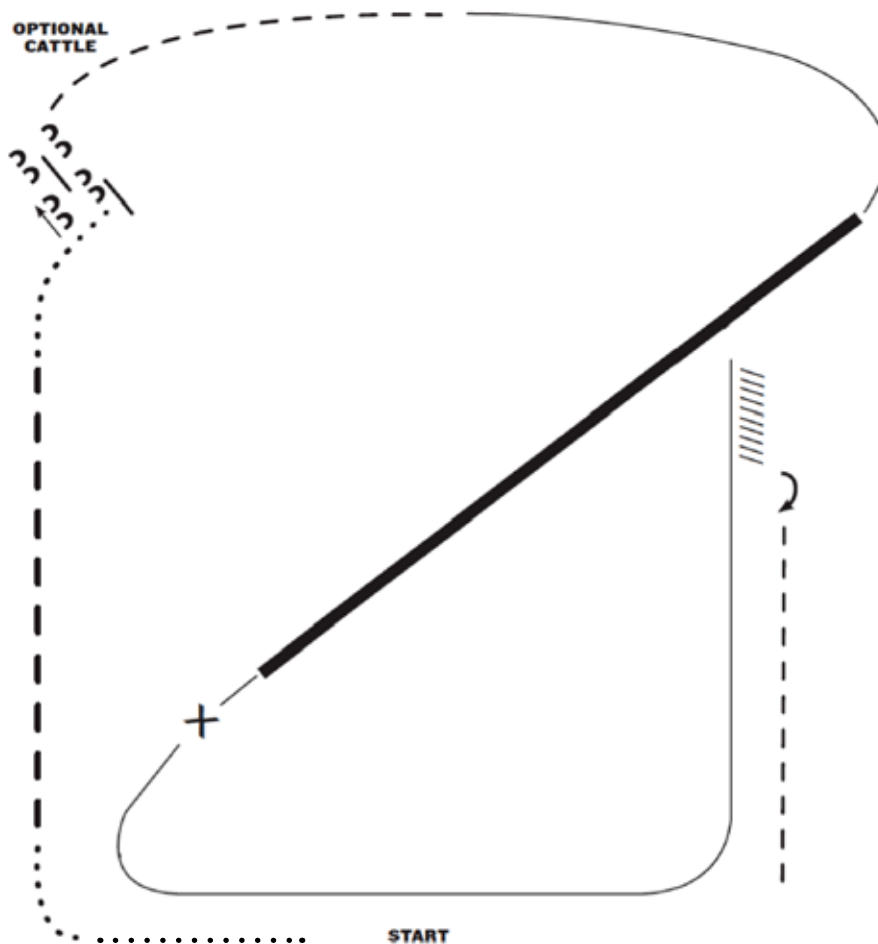
## Instructions

### PATTERN #10

1. Walk
2. Extended trot
3. Walk
4. Stop, side pass log left
5. Trot
6. Lope right lead
7. Extended Lope (right lead)
8. Collect lope and change leads (simple or flying)
9. Lope left lead
10. Stop and back
11. 180 degree turn to right
12. Trot

## Classes

- 833 - All Breed AM
- 834 - AM
- 835 - AM Solid Horse
- 836 - PHBA AM
- 837 - ApHC NP
- 838 - ABRA AM





# Ranch Riding

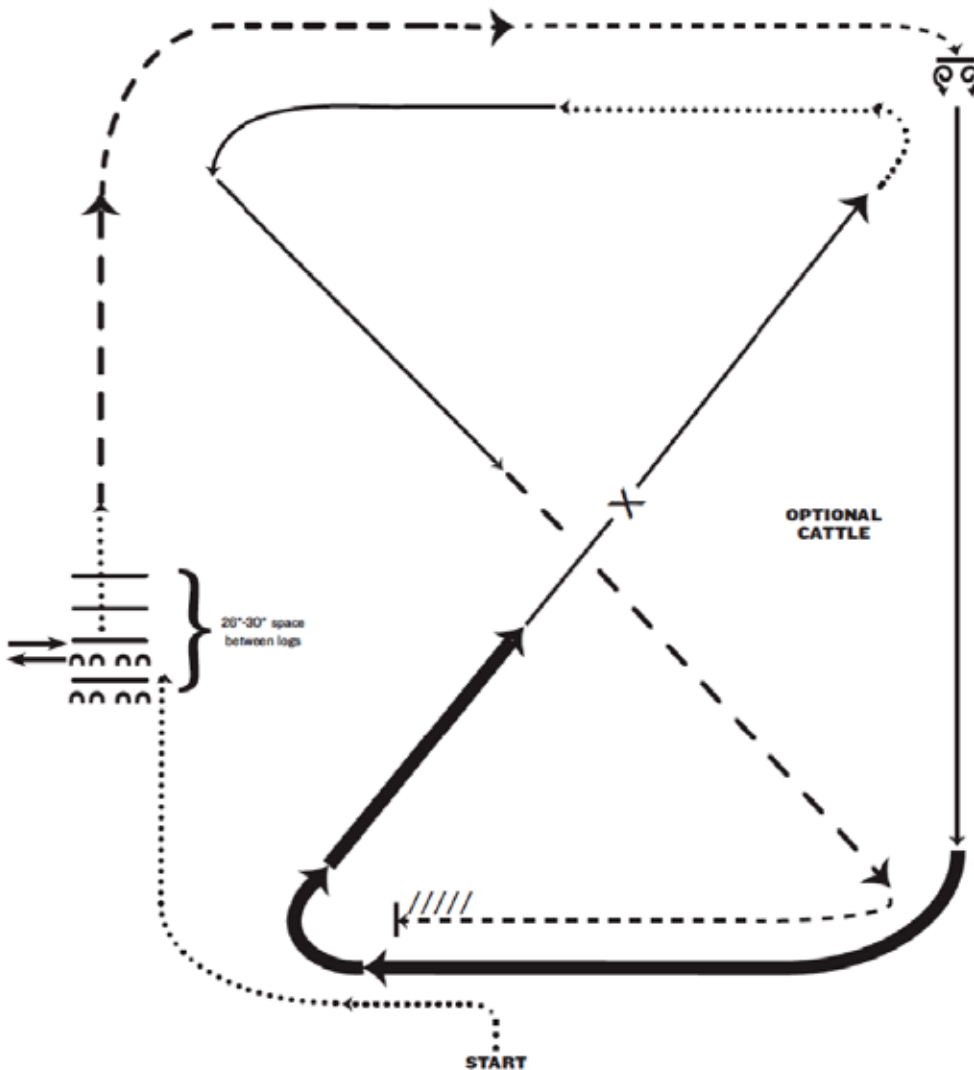
## Classes

- 839 - All Breed YA
- 840 - YA
- 841 - YA Solid Horse/Pony
- 842 - PHBA YA
- 843 - ApHC YA
- 844 - ABRA YA

## Instructions

### PATTERN #8

1. Walk
2. Side pass left across first log, side pass 1/2 way to right
3. Walk across logs
4. Extended trot
5. Trot
6. Stop, 360 degree turn each direction (either direction 1st) (L-R or R-L)
7. Lope right lead
8. Extended lope (right lead)
9. Collect lope, change leads (simple or flying)
10. Walk
11. Lope left lead
12. Extended trot
13. Trot
14. Stop and back



# Western Riding

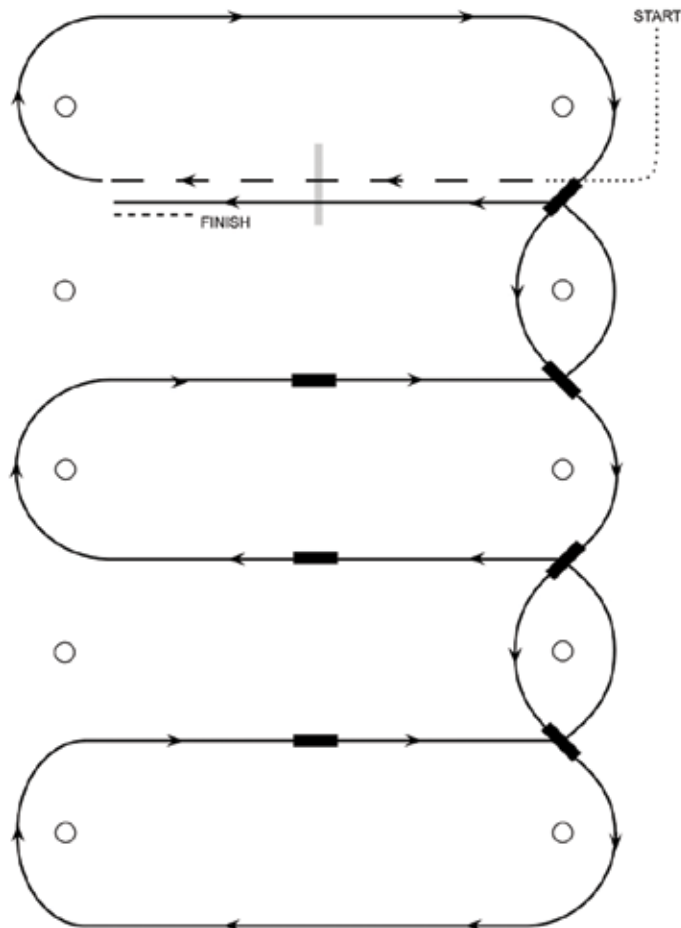
## Classes

64 - Open Solid  
65 - Open  
229 - ApHC OP  
558 - PHBA OP  
559 - ABRA OP

## Instructions

### WESTERN RIDING PATTERN #4

1. Walk, transition to jog, jog over log
2. Transition to right lead lope
3. First line change
4. Second line change
5. Third line change
6. Fourth line change
7. First crossing change
8. Second crossing change
9. Third crossing change
10. Lope over log
11. Lope, stop & back



# Western Riding

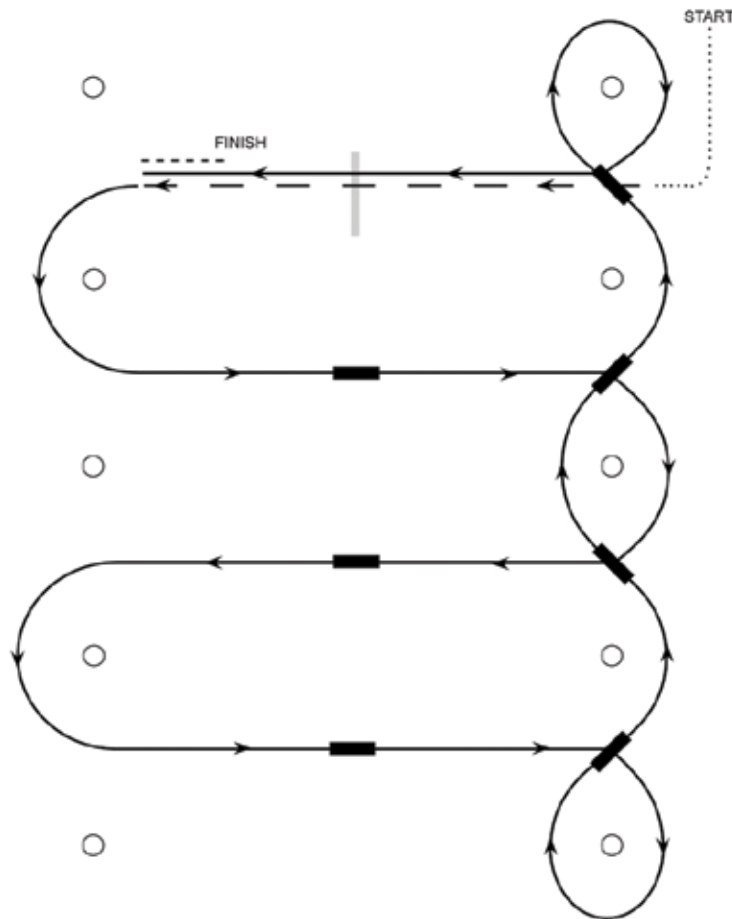
## Instructions

### WESTERN RIDING PATTERN #2

1. Walk, transition to jog, jog over log
2. Transition to left lead lope
3. First crossing change
4. Second crossing change
5. Third crossing change
6. Circle and first line change
7. Second line change
8. Third line change
9. Fourth line change and circle
10. Lope over log
11. Lope, stop and back

## Classes

66 - AM  
67 - AM Solid  
230 - ApHC NP  
231 - ApHC YA 18&U  
560 - PHBA AM  
561 - ABRA AM  
562 - PHBA YA  
563 - ABRA YA 18&U  
606 - YA Jr  
607 - YA Sr  
608 - YA Solid



# Western Riding

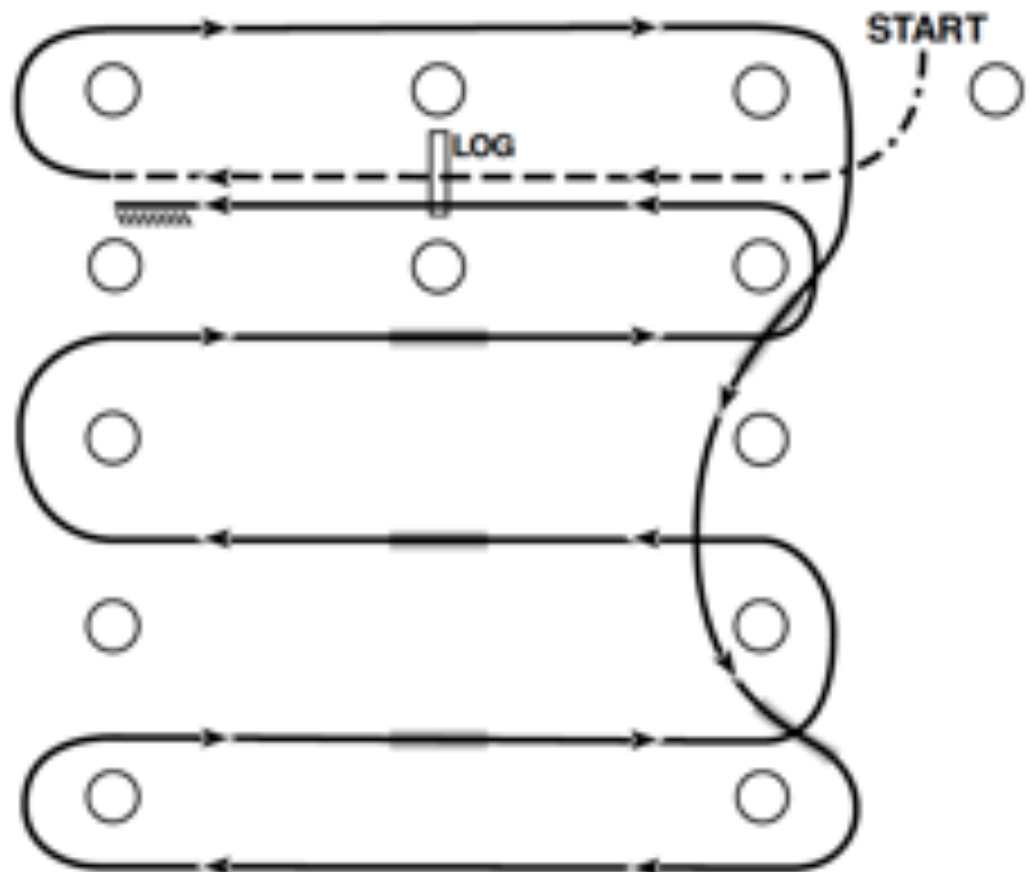
## Classes

63 - Open, Green

## Instructions

### GREEN PATTERN #3

1. Walk, transition to log, jog over log.
2. Transition to right lead and lope around end.
3. First line change.
4. Second line change, lope around end of arena.
5. First crossing change.
6. Second crossing change.
7. Third crossing change.
8. Lope over log.
9. Lope, stop and back.



# Hunter Hack


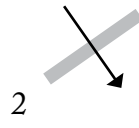
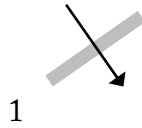
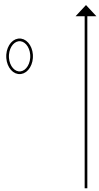
## Classes

1. Canter over fences.
2. After 2nd fence, hand gallop to marker.
3. Stop at marker, back.

## Instructions

- 426 - YA Pony, 2'3"-2'9"
- 427 - AM Novice, 2'3"-2'9"
- 428 - YA Novice, 2'3"-2'9"
- 429 - Open, 2'3"-2'9"
- 430 - Open Solid, 2'3"-2'9"
- 431 - AM, 2'3"-2'9"
- 432 - AM Solid, 2'3"-2'9"
- 433 - YA, 2'3"-2'9"
- 434 - YA Solid, 2'3"-2'9"

Finish



Path ———

Fence ———

# Jumping In-hand

## Instructions

Jump fences 1-7

## Classes

615 - Miniature

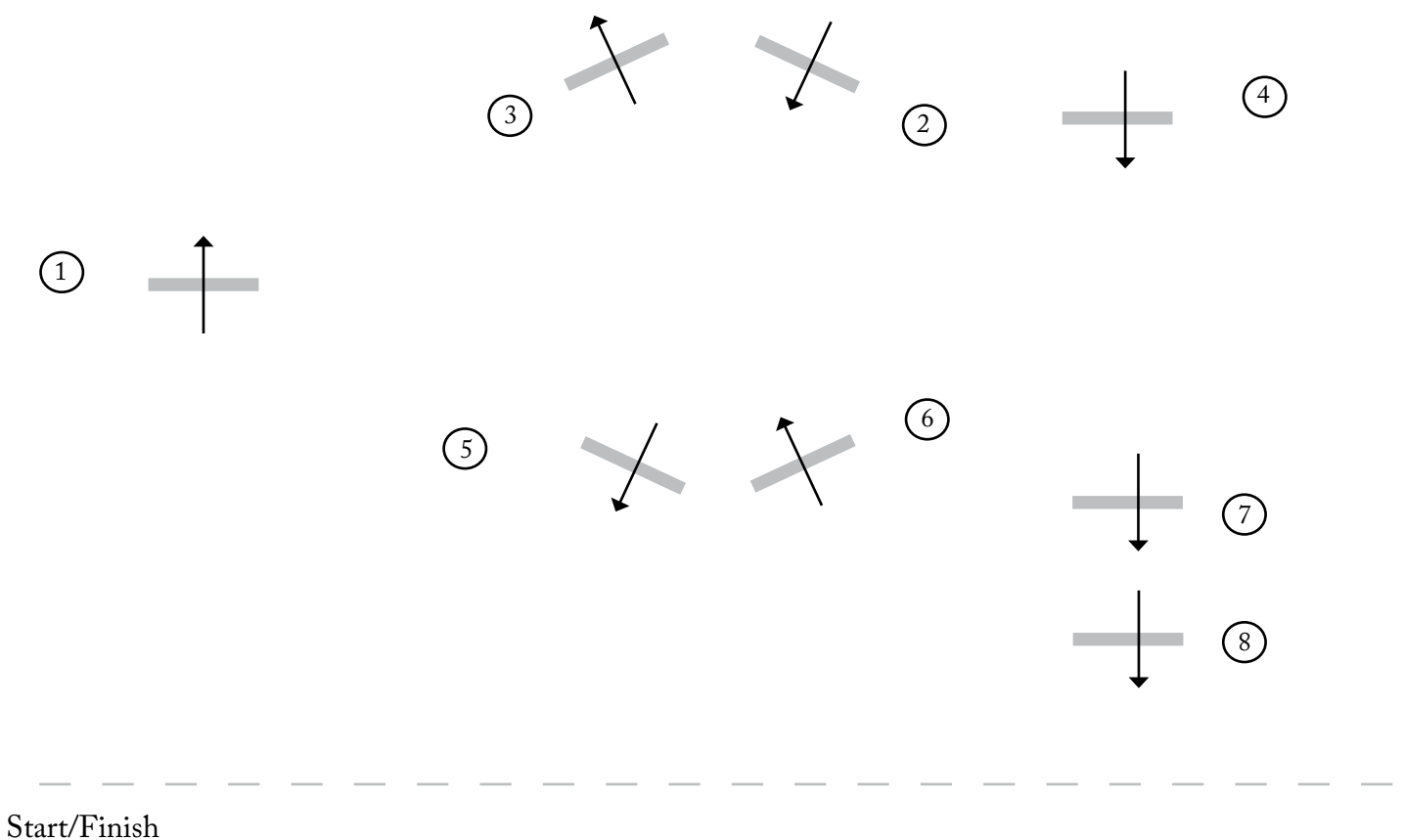
616 - B Miniature

617 - Solid Miniature/B Miniature

618 - Pony

619 - AM Miniature/B Miniature/Pony

620 - YA Miniature/B Miniature/Pony



Path ———

Fence ———

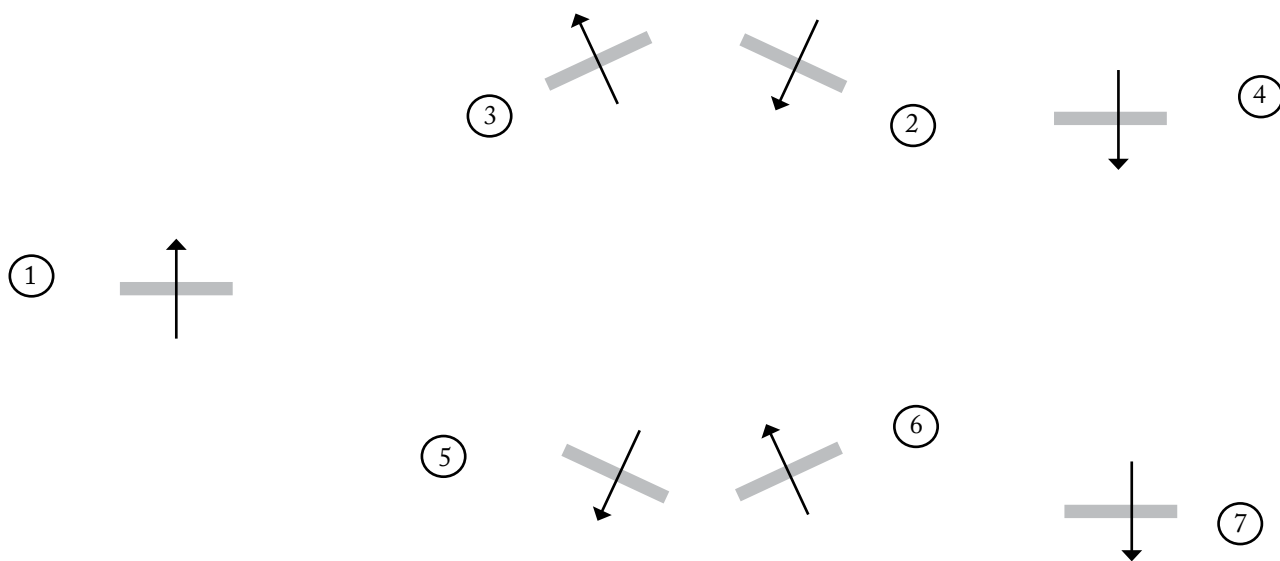
# Hunter Over Fences In-hand

## Classes

- 609 - Miniature
- 610 - AM Miniature/B Miniature/Pony
- 611 - YA Miniature/B Miniature/Pony
- 612 - B Miniature
- 613 - Solid Miniature/B Miniature
- 614 - Pony

## Instructions

Jump fences 1-7



Path ———

Fence ———

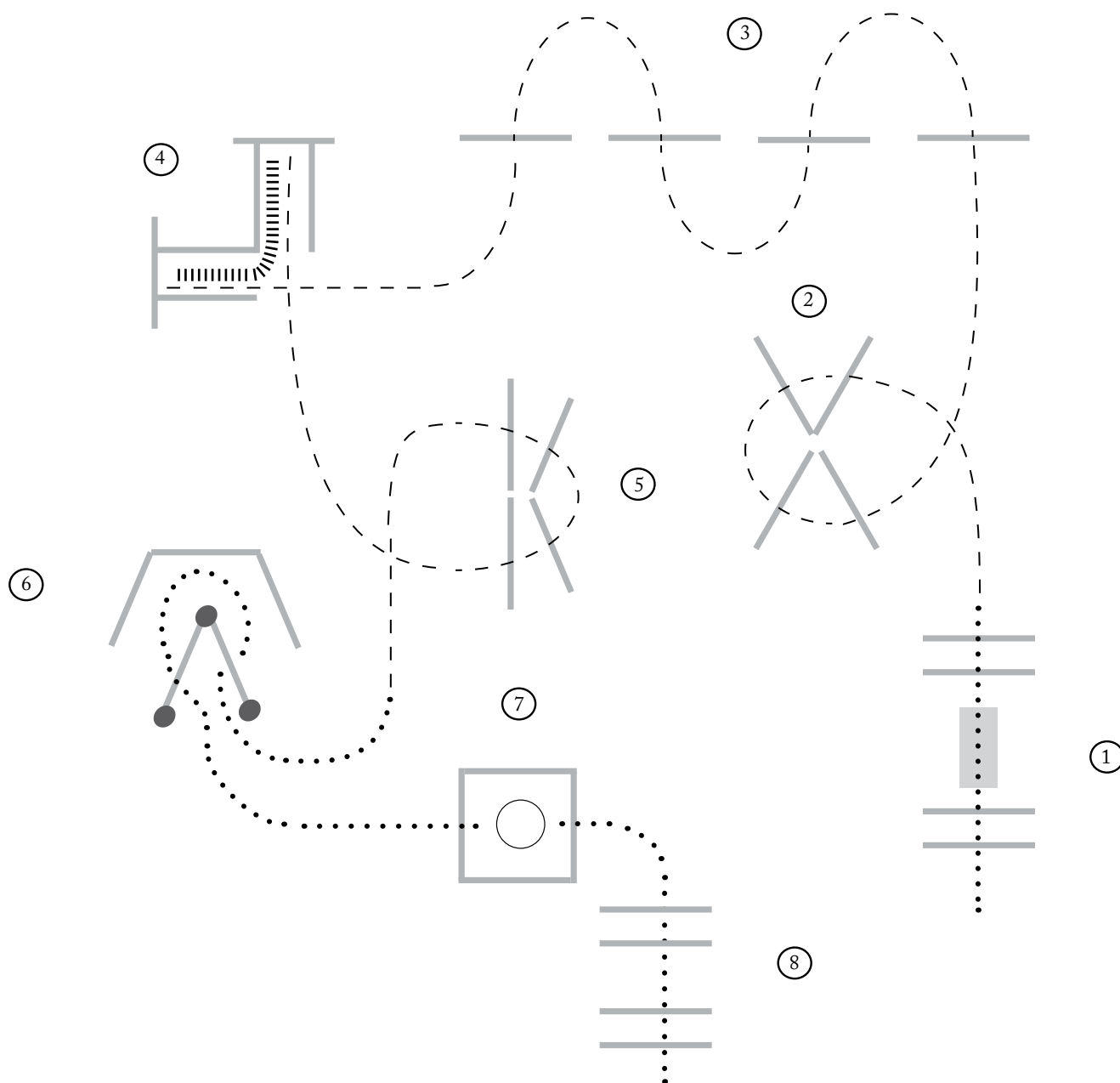
# Trail In-Hand

## Instructions

1. Walk over poles and bridge.
2. Jog over poles.
3. Jog serpentine and into chute.
4. Back "L".
5. Jog over poles.
6. Walk serpentine.
7. Walk into box, stop, execute 1 turn right. Walk out.
8. Walk over poles and to exit.

## Classes

- 671 - AM Mini/B Mini
- 672 - YA Mini/B Mini
- 674- AM Pony
- 675 - YA Pony



Walk.....

Jog - - -

Back|||||||



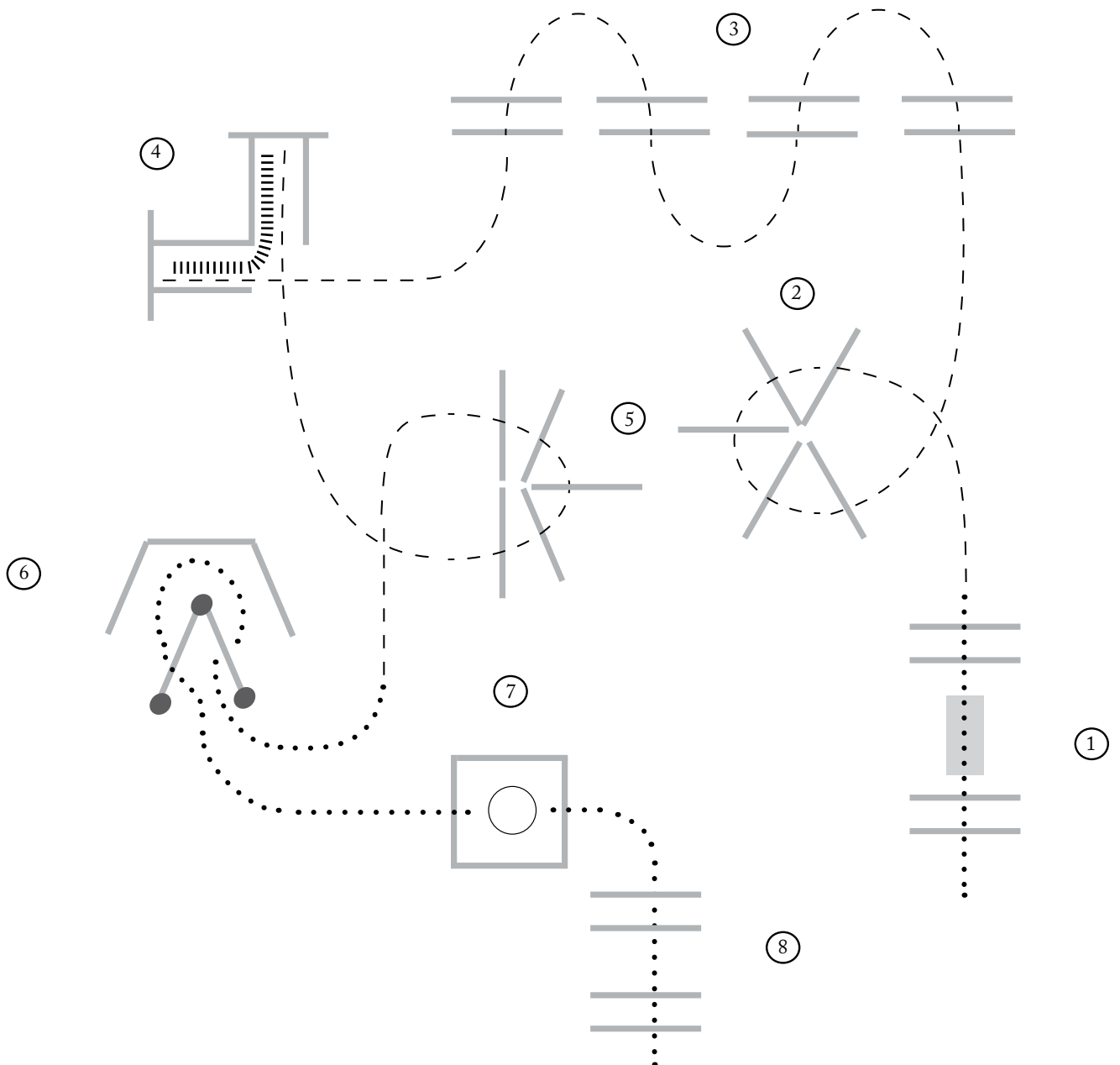
# Trail In-hand

## Classes

- 668 - OP Miniature
- 669 - OP B Miniature
- 670 - OP Solid Miniature/B Miniature
- 673 - OP Pony

## Instructions

1. Walk over poles and bridge.
2. Jog over poles.
3. Jog serpentine and into chute.
4. Back "L".
5. Jog over poles.
6. Walk serpentine.
7. Walk into box, stop, execute 1 turn right. Walk out.
8. Walk over poles and to exit.



Walk .....

Jog - - -

Back |||||

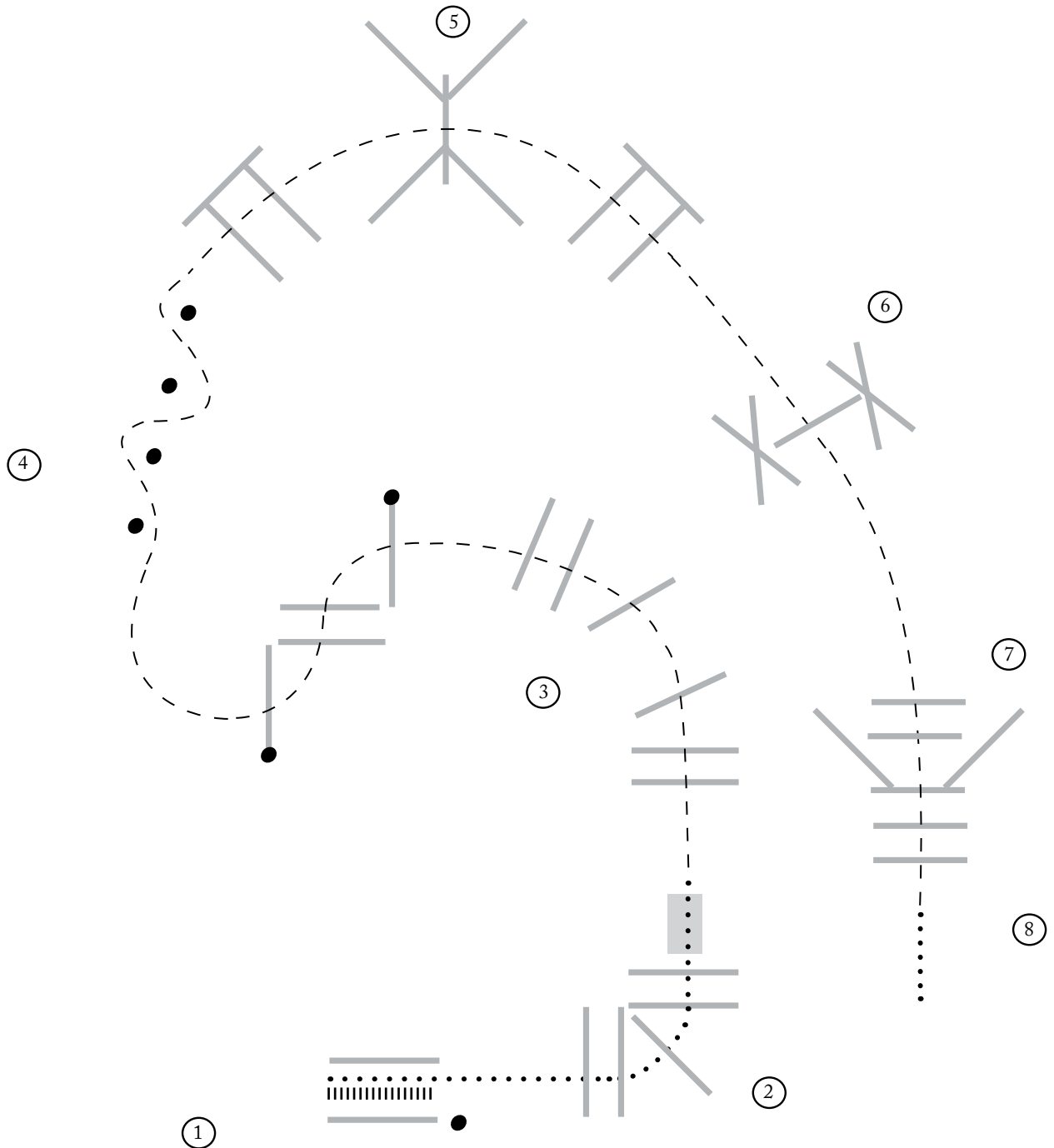
# Trail In-Hand

## Instructions

1. Back chute.
2. Walk over poles and bridge.
3. Jog over poles.
4. Jog serpentine.
5. Jog over poles.
6. Jog through X's and over pole.
7. Jog over poles.
8. Walk to exit.

## Classes

- 135 - AM Yearling Horse
- 136 - AM Yearling Solid Horse
- 137 - OP Yearling Horse
- 138 - OP Yearling Solid Horse
- 917 - OP Donkey Miniature



Walk ·····

Trot - - -

Back |||

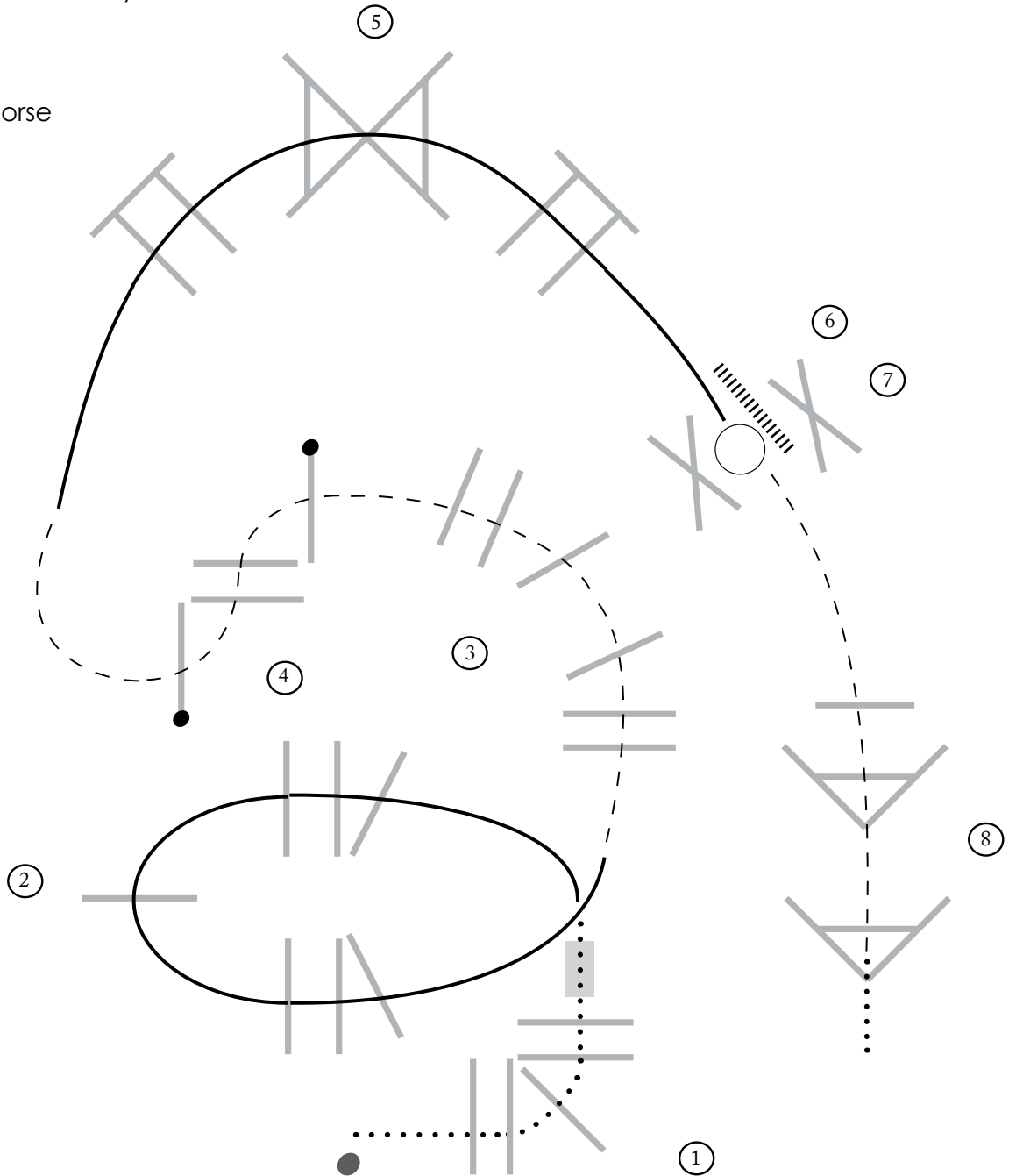
# Trail

## Classes

- 129 - AM Jr - English
- 130 - AM Sr - English
- 131 - AM Elite - English
- 132 - AM -English, Solid
- 133 - OP - English
- 134 - OP - English, Solid
- 577 - YA Jr - English, Horse, ST/HN
- 578 - YA Sr - English, Horse, ST/HN
- 579 - YA - English, Solid Horse/Pony
- 913 - YA English PL/SD
- 914 - AM English PL/SD
- 915 - OP English PL/SD
- 916 - OP English Utility Horse

## Instructions

1. Walk over poles and bridge.
2. Canter, left lead, over poles.
3. Sitting trot over poles.
4. Posting trot over poles.
5. Canter, right lead, over poles.
6. Stop between X's, Execute 1 turn right.
7. Back out of X's.
8. Sitting trot over poles and into second triangle. Stop. Walk to exit.



Walk .....

Trot - - -

Canter ———

Back |||||

# Trail

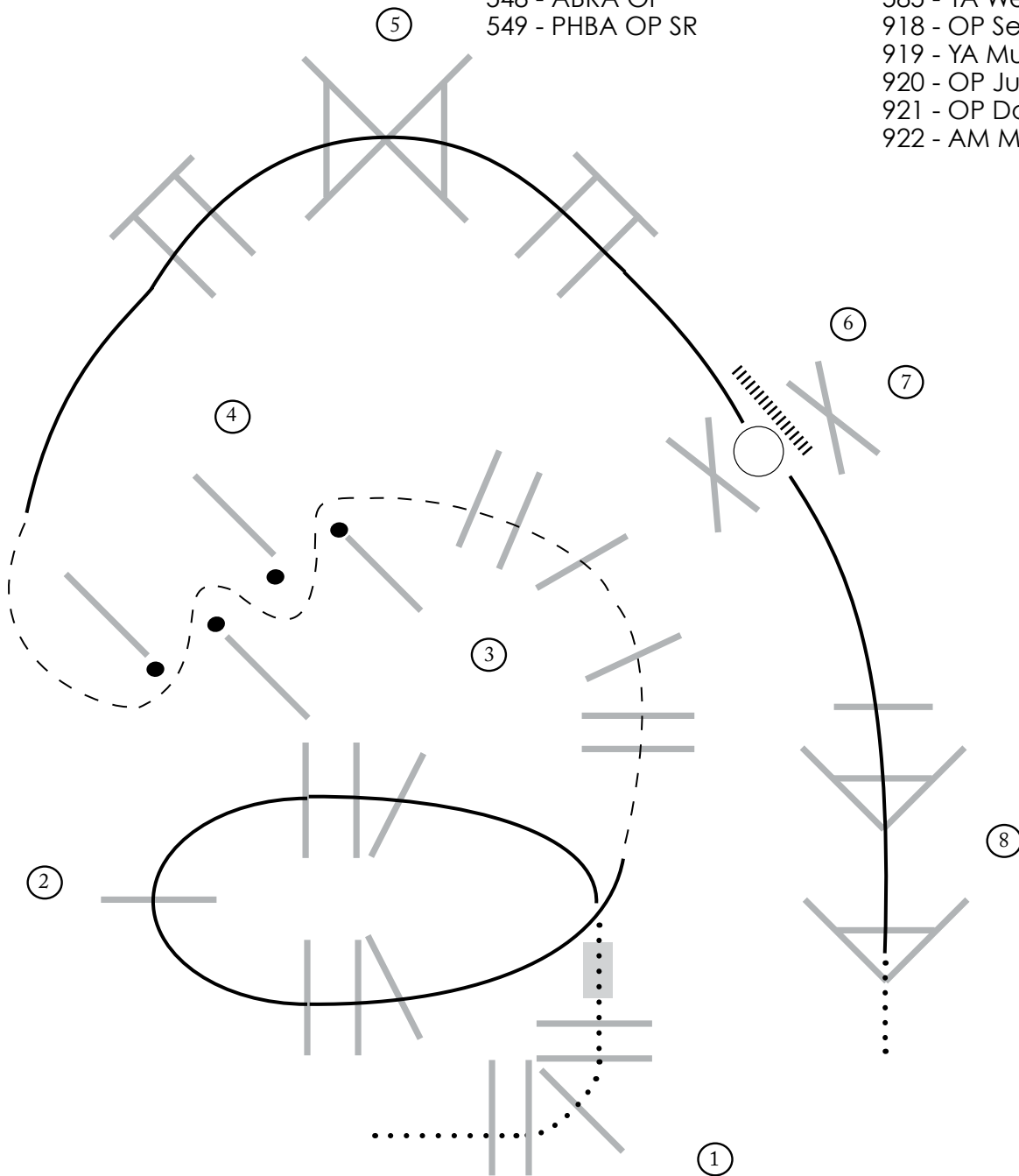
## Instructions

1. Walk over poles and bridge.
2. Lope, left lead, over poles.
3. Jog over poles.
4. Jog serpentine.
5. Lope, right lead, over poles.
6. Stop in the middle of X's. Execute 1 turn either direction.
7. Back out of X's.
8. Lope, right lead, over poles. Stop inside second triangle. Walk to exit.

## Classes

- 127 - OP Western ST/HN 5&U
- 128 - OP Western ST/HN 5&U
- 216 - ApHC OP Green
- 217 - ApHC OP
- 218 - ApHC NP
- 219 - ApHC NP 35&O
- 220 - ApHC NP Masters
- 221 - ApHC YA 18&U
- 547 - PHBA OP JR
- 548 - ABRA OP
- 549 - PHBA OP SR

- 550 - PHBA AM
- 551 - PHBA AM Select
- 552 - ABRA AM
- 553 - PHBA YA
- 554 - ABRA YA
- 581 - YA JR West Hrs ST/HN
- 582 - YA SR West Hrs ST/HN
- 583 - YA Novice
- 584 - YA Western Pony
- 585 - YA West Solid Hrs/Pny
- 918 - OP Senior Mule
- 919 - YA Mule
- 920 - OP Junior Mule
- 921 - OP Donkey
- 922 - AM Mule



Walk

Jog - - -

Lope ———

Back |||||

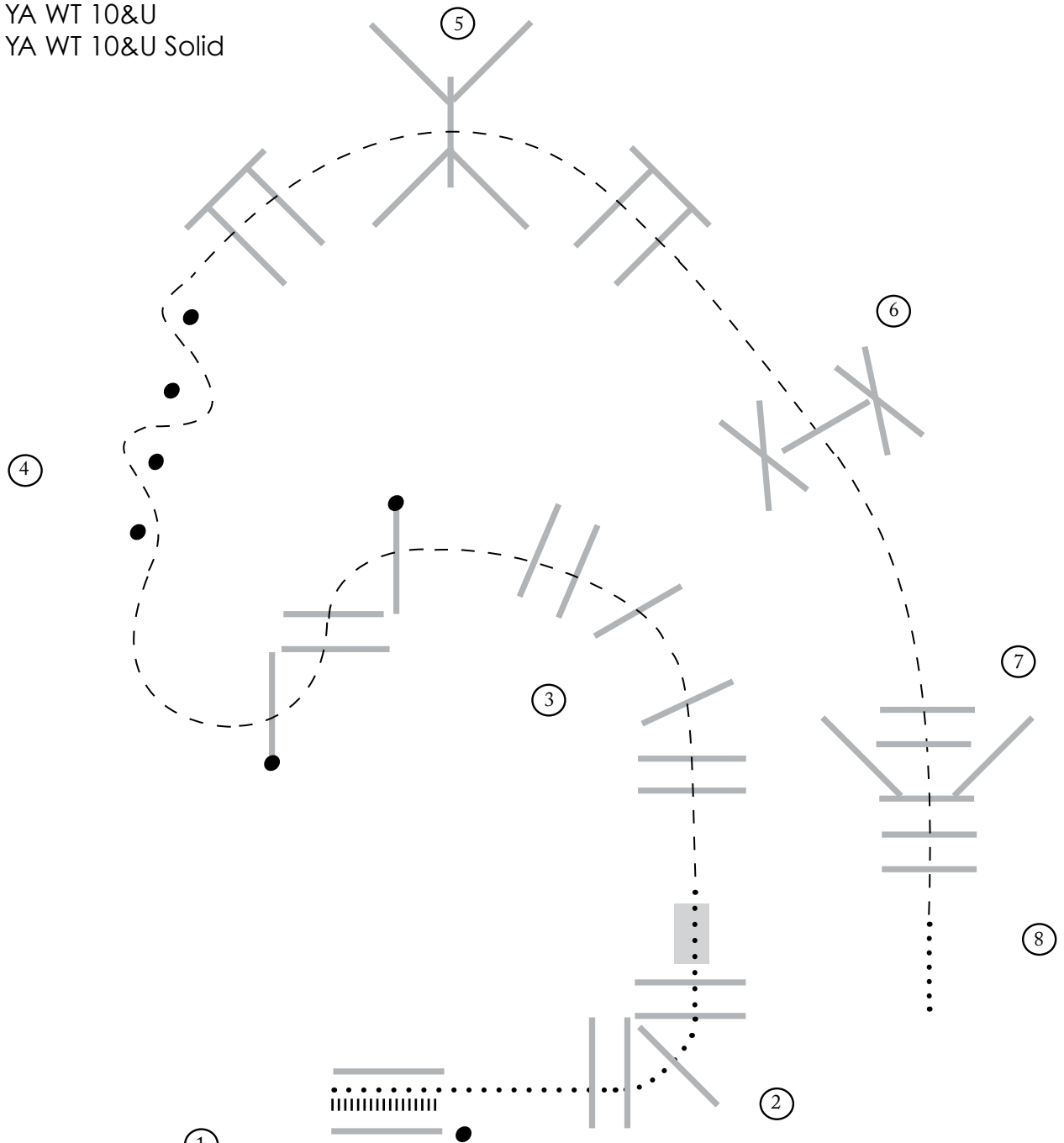
# Trail

## Classes

- 222 - ApHC NP W/T
- 223 - ApHC YA W/T 10&U
- 555 - PHBA AM W/T
- 556 - PHBA YA W/T 5-9
- 557 - PHBA YA W/T 10-18
- 580 - YA Leadline W/T
- 586 - YA WT 11-18
- 587 - YA WT 11-18 Solid
- 588 - YA WT 10&U
- 589 - YA WT 10&U Solid

## Instructions

1. Back chute.
2. Walk over poles and bridge.
3. Jog over poles.
4. Jog serpentine.
5. Jog over poles.
6. Jog through X's and over pole.
7. Jog over poles.
8. Walk to exit.



Walk .....

Jog

---

Back |||||

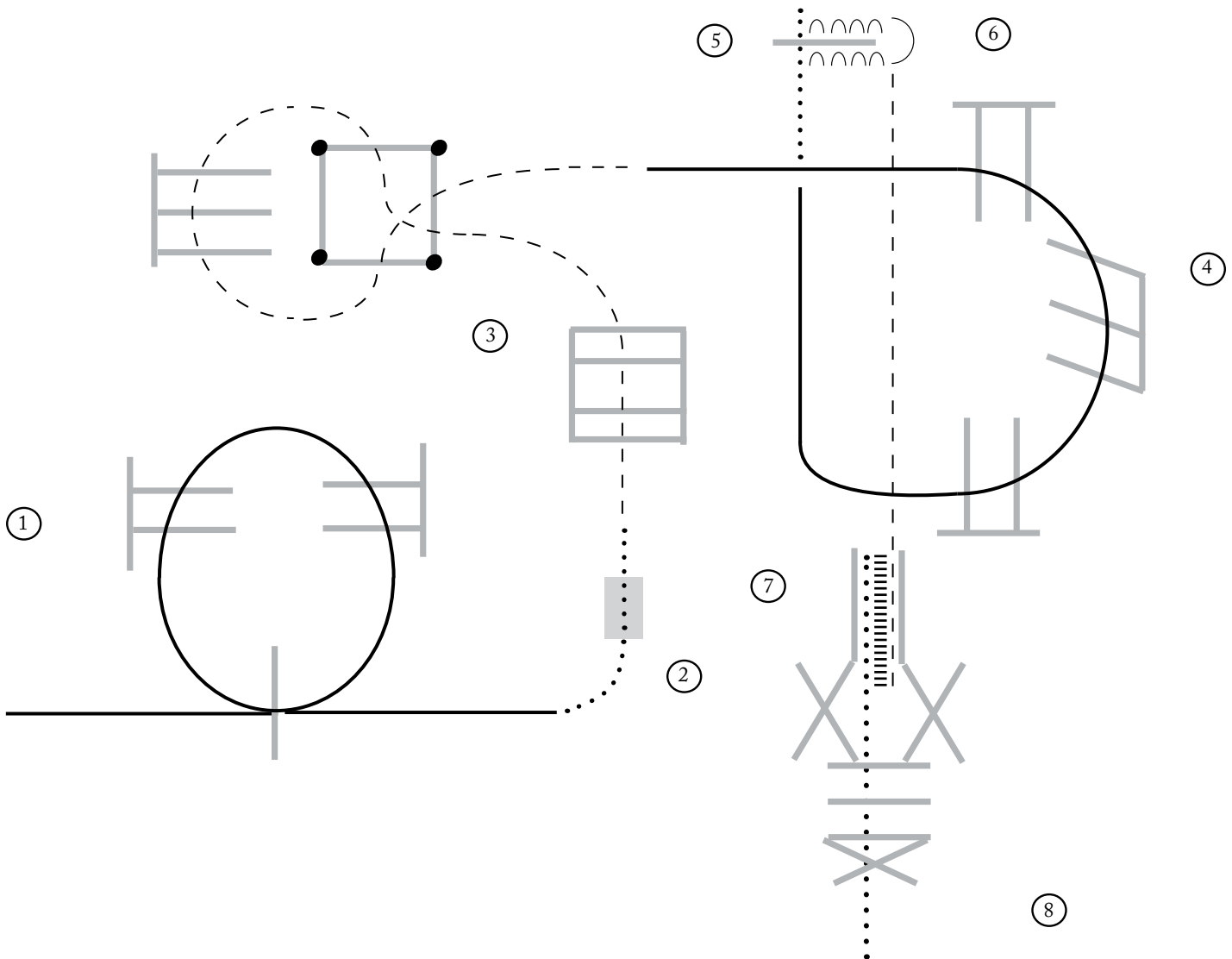
# Trail

## Instructions

1. Lope, left lead, over poles.
2. Walk over bridge.
3. Jog over poles and through box.
4. Lope, right lead, over poles.
5. Walk front feet over log, sidepass right.
6. Execute ½ turn right.
7. Jog into chute, stop, back.
8. Walk over poles and to exit.

## Classes

- 88 - OP Western Solid Horse
- 89 - AM Novice
- 90 - AM Elite Western ST/HN
- 91 - AM SR Western ST/HN
- 92 - AM JR Western ST/HN
- 93 - OP Green
- 94 - AM Solid Horse



Walk .....

Jog - - -

Lope ———

Back |||||

Sidepass ^^^

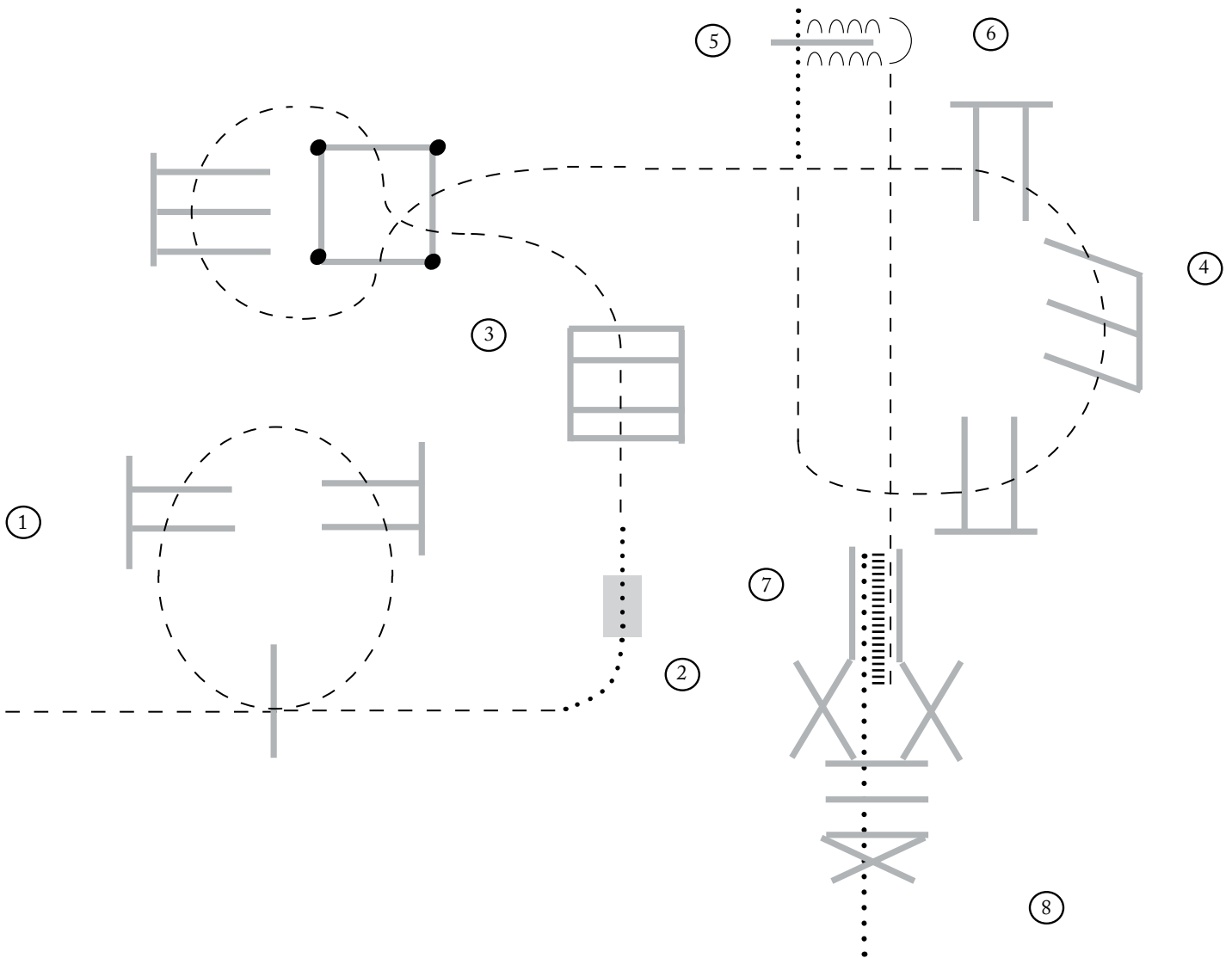
# Trail

## Classes

- 84 - AM JR W/T
- 85 - AM SR W/T
- 86 - AM Elite W/T
- 87 - AM W/T Solid

## Instructions

1. Jog over poles.
2. Walk over bridge.
3. Jog over poles and through box.
4. Jog over poles.
5. Walk front feet over log, sidepass right.
6. Execute ½ turn right.
7. Jog into chute, stop, back.
8. Walk over poles and to exit.



Walk .....

Jog - - -

Back |||||||

Sidepass ○○○

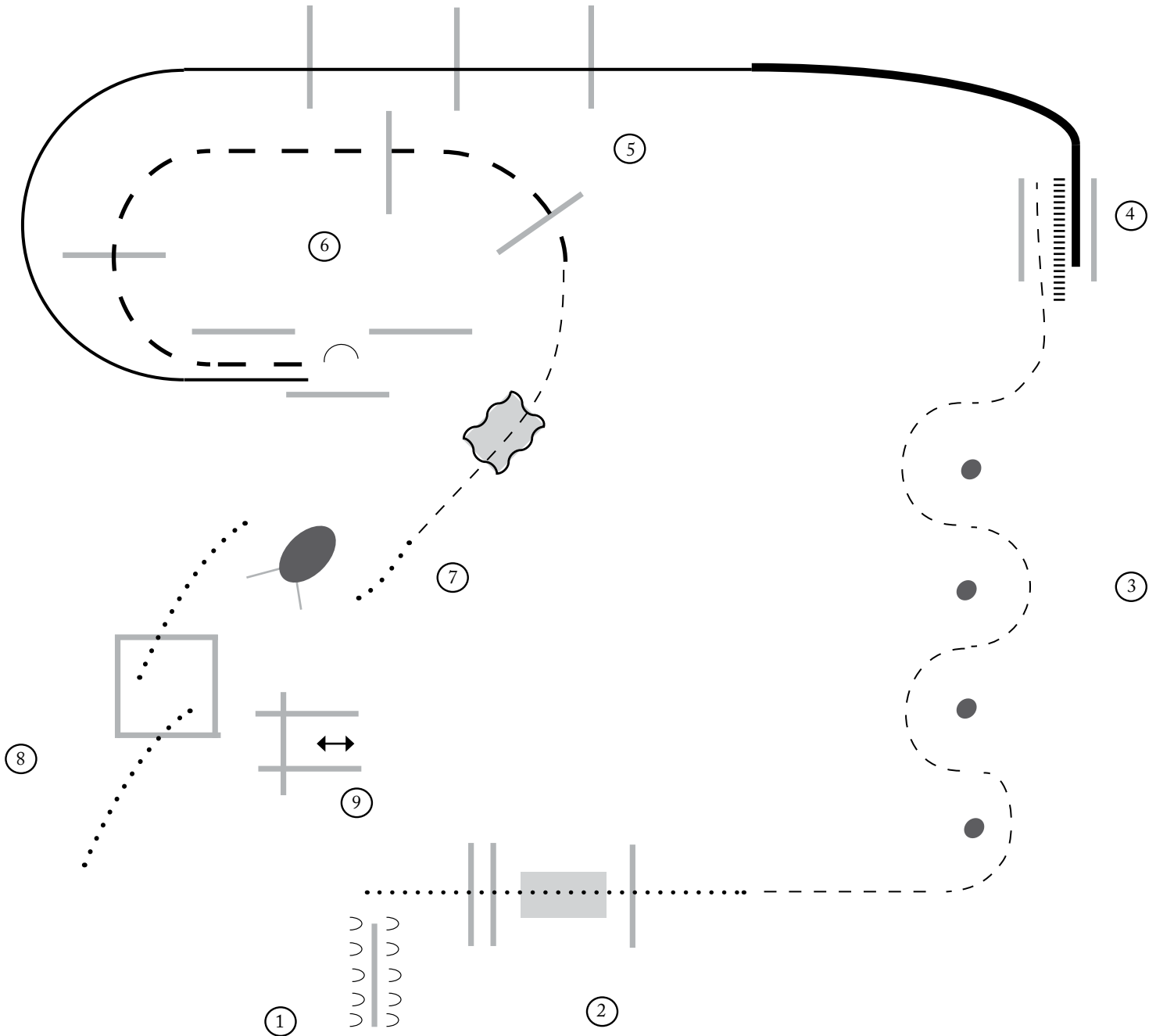
# Ranch Trail

## Instructions

1. Start with front feet over log, sidepass left.
2. Walk over bridge and poles.
3. Extended trot serpentine and into chute. Stop. Back out of chute.
4. Build a loop, holding coils in left hand and loop in right hand. While twirling loop, extended lope, left lead, collect lope over poles.
5. Stop in chute, recoil rope, execute ½ left.
6. Extended trot over logs, collect trot over water.
7. Walk to roping dummy, stop, build and throw loop.
8. Recoil rope, dismount with rope in right hand, lead horse into box, ground tie.
9. While still holding rope, use foot to roll log along rail and back. Lead horse to exit.

## Classes

- 687 - All Breed
- 688 - OP JR Horse
- 689 - OP SR Horse
- 690 - OP Solid
- 691 - PHBA OP
- 692 - YA Solid Horse
- 693 - ABRA OP



Walk ..... Jog - - - Ext. jog - - - Lope ——— Ext. Lope ——— Back |||||  
 Sidepass ~~~~



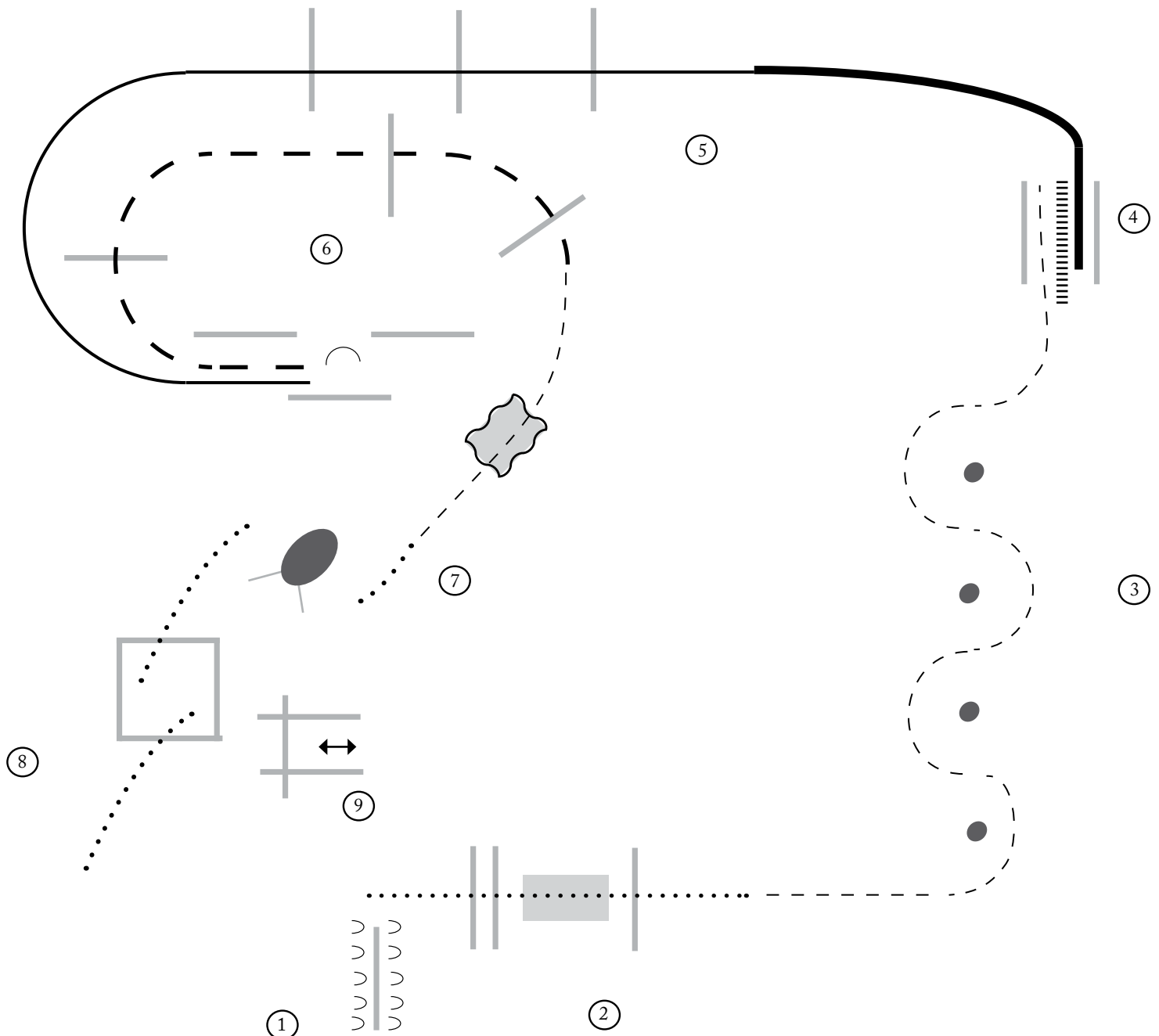
# Ranch Trail

## Classes

- 694 - All Breed AM
- 695 - AM
- 696 - AM Solid
- 697 - PHBA AM
- 698 - ApHC NP
- 699 - ABRA AM

## Instructions

1. Start with front feet over log, sidepass left.
2. Walk over bridge and poles.
3. Extended trot around serpentine and into chute. Stop. Back out of chute.
4. Build a loop, holding coils in left hand and loop in right hand. Extended lope, left lead, collect lope over poles.
5. Stop in chute, recoil rope, execute ½ left.
6. Extended trot over logs, collect trot over water.
7. Walk to roping dummy, stop, build and throw loop.
8. Recoil rope, dismount with rope in right hand, lead horse into box, ground tie.
9. While still holding rope, use foot to roll log along rail and back. Lead horse to exit.



Walk ..... Jog - - - Ext. jog - - - Lope ——— Ext. Lope Sidepass ——— Back |||||

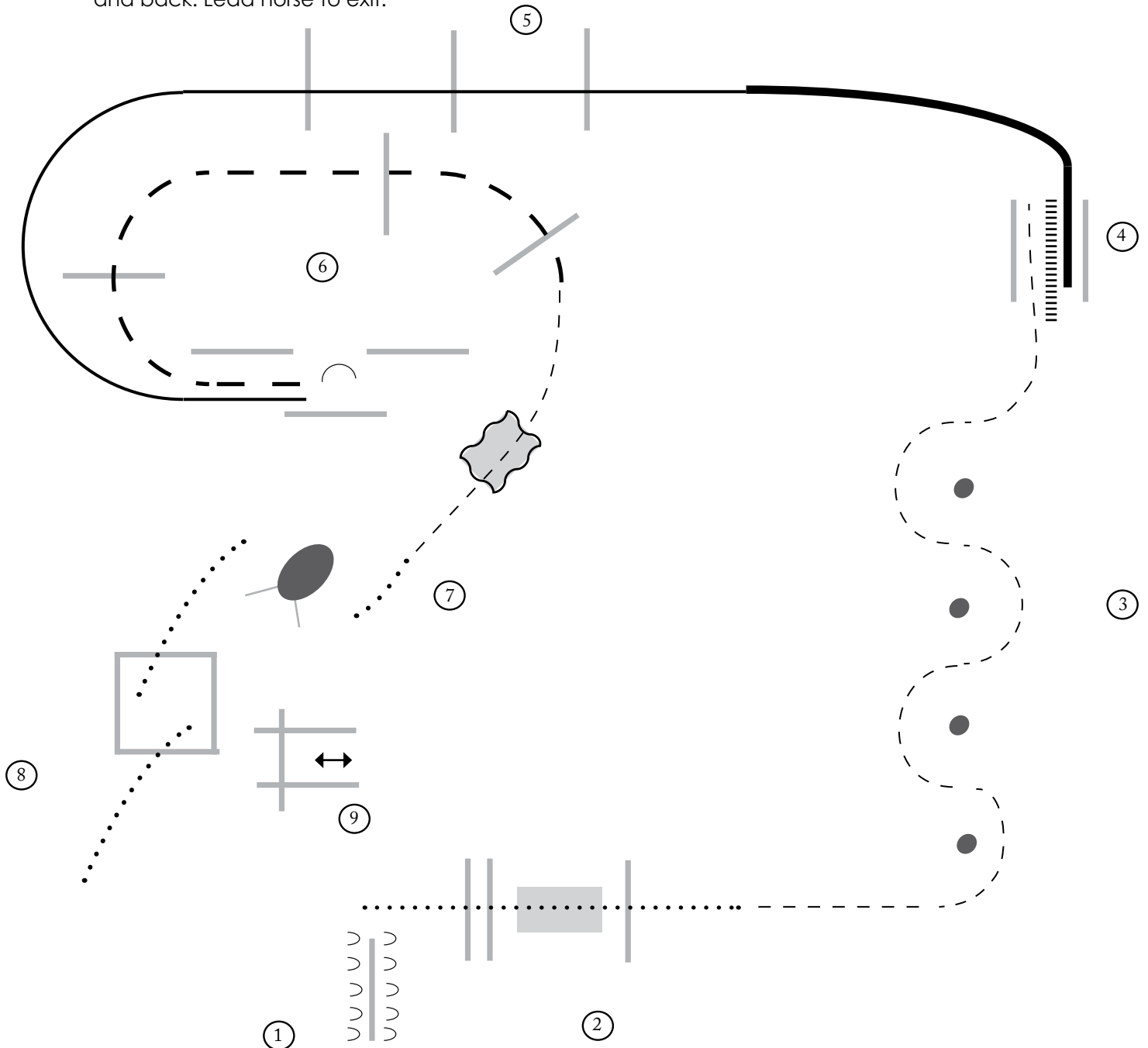
# Ranch Trail

## Instructions

1. Start with front feet over log, sidepass left.
2. Walk over bridge and poles.
3. Extended trot around serpentine and into chute. Stop. Back out of chute.
4. Extended lope, left lead, collect lope over poles.
5. Stop in chute, execute 1/2 left.
6. Extended trot over logs, collect trot over water.
7. Walk to roping dummy, stop, build and throw loop.
8. Recoil rope, dismount with rope in right hand, lead horse into box, ground tie.
9. While still holding rope, use foot to roll log along rail and back. Lead horse to exit.

## Classes

- 700 - All Breed YA
- 701 - YA
- 702 - YA Solid Horse/Pony
- 703 - PHBA YA
- 704 - ApHC YA
- 705 - ABRA YA



Walk ..... Jog - - - Ext. jog - - - Lope ——— Ext. Lope Sidepass ——— Back |||||

# Ranch Reining

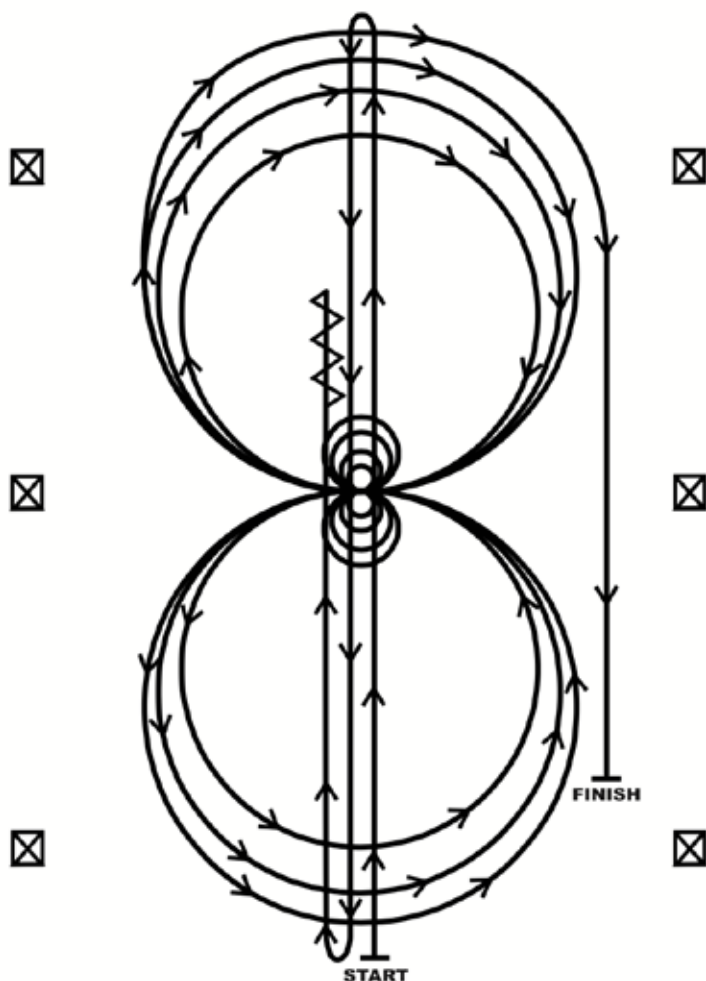
## Classes

- 896 - OP
- 897 - OP Solid Horse
- 898 - PHBA OP
- 899 - ApHC OP
- 900 - ABRA OP
- 901 - All Breed AM
- 902 - AM
- 903 - AM Solid Horse
- 904 - PHBA AM
- 905 - ApHC NP
- 906 - ABRA AM
- 907 - All Breed YA
- 908 - YA
- 909 - YA Solid Horse/Pony
- 910 - PHBA YA
- 911 - ApHC
- 912 - ABRA YA

## Instructions

1. Run at speed to the far end of the arena past the end marker and do a left rollback – no hesitation.
2. Run to the opposite end of the arena past the end marker and do a right rollback – no hesitation.
3. Run past the center marker and do a sliding stop. Back up to the center of the arena or at least ten (10) feet. Hesitate.
4. Complete four (4) spins to the right. Hesitate.
5. Complete four and one-quarter (4-1/4) spins to the left so that Pinto is facing left wall or fence. Hesitate.
6. Beginning on the right lead, complete three (3) circles to the right: the first two (2) circles large fast, the third circle small and slow. Change leads at the center of the arena.
7. Complete three (3) circles to the left: the first two (2) circles large fast, the third circle small and slow. Change leads at the center of the arena.
8. Begin a large fast circle to the right but do not close this circle. Run straight down the right side of the arena past the center marker and do a sliding stop at least twenty feet (20) from the wall or fence. Hesitate to demonstrate completion of the pattern.

**Pattern 7**



# Ranch Boxing

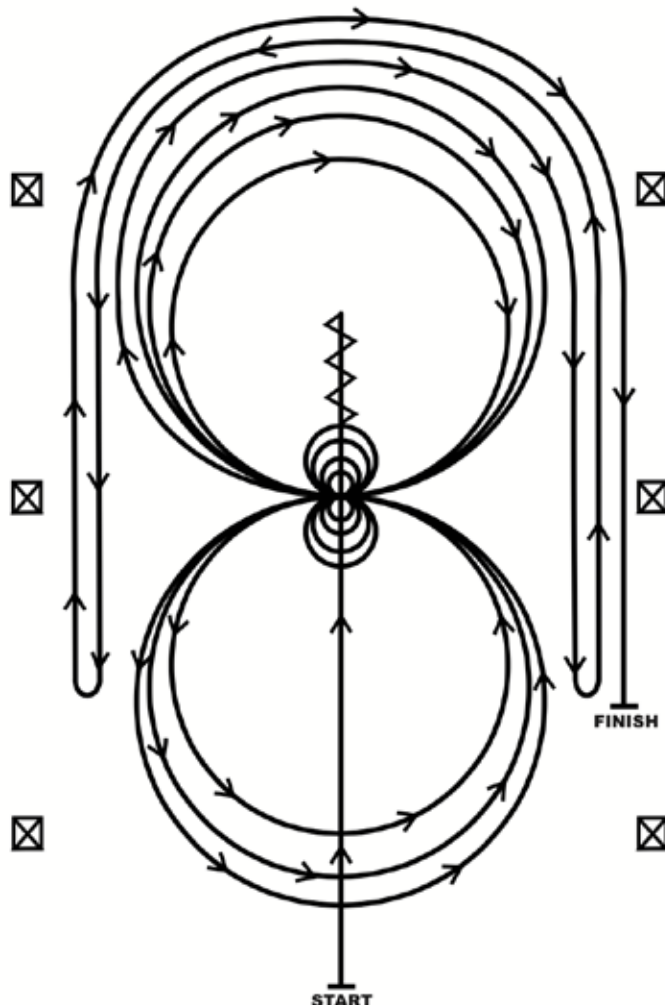
## Instructions

1. Run past the center marker and do a sliding stop. Back up to the center of the arena or at least ten (10). Hesitate.
2. Complete four (4) spins to the right. Hesitate.
3. Complete four and one-quarter (4-1/4) spins to the left so that the horse is facing the left wall or fence. Hesitate.
4. Beginning on the right lead, complete three (3) circles to the right: the first two (2) circle large and fast, the third circle small and slow. Change leads at the center of the arena.
5. Complete three (3) circles to the left: the first circle small and slow, the next two (2) circles large and fast. Change leads at center of arena.
6. Begin a large fast circle to the right but do not close this circle. Run down the right side of the arena past the marker and do a left roll back at least twenty feet (20) from the wall or fence – no hesitation.
7. Continue back around the previous circle but do not close this circle. Run down the left side of the arena past the center and do a right roll back at least twenty feet (20) from the wall or fence – no hesitation.
8. Continue back around previous circle but do not close this circle. Run down the right side of the arena past center marker and do a sliding stop at least twenty feet (20) from the wall or fence. Hesitate to demonstrate completion of pattern.

## Classes

- 785 - All Breed OP
- 786 - OP JR
- 787 - OP SR
- 788 - OP Solid
- 789 - All Breed AM
- 790 - AM
- 791 - AM Solid Horse
- 792 - PHBA AM
- 793 - ApHC NP
- 794 - All Breed YA
- 795 - YA
- 796 - YA Solid Horse/Pony
- 797 - PHBA YA
- 798 - ApHC YA

Pattern 10



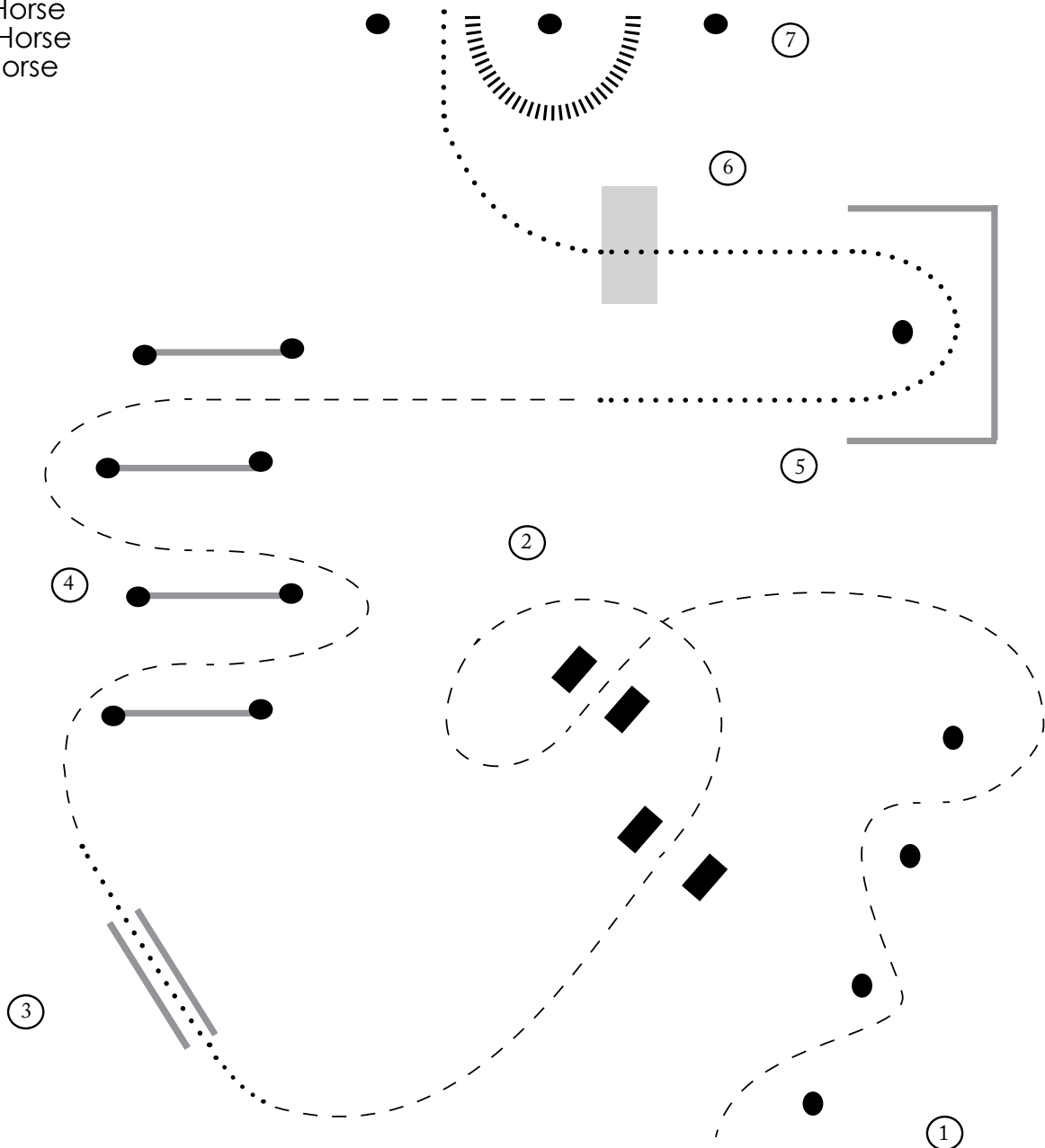
# Obstacle Driving

## Classes

- 759 - OP Mini Donkey
- 760 - OP Mule
- 761 - OP Donkey
- 799 - OP Miniature
- 800 - OP B Miniature
- 801 - OP Solid Mini/B Mini
- 802 - AM Pony
- 803 - AM Mini/B Mini
- 804 - YA Pony
- 805 - YA Mini/B Mini
- 806 - OP Pony
- 807 - OP Horse
- 808 - AM Horse
- 809 - YA Horse

## Instructions

1. Trot through deviation serpentine.
2. Trot through offset gates.
3. Walk through narrows, either wheel.
4. Trot through half-circle serpentine.
5. Walk through U-turn.
6. Walk over bridge.
7. Back half circle then walk to exit.



Walk .....

Trot - - -

Back |||||

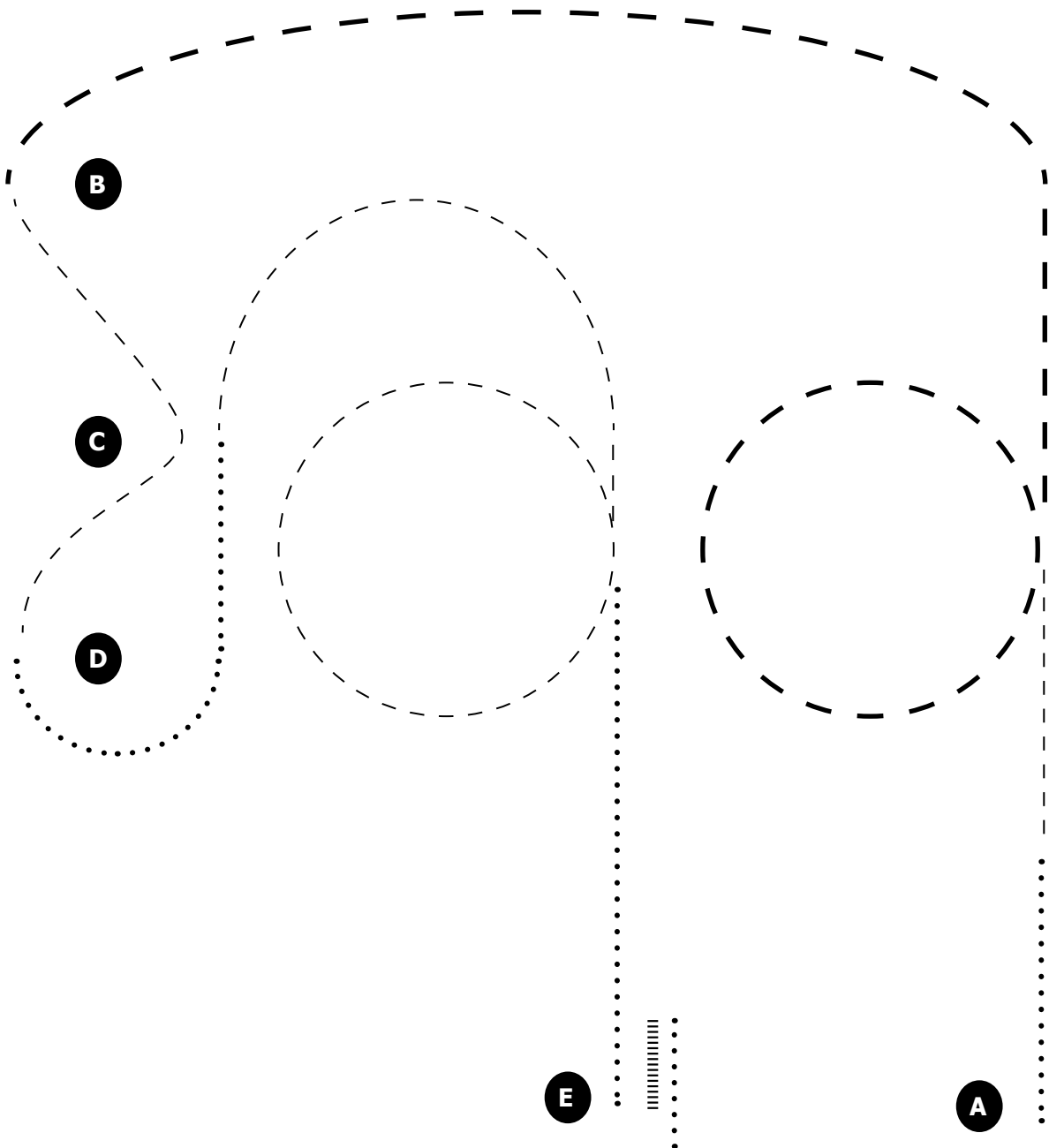
# Reinsmanship

## Instructions

- 509 - YA Horse
- 757 - AM Pony/Mini/B Mini
- 758 - YA Pony/Mini/B Mini

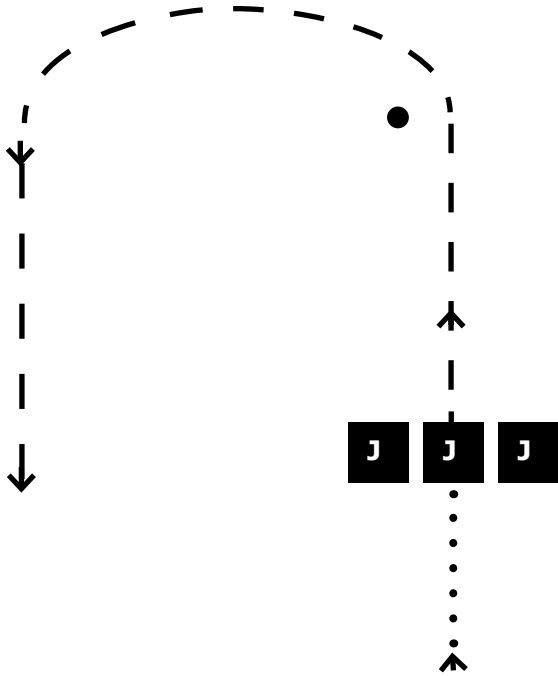
## Classes

1. Start at A.
2. Walk.
3. Working trot circle.
4. Working trot to B.
5. Slow trot around B, C and D.
6. Walk.
7. Slow trot circle.
8. Walk.
9. Stop at E, back 4 steps.
10. Walk to exit. Pattern ends after walking off.

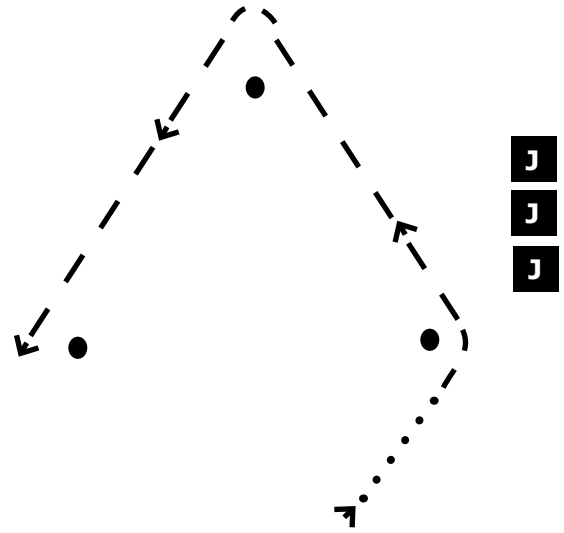


# Halter

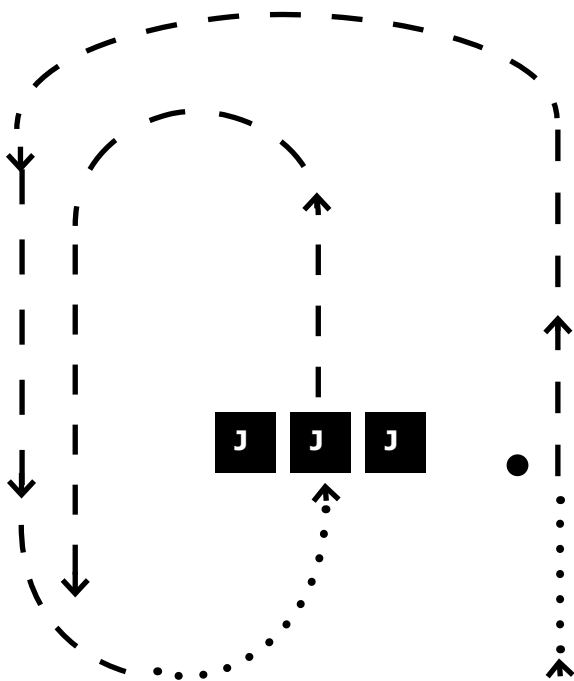
Ring stewards will direct exhibitors in all halter classes. The patterns below are only meant to give exhibitors a general idea of the class procedure. After pattern is complete, ring stewards will line exhibitors up head to tail to be inspected. Exception: pleasure and saddle types will stand for inspection prior to trotting away from judges.



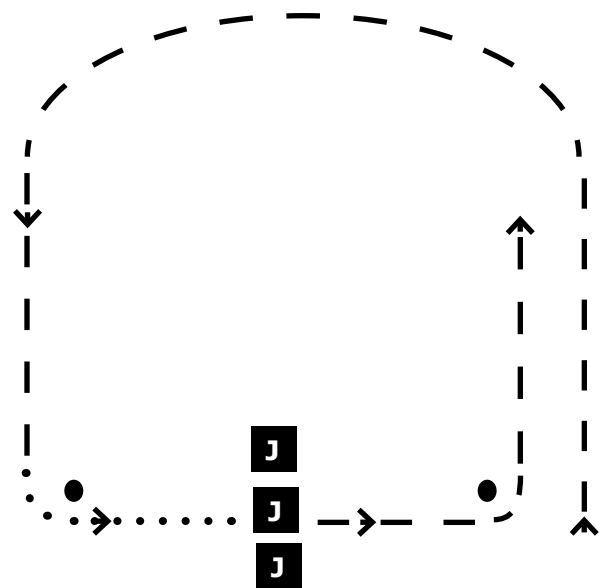
Stock Type



Hunter Type



Miniature



Pleasure and Saddle Type