2021
PATTERN BOOK

2021 CBC
COLOR BREED CONGRESS®
PRESENTED BY PINTO HORSE ASSOCIATION®

Appaloosa Horse Club.

LONG EAR CONGRESS
PRESENTED BY PINTO HORSE ASSOCIATION®

ABRA
AMERICAN BUCKSKIN REGISTRY ASSOCIATION, INC.

ALL BREED RANCH HORSE CONGRESS SHOW

NSBA

PALOMINO HORSE BREEDERS OF AMERICA, INC.®

PtHA®

COLOR BREED CONGRESS® // TULSA, OKLAHOMA
NOVEMBER 5-13, 2021 // COLORBREEDCONGRESS.COM
INCLUDES PtHA®, PHBA, ApHC, NSBA & ABRA CLASSES

TABLE OF CONTENTS

Bareback English Equitation 11
Bareback Western Horsemanship. 15
Ranch Boxing 20
English Equitation 8-10
English Showmanship.....2-3
Halter..... 49
Hunter Over Fences In-Hand 24
Jumping In-Hand.....23
Obstacle Driving.....46
Ranch Fundamental.....48
Ranch Reining.. 19
Ranch Riding..... 16-18
Ranch Trail.....42-45
Reinsmanship.....47
Trail..... 29-41
Trail in Hand.....25-28
Western Horsemanship 12-14
Western Riding.....21-22
Western Showmanship 4-7

English Showmanship

Classes

1. Walk.
2. Stop, execute 1 turn.
3. Back.
4. Walk, stop.
5. Set up.
6. Inspection.
7. Execute ¼ turn.
8. Trot.
9. Walk.
10. Trot to exit.

Instructions

350 - YA JR ST/HN Type
351 - YA SR ST/HN Type
352 - PtHA YA Solid
584 - PtHA YA PL/SD
585 - PtHA AM PL/SD
591 - PtHA AM JR ST/HN Type
592 - PtHA AM SR ST/HN Type
593 - PtHA AM Elite ST/HN Type
594 - PtHA AM Solid

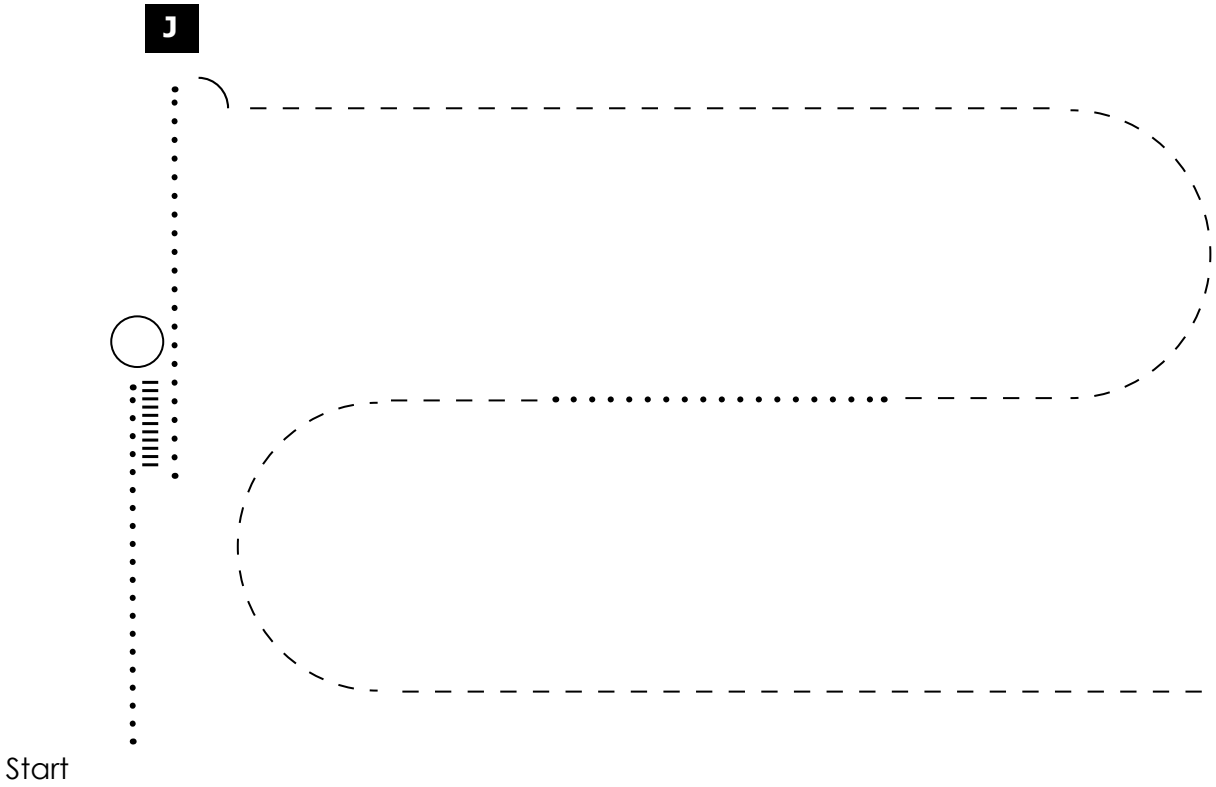

Walk • • • • • • Trot – – – – Back IIIIIIIIIII Judge J

English Showmanship

Instructions

1. Walk.
2. Stop, execute 1 turn.
3. Back.
4. Walk, stop.
5. Set up.
6. Inspection.
7. Execute ¼ turn.
8. Walk to exit.

Classes

353 - PtHA AM Jr Walk/Trot
354 - PtHA AM Sr/Elite Walk/Trot
355 - PtHA AM Walk/Trot Solid

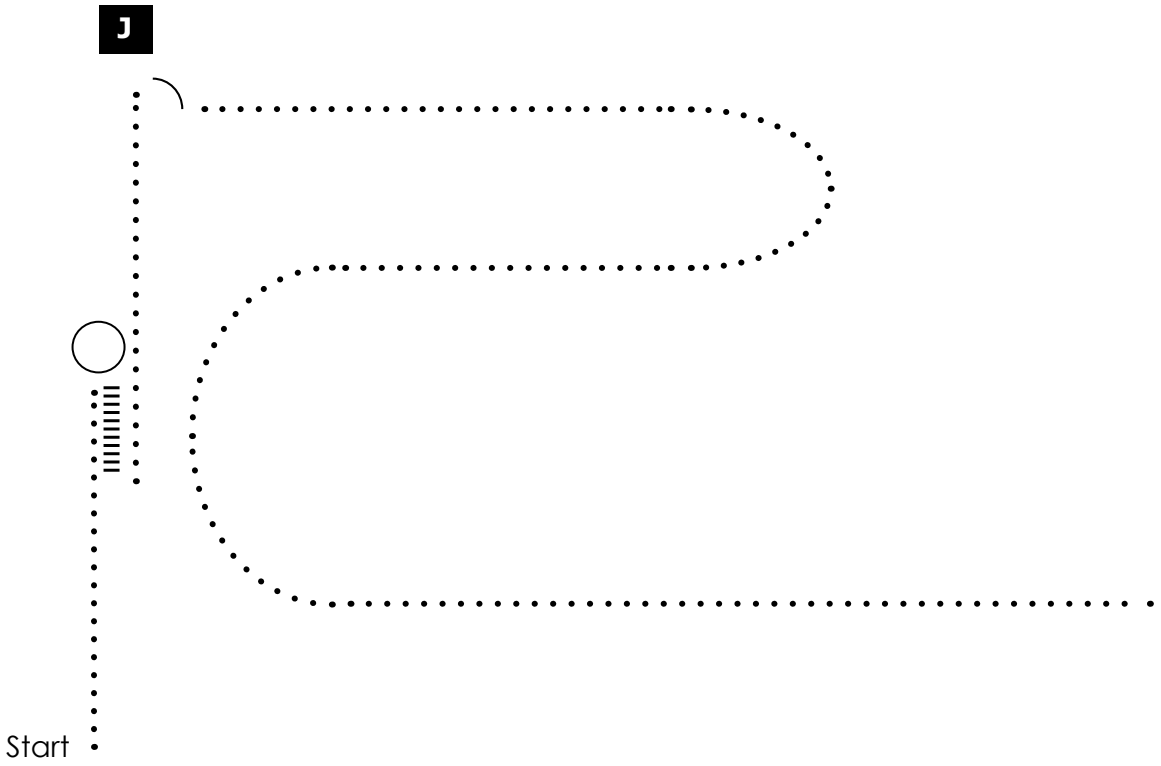

Walk ..... Back IIIIIIIIII Judge J

Western Showmanship

Classes

1 - PtHA YA Walk/Trot 10&U
2 - PtHA YA Walk/Trot 10&U Solid
3 - PtHA YA Walk/Trot 11-18
4 - PtHA YA Walk/Trot 11-18 Solid
5 - PtHA YA Novice
19 - PtHA AM Novice
337 - PtHA AM Pony/Mini/B Mini
338 - PtHA YA Pony/Mini/B Mini
633 - APHC NP
634 - ApHC YA
635 - ApHC YA W/T 10&U
636 - PHBA YA W/T 5-9
637 - PHBA YA W/T 10-18
638 - PHBA YA
640 - PHBA Am
641 - PHBA AM Select
642 - ABRA YA
643 - ABRA YA W/T
644 - ABRA AM
645 - ABRA AM W/T
714 - PtHA YA PL/SD
715 - PtHA AM PL/SD
716 - PtHA YA Mule
717 - PtHA AM Mule

Instructions

1. Walk
2. Trot, stop
3. Back
4. Walk, stop
5. Set up
6. Inspection
7. Execute ¾ turn
8. Trot to exit

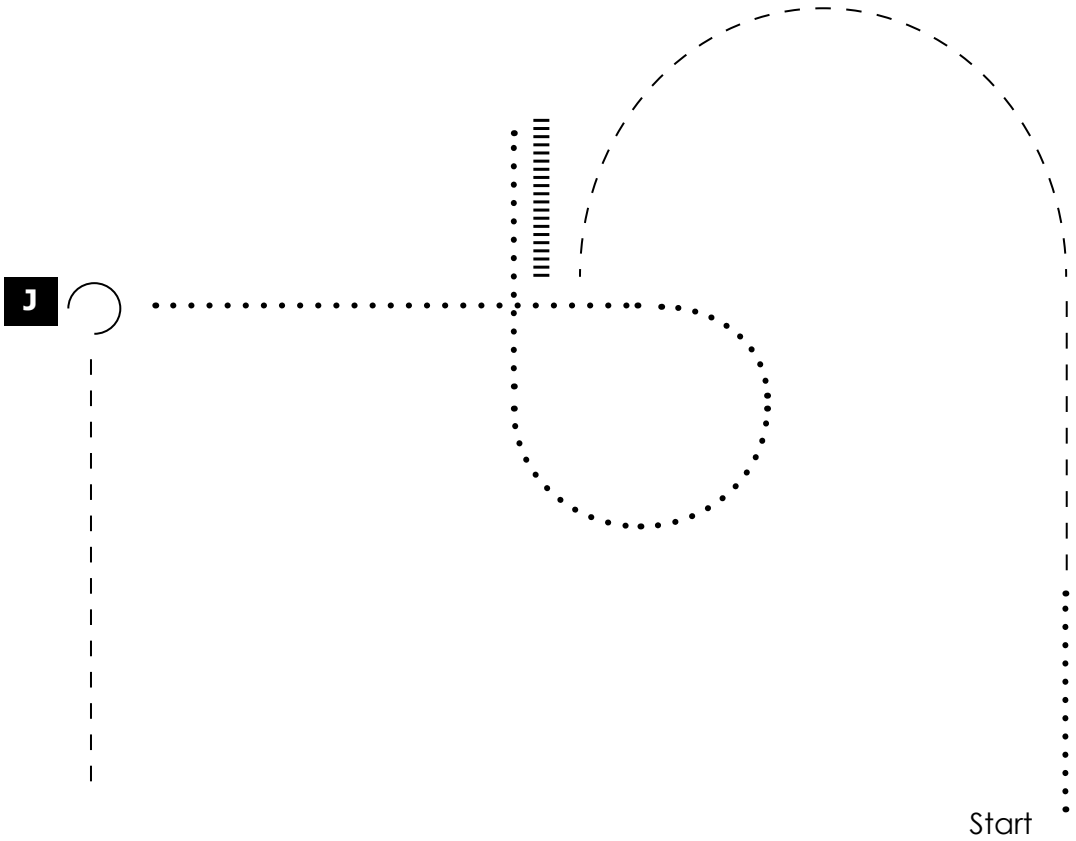

Walk • • • • • • Trot – – – – Back IIIIIIIIIII Judge J

Western Showmanship

Instructions

1. Trot
2. Stop, execute ½ turn
3. Trot, stop
4. Back
5. Execute 1½ turn
6. Walk, stop
7. Set up
8. Inspection
9. Execute ¾ turn, walk to exit

Classes

6 - PtHA YA Jr
7 - PtHA YA Sr
8 - PtHA YA Solid
22 - PtHA AM Jr
23 - PtHA AM Sr
24 - PtHA AM Elite
57 - PtHA AM Solid

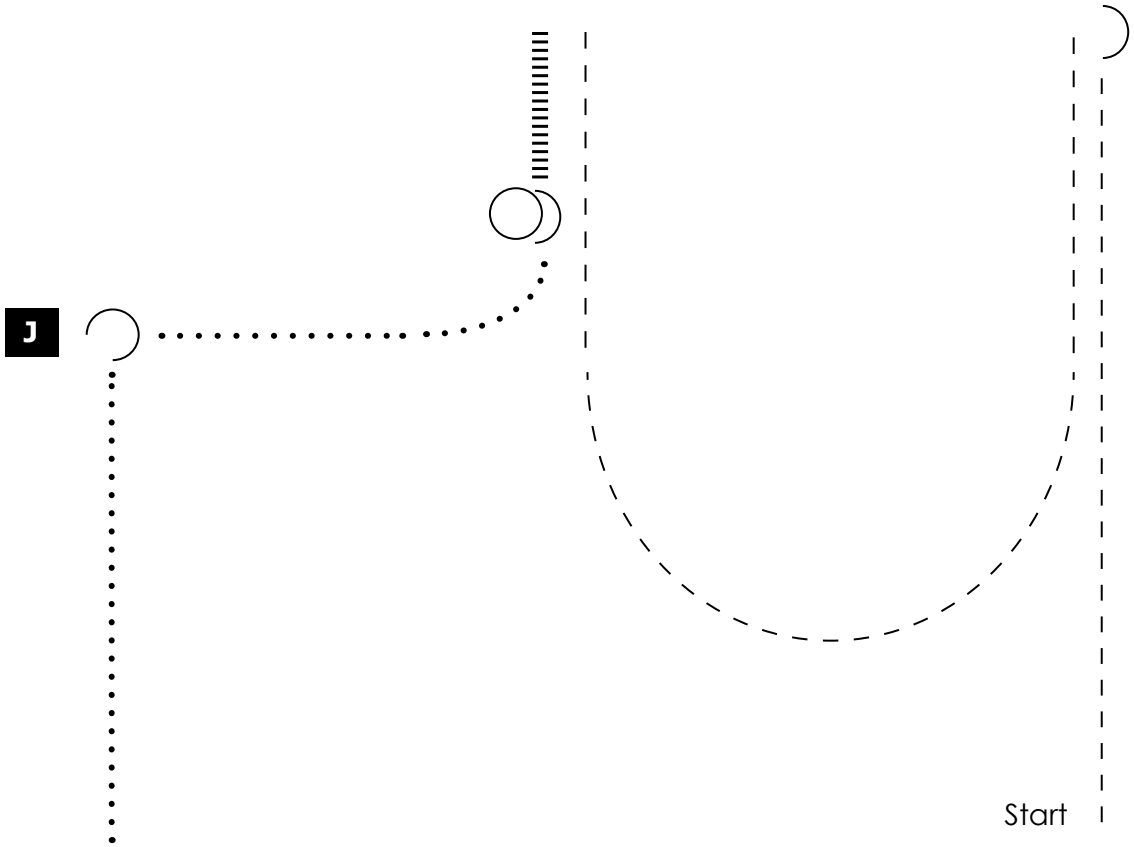

Walk ..... Trot – – – – Back IIIIIIIIII Judge J

Western Showmanship

Classes

20 - PtHA AM Sr/Elite Walk/Trot
21 - PtHA AM Jr Walk/Trot
56 - PtHA AM Walk/Trot Solid Horse
639 - PHBA AM W/T

Instructions

1. Walk
2. Stop, execute ¾ turn
3. Back
4. Walk, stop
5. Set up
6. Inspection
7. Execute ¾ turn
8. Walk to exit

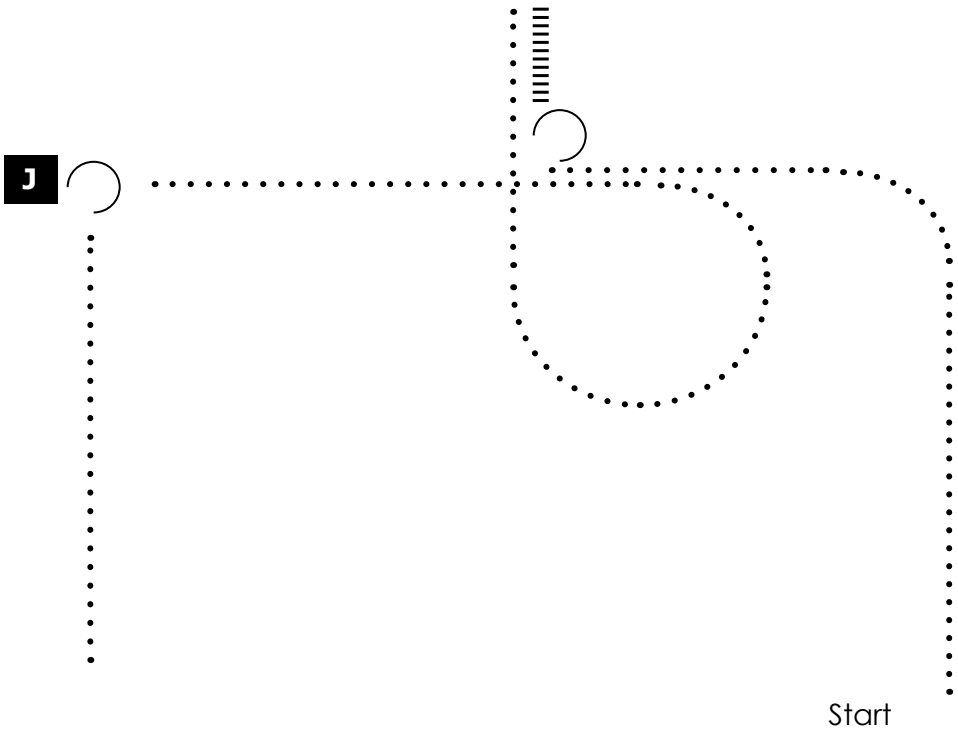

Walk ..... Back IIIIIIIIII Judge J

Open Showmanship

Instructions

1. Walk, stop
2. Set up
3. Inspection
4. Execute ½ turn
5. Trot, stop
6. Back
7. Execute 1½ turn
8. Trot to exit

Classes

104 - Open Showmanship

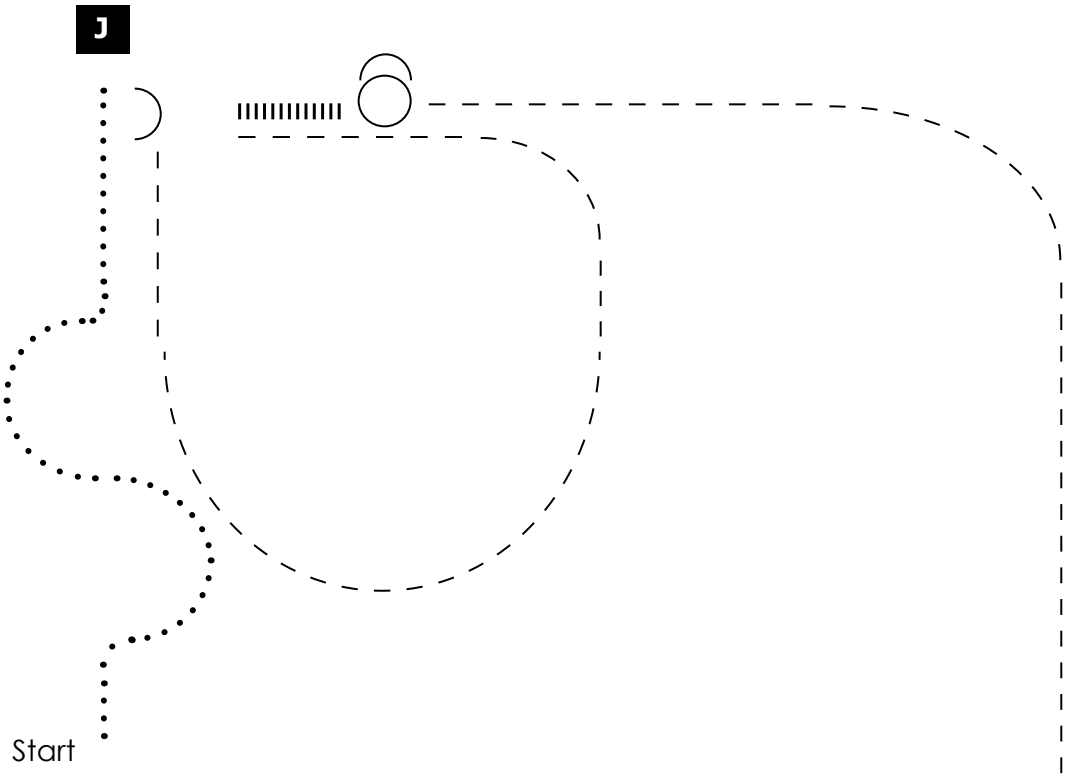

Walk • • • • • • Trot – – – – Back IIIIIIIIIII Judge J

English Equitation

Classes

366 - PtHA YA Novice
582 - AM Mule
583 - YA Mule
586 - YA PL/SD Type
587 - AM PL/SD Type
599 - AM Novice
757 - ApHC NP
760 - PHBA AM
761 - PHBA AM Select
762 - ABRA AM
764 - ApHC YA
768 - PHBA YA
769 - ABRA YA

Instructions

1. Sitting trot
2. Canter, right lead
3. Trot
4. Canter, left lead
5. Walk, stop
6. Back
7. Execute ¼ turn right on the forehand
8. Walk to exit

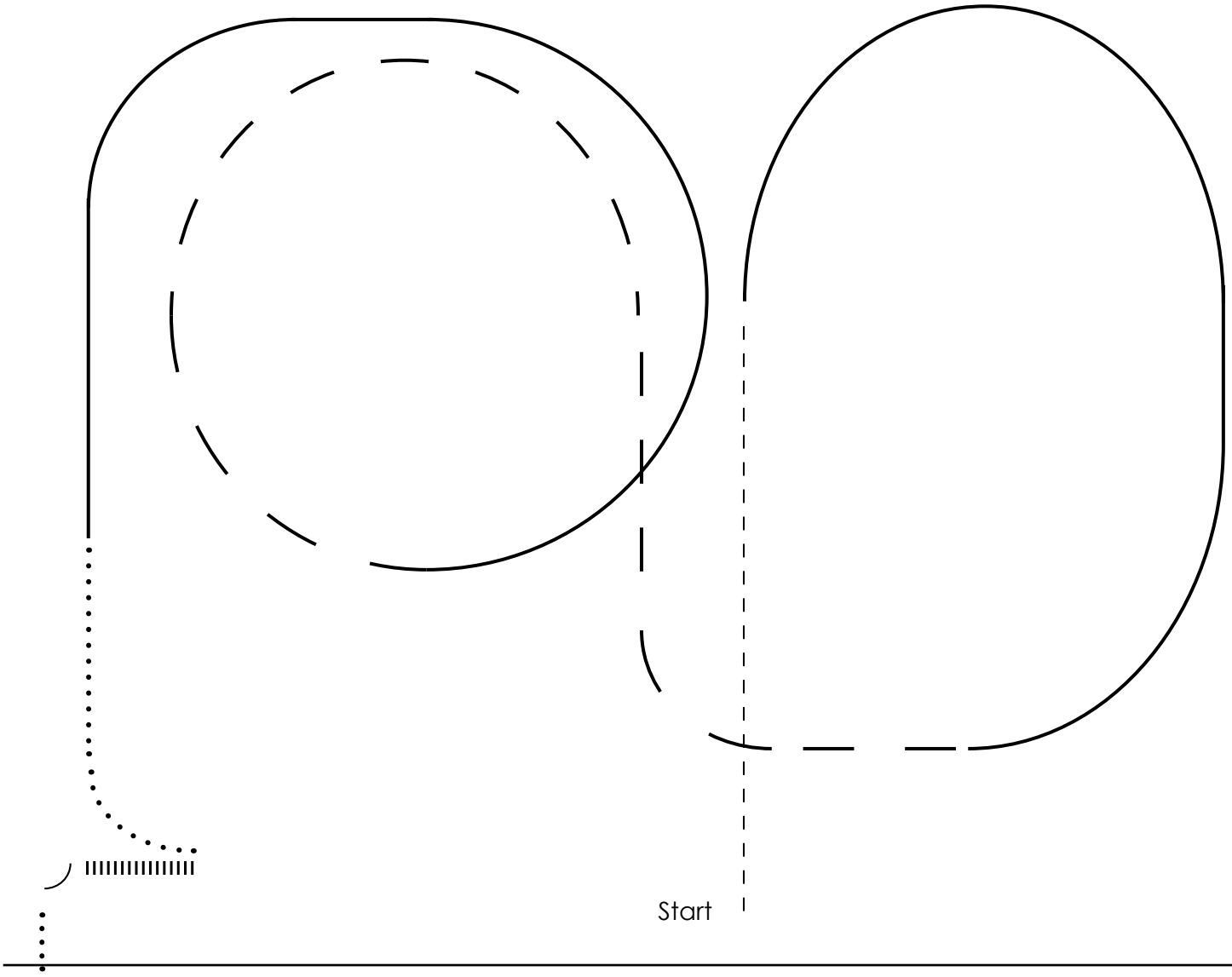

English Equitation

Instructions

1. Walk
2. Canter, left lead
3. Sitting trot
4. Canter, right lead
5. Trot, stop
6. Execute ¼ turn left on the forehand
7. Back
8. Walk
9. Trot to exit

Classes

363 - PtHA YA Jr
364 - PtHA YA Sr
365 - PtHA YA Solid
598 - PtHA AM Solid
602 - PtHA AM Jr
603 - PtHA AM Sr
604 - PtHA AM Elite

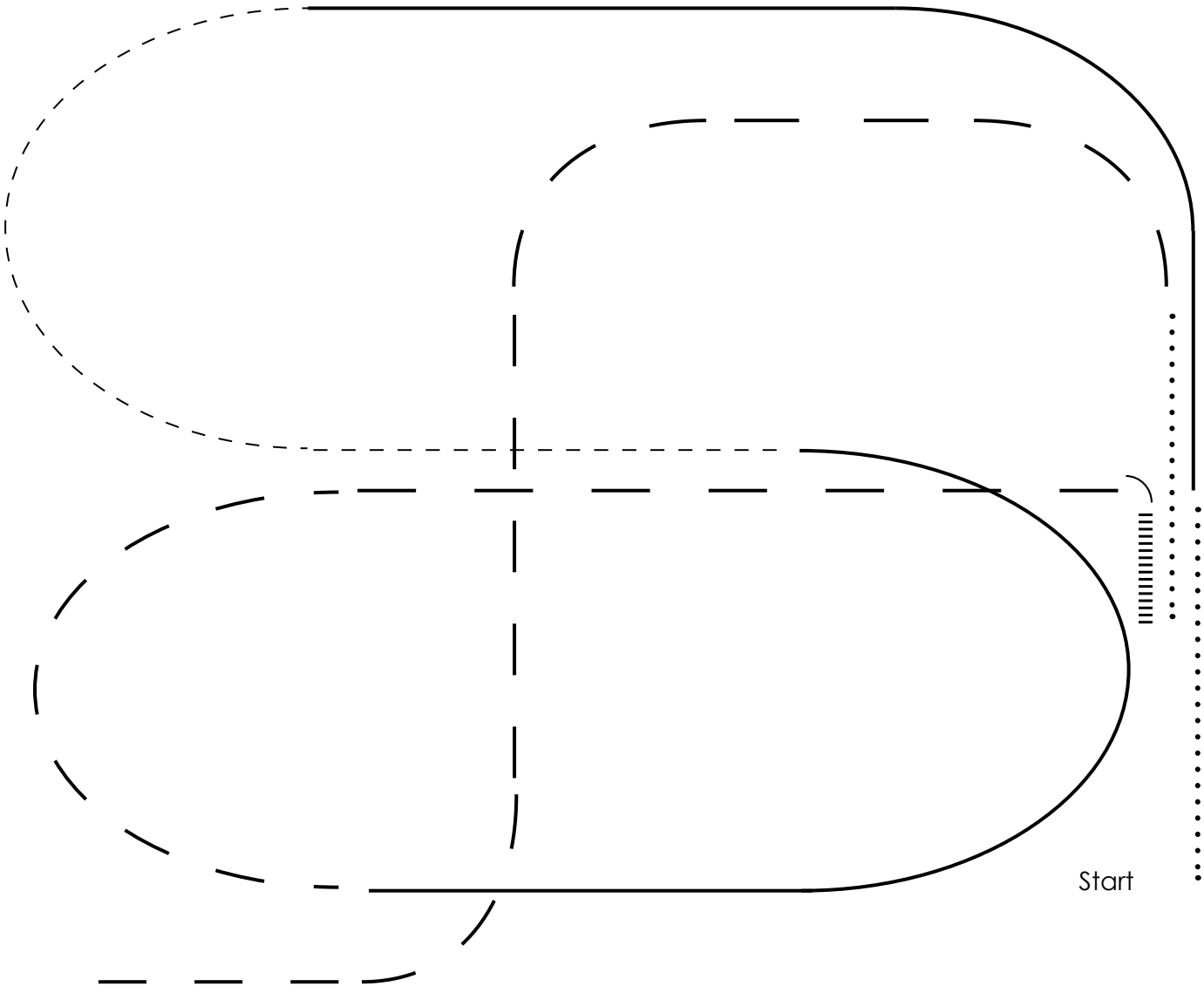

Walk ..... Sitting Trot – – – – Trot — —

Canter ——— Back IIIIIIIIIII

English Equitation

Classes

359 - PtHA YA Walk/Trot 10&U
360 - PtHA YA Walk/Trot 11-18
361 - PtHA YA Walk/Trot 10&U Solid
362 - PtHA YA Walk/Trot 11-18 Solid
597 - PTHA AM W/T Solid
600 - PtHA AM Sr/EL W/T
601 - PtHA AM Jr
758 - ApHC NP WT
759 - PHBA - AM W/T
763 - ABRA AM W/T
765 - ApHC YA W/T 10&U
766 - PHBA YA W/T 5-9
767 - PHBA YA W/T 10-18
770 - ABRA YA W/T

Instructions

1. Walk
2. Trot
3. Sitting trot
4. Walk
5. Trot, stop.
6. Back
7. Execute ¼ turn right on the forehand
8. Walk to exit

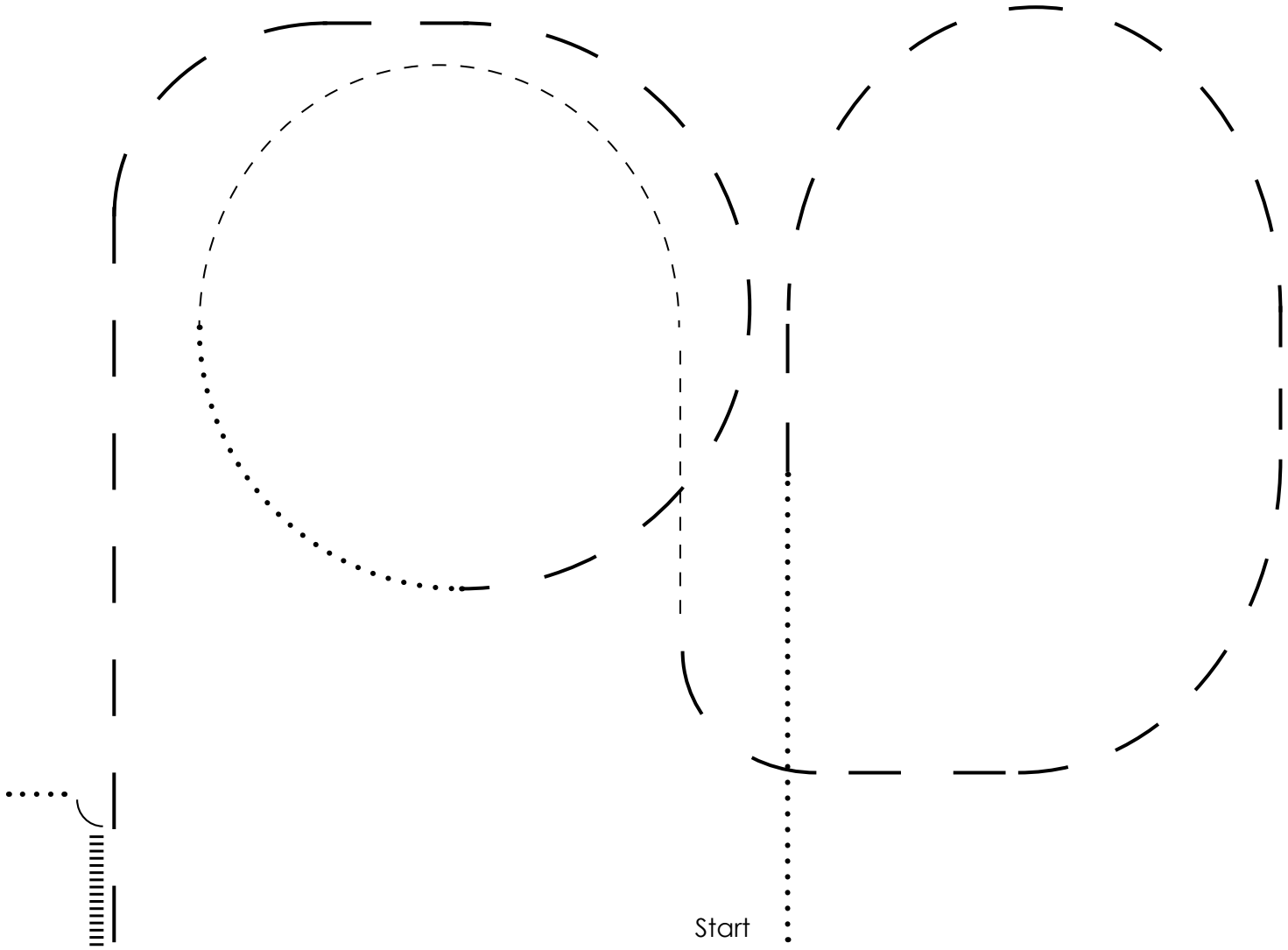

Walk ..... Sitting Trot – – – – Trot — — — Back IIIIIIIIII

Bareback English Equitation

Instructions

1. Sitting trot
2. Canter, left lead
3. Trot, stop
4. Back
5. Walk
6. Sitting trot
7. Canter, right lead
7. Stop, execute ¼ right on the forehand
8. Walk to exit

Classes

356 - YA Jr ST/HN Type
357 - YA Sr ST/HN Type
595 - PtHA AM
596 - PtHA AM Solid

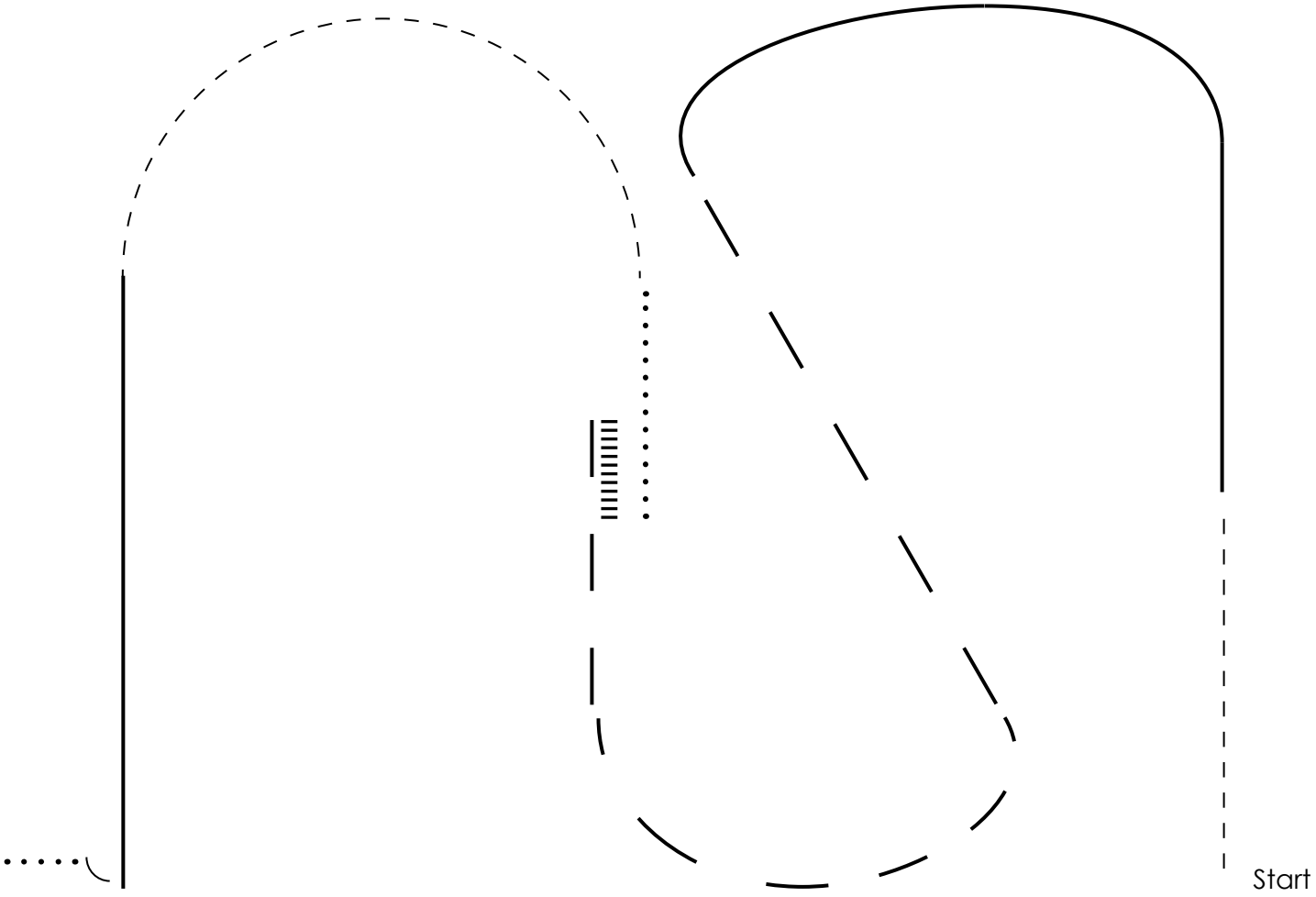

Walk ..... Sitting Trot – – – – Trot —— ——

Canter ———— Back IIIIIIIIII

Western Horsemanship/Mulemanship

Classes

15 - PtHA YA Novice
26 - PtHA AM Novice
646 - ApHC NP
649 - ApHC YA
652 - PHBA YA
654 - PHBA AM
655 - PHBA AM Select
656 - ABRA YA
658 - ABRA AM
725 - YA PL/SD Type
726- AM PL/SD Type
727- AM Mulemanship
728- YA Mulemanship

Instructions

1. Jog
2. Extended jog
3. Lope, left lead, stop
4. Execute 1 turn right on the haunches
5. Lope, right lead
6. Walk, stop
7. Back
8. Walk to exit

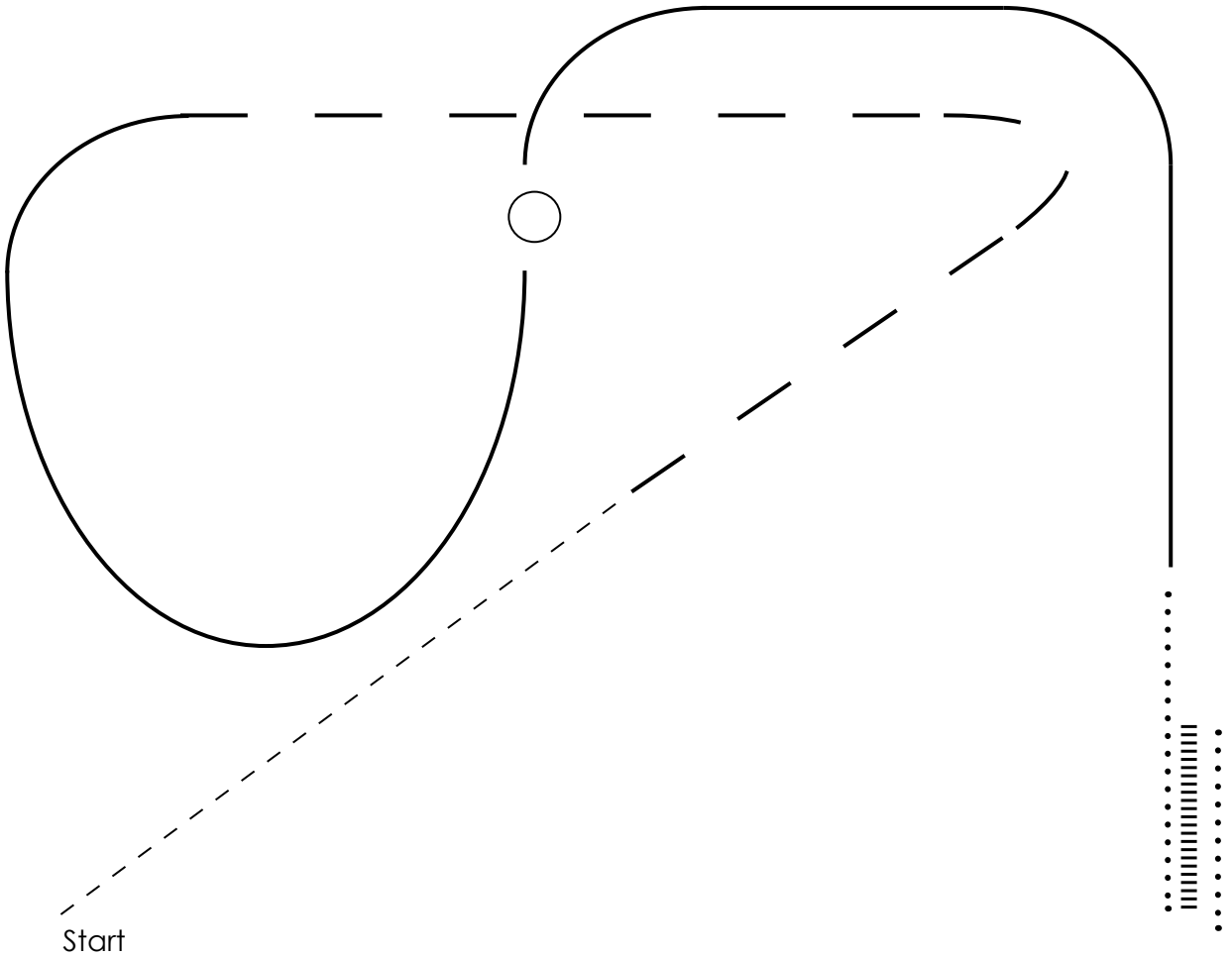

Walk ..... Jog – – – – Ext. Jog — —

Lope ——— Back IIIIIIIIII

Western Horsemanship

Instructions

1. Jog
2. Extended jog, stop
3. Execute ¾ turn left on the haunches
4. Back
5. Walk
6. Lope, right lead
7. Jog
8. Lope, left lead
9. Walk to exit

Classes

18 - PtHA YA Solid
16 - PtHA YA JR
17 - PtHA YA Sr
27 - PtHA AM Jr
28 - PtHA AM Sr
29 - PtHA AM Elite
75 - PtHA AM Solid

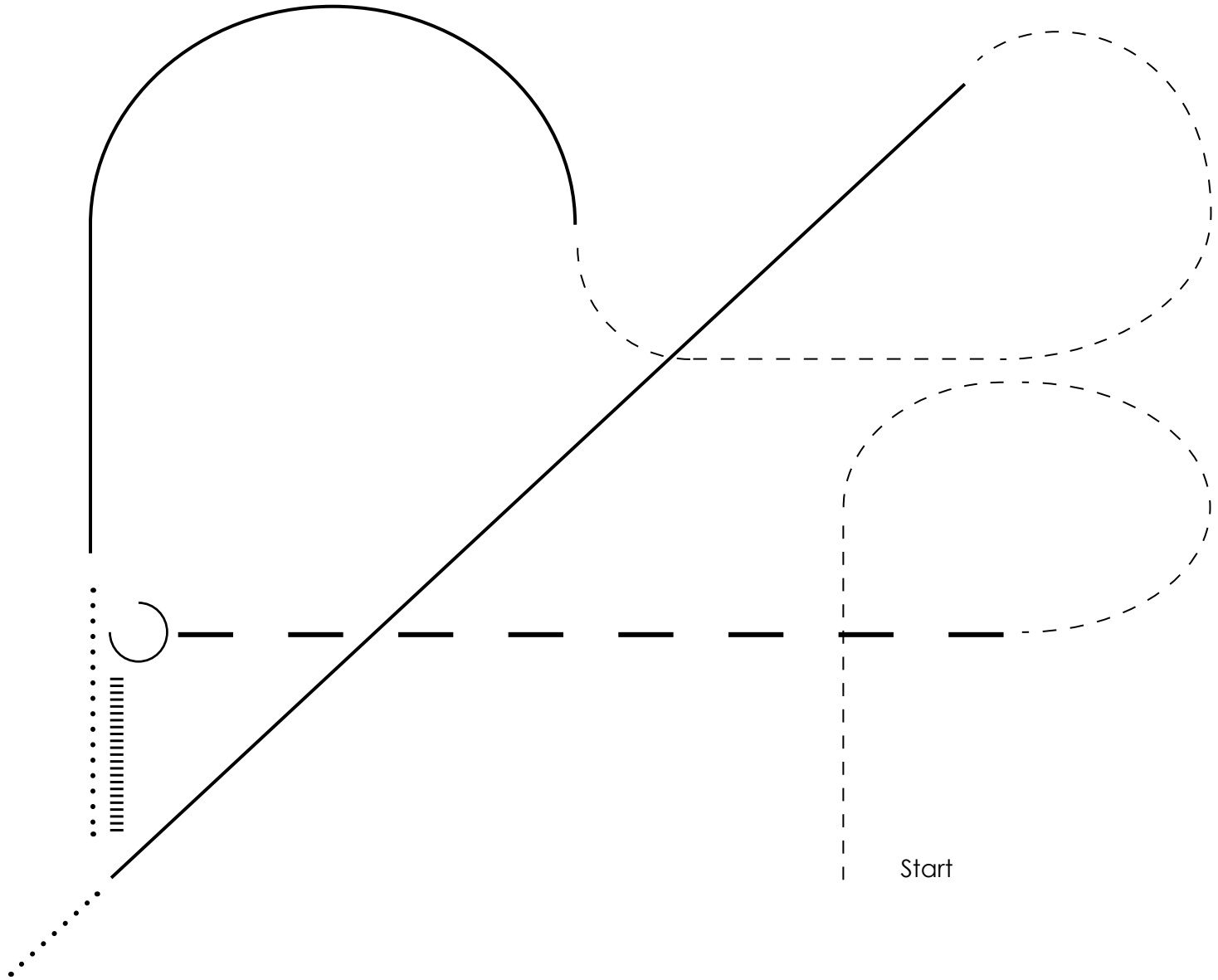

Walk ..... Jog – – – – Ext. Jog — —

Lope ——— Back IIIIIIIIII

Western Horsemanship

Classes

11 - PtHA YA Walk/Trot 10&U
12 - PtHA YA Walk/Trot 10&U Solid
13 - PtHA YA Walk/Trot 11-18
14 - PtHA YA Walk/Trot 11-18 Solid Horse
72 - PtHA AM Sr/Elite Walk/Trot
73 - PtHA AM Jr Walk/Trot
74 - PtHA AM Walk/Trot Solid Horse
647 - APHC NP W/T
648 - APHC YA W/T 10&U
650 - PHBA YA W/T 5-9
651 - PHBA YA W/T 10-18
653 - PHBA AM W/T
657 - ABRA YA W/T 18&U
659 - ABRA AM W/T

Instructions

1. Jog
2. Extended jog
3. Jog
4. Extended jog
5. Walk, stop
6. Back
7. Execute 1 turn either direction on the haunches
8. Walk to exit

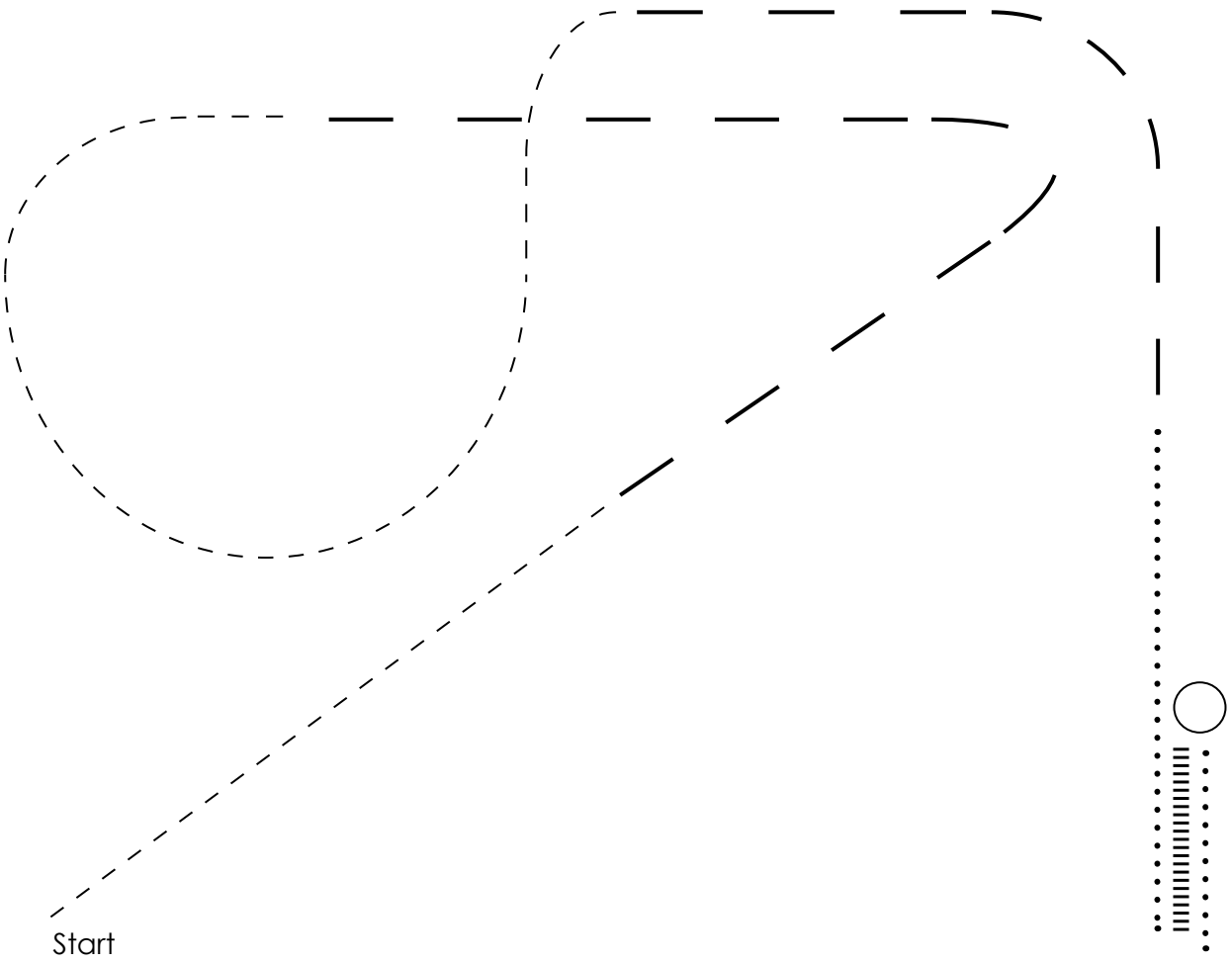

Walk •••••• Jog – – – – Ext. Jog —— Back IIIIIIIIII

Bareback Western Horsemanship

Instructions

1. Back
2. Jog
3. Lope, left lead
4. Extended jog, stop
5. Execute ¾ turn right on the haunches
6. Lope, right lead
7. Walk to exit

Classes

9 - PtHA YA Jr ST/HN Type
10 - PtHA YA Sr ST/HN Type
25 - PtHA AM ST/HN Type
62 - PtHA AM Solid Horse

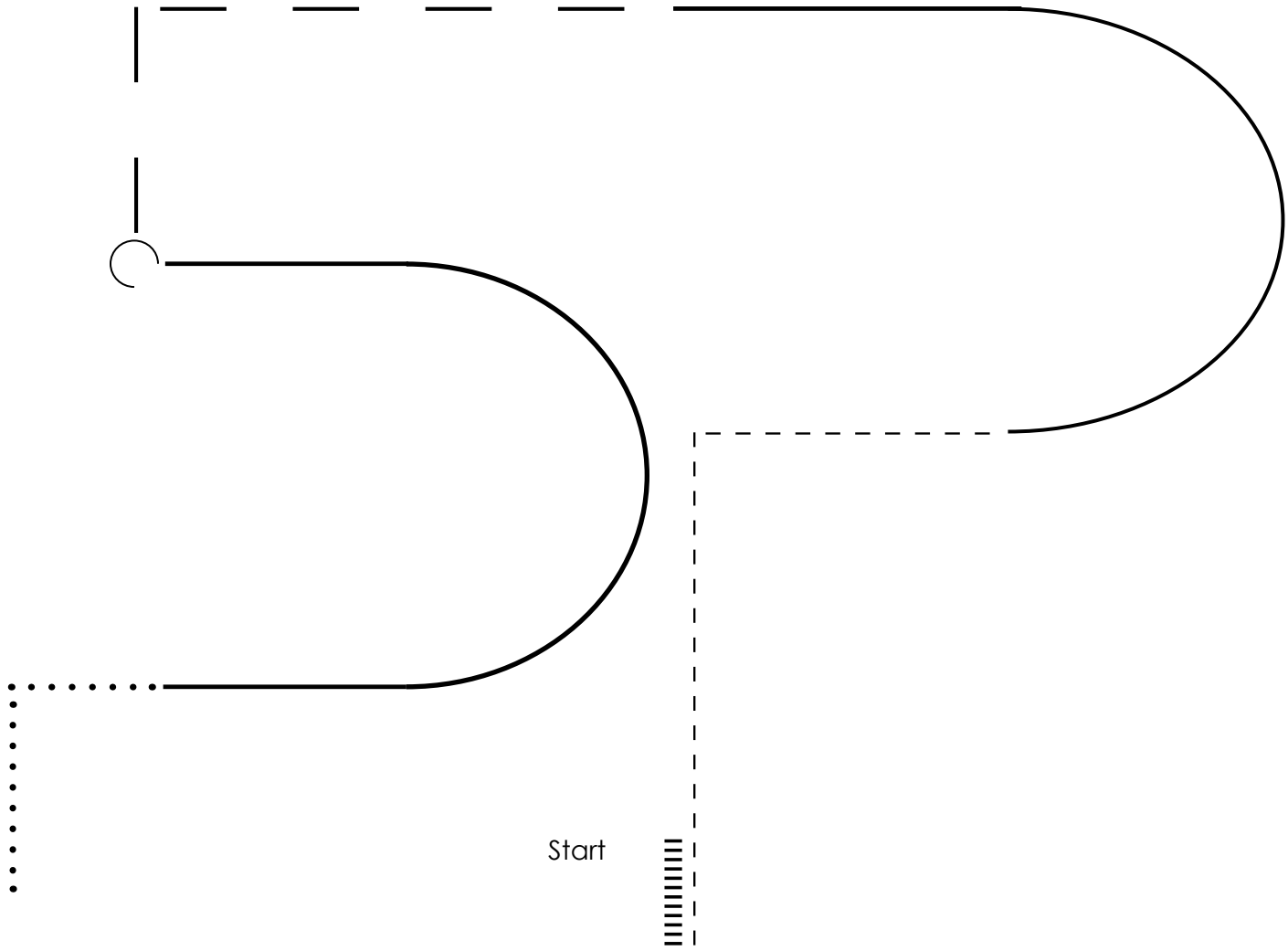

Walk ..... Jog – – – –

Lope ——— Back IIIIIIIIII

Ranch Riding

Classes

215 - All Breed YA
216 - PtHA YA
217 - PtHA YA Solid
218 - PHBA YA
219 - ApHC YA
220 - ABRA YA
222 - All Breed AM
223 - PtHA AM
224 - PtHA AM Solid
225 - PHBA AM
226 - ApHC NP
227 - ABRA AM

Instructions

1. Walk
2. Walk over logs
3. Lope, right lead
4. Extended lope, right lead
5. Trot
6. Stop, 1½ turns right
7. Walk
8. Trot
9. Extended trot
10. Lope, left lead
11. Stop and back
12. Side pass right

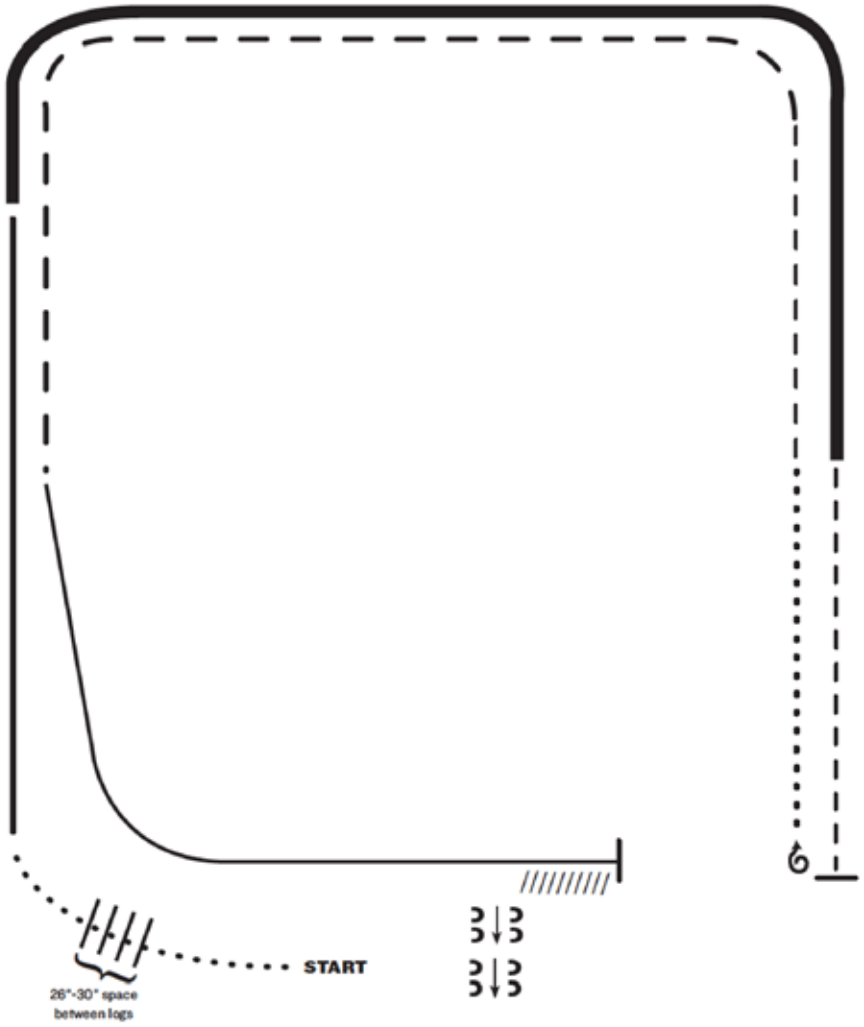

Ranch Riding

Instructions

1. Walk
2. Trot serpentine
3. Lope, left lead, around end and then diagonally across arena
4. Change leads, simple or flying
5. Lope, right lead, around corner to center
6. Extend lope on straight away and around corner to center
7. Extend trot around corner of arena
8. Collect to trot
9. Trot over poles
10. Stop, 1 turn each direction (either direction first)
11. Walk, stop, back

Classes

228 - PtHA OP Mule
229 - PHBA OP
230 - ApHC OP
231 - ABRA OP
285 - PtHA OP
286 - PtHA OP Solid
287 - All Breed OP

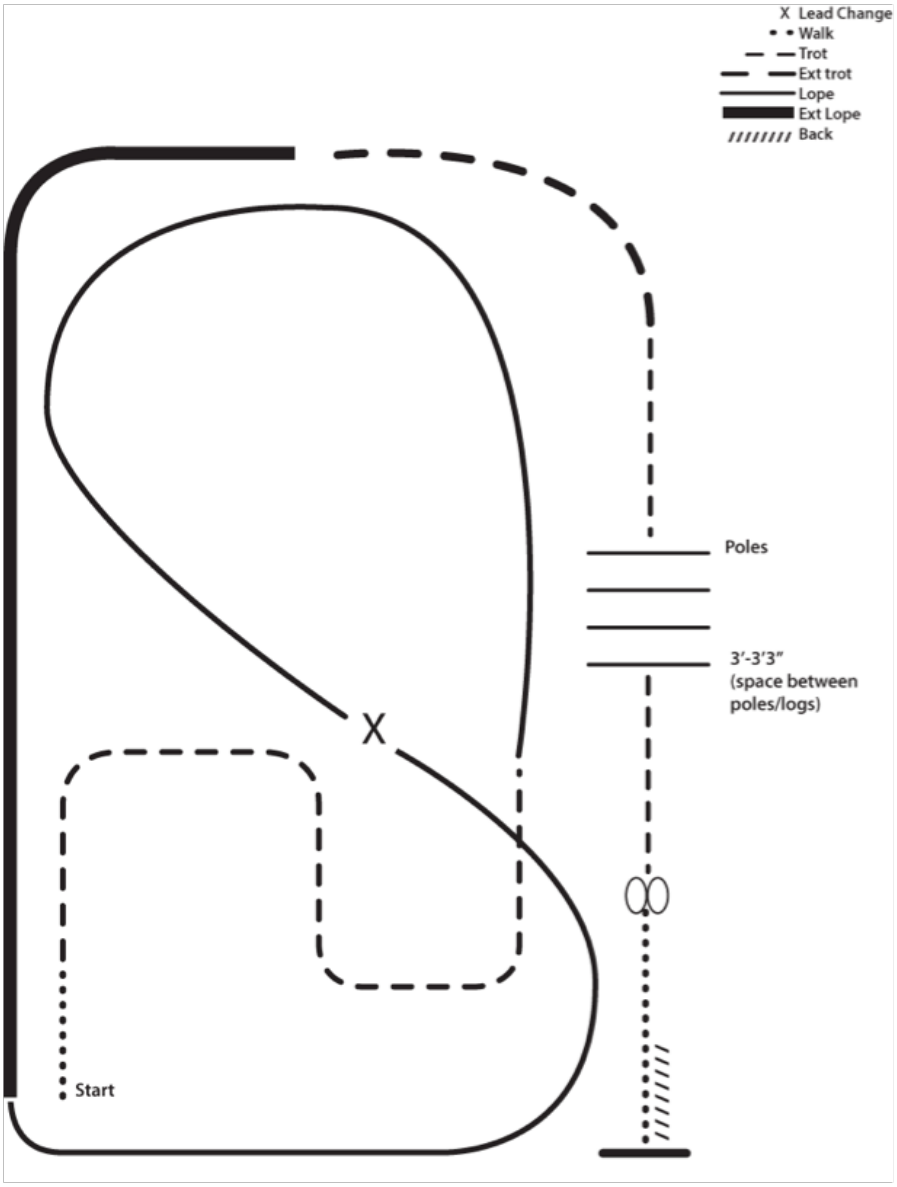

Ranch Riding

Classes

214 - All Breed YA W/T
221 - All Breed AM W/T

Instructions

1. Walk
2. Walk over logs
3. Trot
4. Extended trot
5. Stop, 1½ turns right
7. Walk
8. Trot
9. Extended trot
10. Stop and back
11. Side pass right

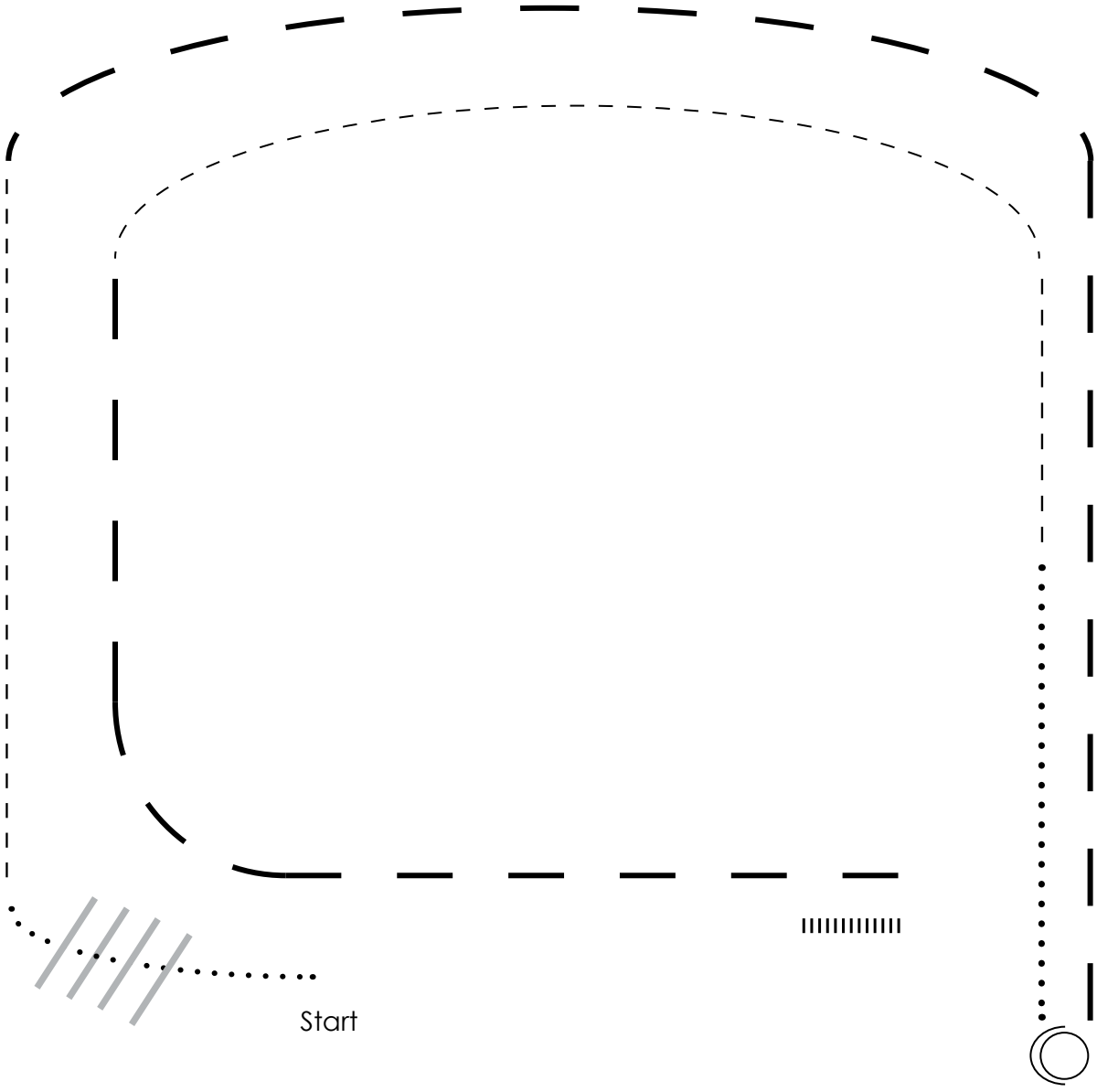

Ranch Reining

Instructions

Pinto may walk or jog to center of arena but must walk or stop prior to starting pattern. Begin at center of arena facing left wall or fence.

1. Complete four(4) spins to the right. Hesitate.
2. Complete four(4) spins to the left. Hesitate.
3. Beginning on the left lead, complete three(3) circles to the left: the first two(2) circles large and fast; the third circle small and slow. Change leads at the center of the arena.
4. Complete three(3) circles to the right: the first two(2) circles large and fast, the third circle small and slow. Change leads at the center of the arena.
5. Begin a large fast circle to the left but do not close this circle. Run up the right side of the arena past the center marker and do a right rollback at least twenty(20) feet from the wall or fence - no hesitation.
6. Continue back around previous circle but do not close this circle. Run up the left side of the arena past the center marker and do a left rollback at least twenty(20) feet from the wall or fence - no hesitation.
7. Continue back around previous circle but do not close this circle. Run up the right side of the arena past the center marker and do a sliding stop at least twenty(20) feet from the wall or fence. Back up at least ten(10) feet. Hesitate to demonstrate the completion of the pattern.

Classes

135 - All Breed OP
136 - PtHA OP
137 - PtHA OP Solid Horse
138 - PtHA OP Mule
139 - PHBA OP
140 - ApHC OP
141 - ABRA OP

123 - All Breed YA
124 - PtHA YA
125 - PtHA YA Solid Horse/Pony
126 - PHBA YA
127 - ApHC YA
128 - ABRA YA
129 - All Breed AM
130 - PtHA AM
131 - PtHA AM Solid
132 - PHBA AM
133 - ApHC NP
134 - ABRA AM

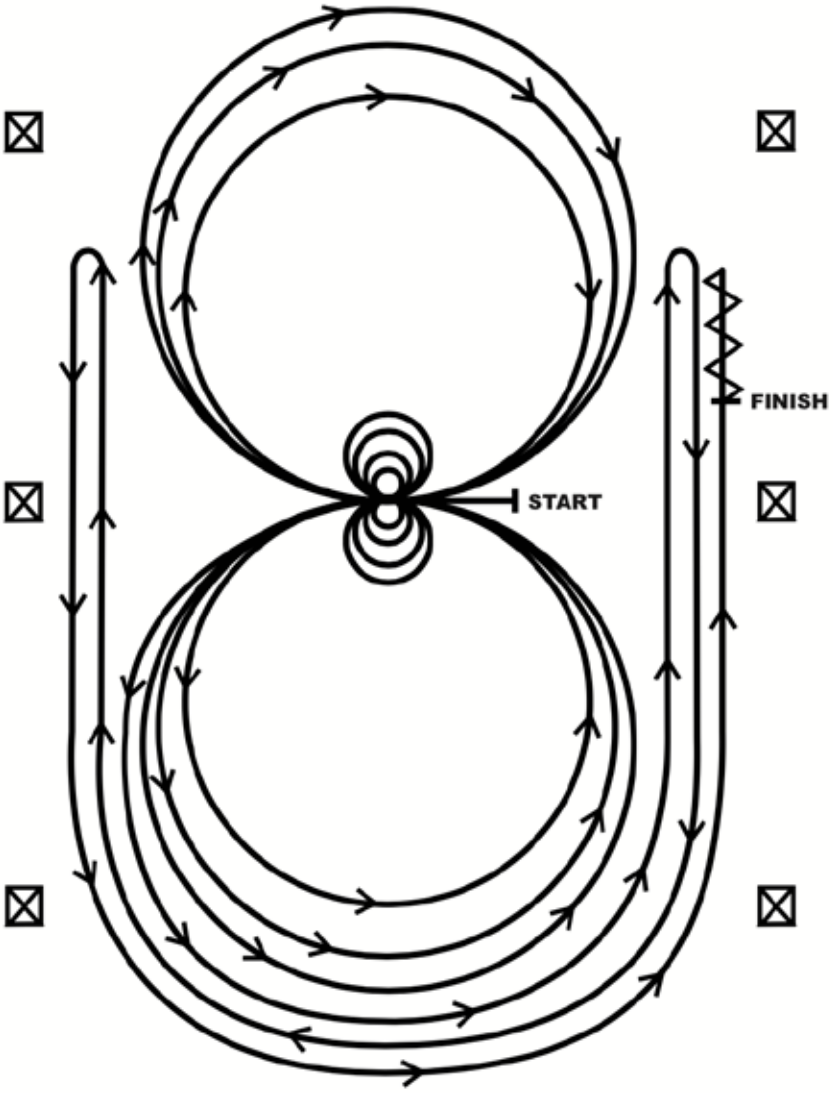

Ranch Boxing

Instructions

Pinto may walk or jog to center of arena but must walk or stop prior to starting pattern. Begin at center of arena facing left wall or fence.

1. Beginning on the right lead, complete three(3) circles to the right: the first circle small and slow; the next two(2) circles large and fast. Change leads at the center of the arena.
2. Complete three(3) circles to the left: the first circle small and slow; the next two(2) circles large and fast. Change leads at the center of the arena.
3. Continue around previous circle to the right. At the top of the circle, run down the middle to the far end of the arena past the end marker and do a right rollback - no hesitation.
4. Run up the middle to the opposite end of the arena past the end marker and do a left rollback - no hesitation.
5. Run past the center marker and do a sliding stop. Back up the center of the arena or at least ten(10) feet. Hesitate.
6. Complete four(4) spins to the right. Hesitate.
7. Complete four(4) spins to the left. Hesitate to demonstrate completion of pattern.

Classes

105 - All Breed OP
106 - PtHA OP JR
107 - PtHA OP SR
108 - PtHA OP Solid Horse
109 - ABRA OP
110 - PtHA OP Mule
111 - All Breed AM
112 - PtHA AM
113 - PtHA AM Solid
114 - PHBA AM
115 - ApHC NP
116 - ABRA AM
117 - All Breed YA
118 - PtHA YA
119 - PtHA YA Solid Horse/Pony
120 - PHBA YA
121 - ApHC YA
122 - ABRA YA

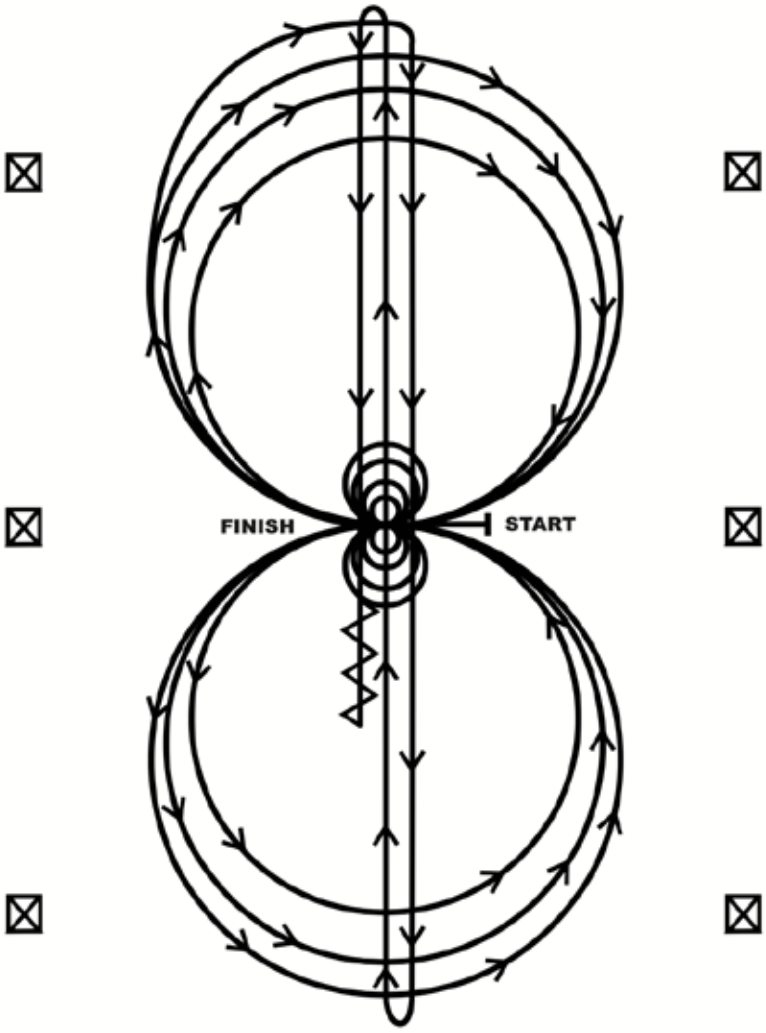

Western Riding

Instructions

WESTERN RIDING PATTERN #4

1. Walk, transition to jog, jog over log
2. Transition to right lead lope
3. First line change
4. Second line change
5. Third line change
6. Fourth line change
7. First crossing change
8. Second crossing change
9. Third crossing change
10. Lope over log
11. Lope, stop & back

Classes

53 - AM
54 - AM Solid
55 - YA
686 - ApHC YA
687 - PHBA YA
688 - ABRA YA
689 - ApHC NP
690 - PHBA AM
691 - ABRA AM

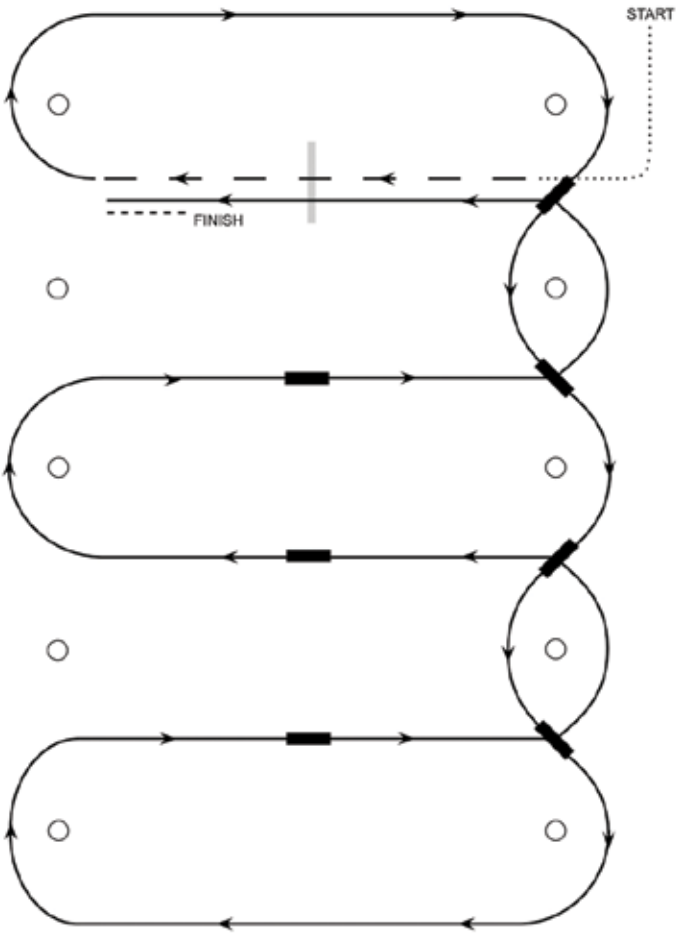

Western Riding

Classes

692 - ApHC OP
693 - PHBA OP
694 - ABRA OP
91 - Open
92 - Open Solid

Instructions

WESTERN RIDING PATTERN #2

1. Walk, transition to jog, jog over log
2. Transition to left lead lope
3. First crossing change
4. Second crossing change
5. Third crossing change
6. Circle and first line change
7. Second line change
8. Third line change
9. Fourth line change and circle
10. Lope over log
11. Lope, stop and back

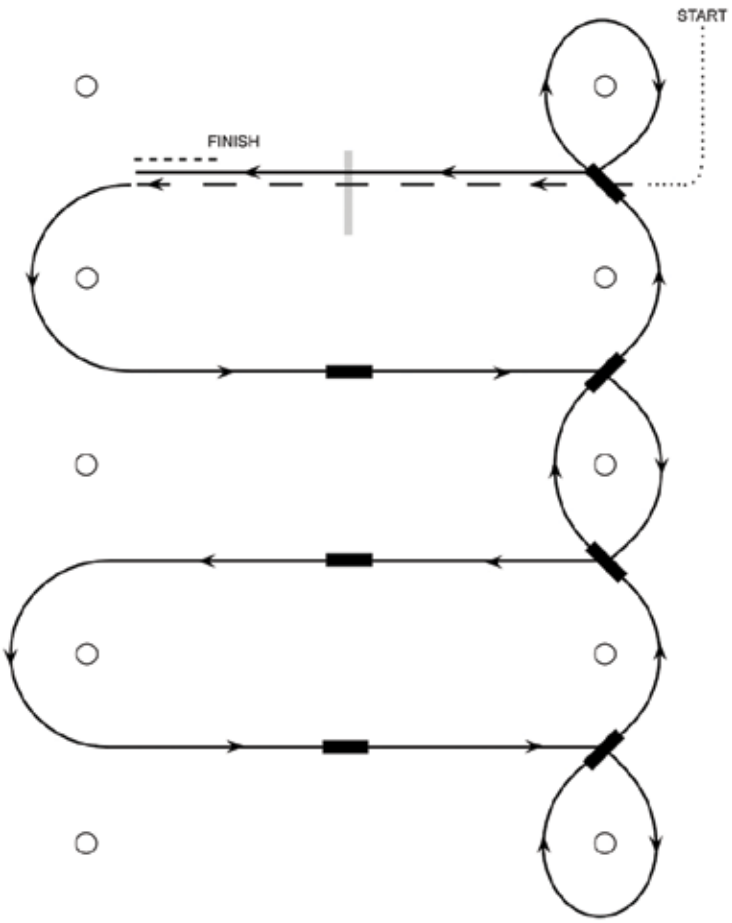

Jumping In-hand

Instructions

414 - AM Miniature/B Miniature/Pony
415 - YA Miniature/B Miniature/Pony
416 - Miniature
417 - B Miniature
418 - Solid Miniature/B Miniature
419 - Pony

Classes

Jump fences 1-7

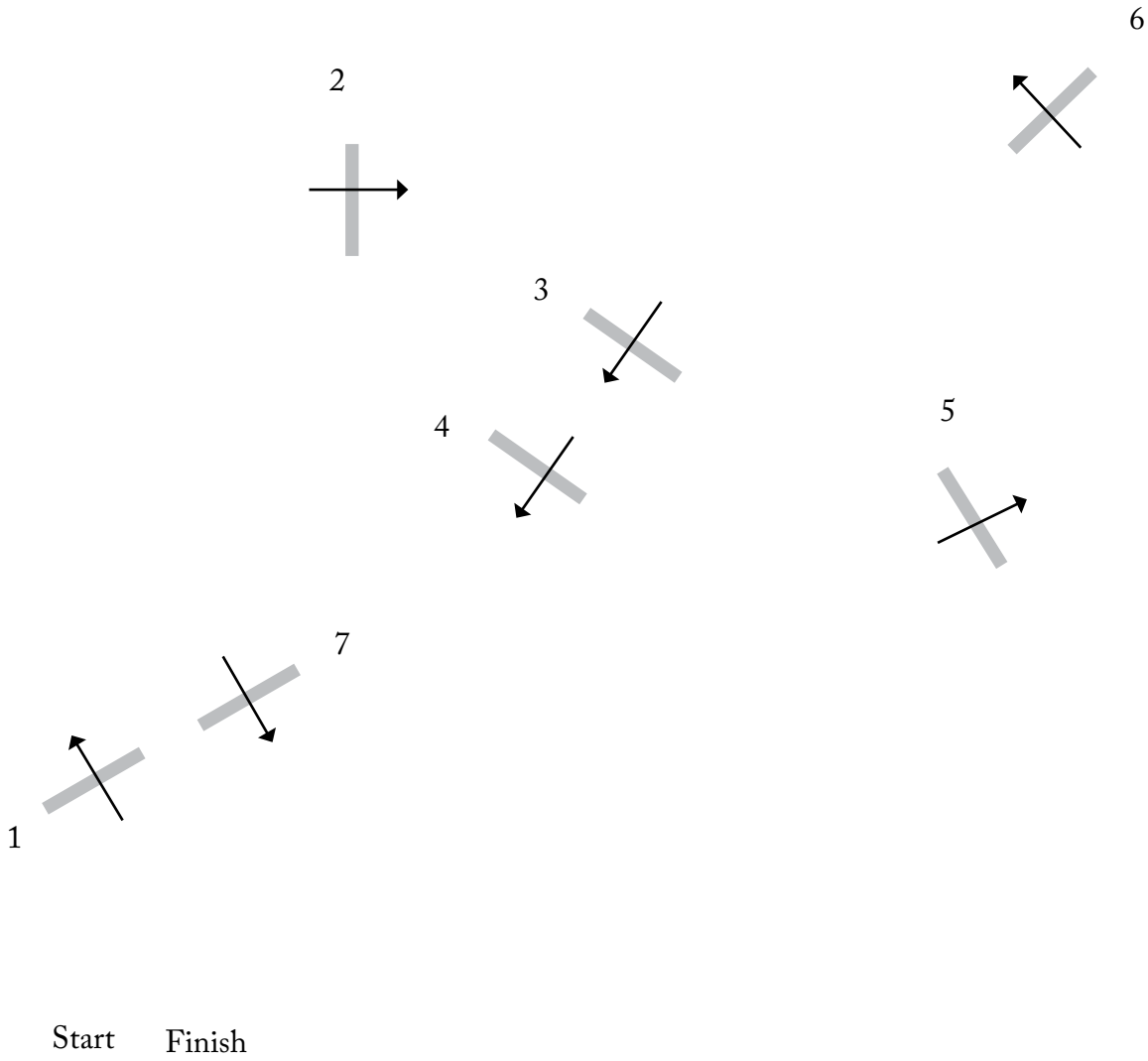

Path ——— Fence ▬▬

Hunter Over Fences In-hand

Classes

408 - AM Miniature/B Miniature/Pony
409 - YA Miniature/B Miniature/Pony
410 - Miniature
411 - B Miniature
412 - Pony
413 - Solid Miniature/B Miniature

Instructions

Jump fences 1-7

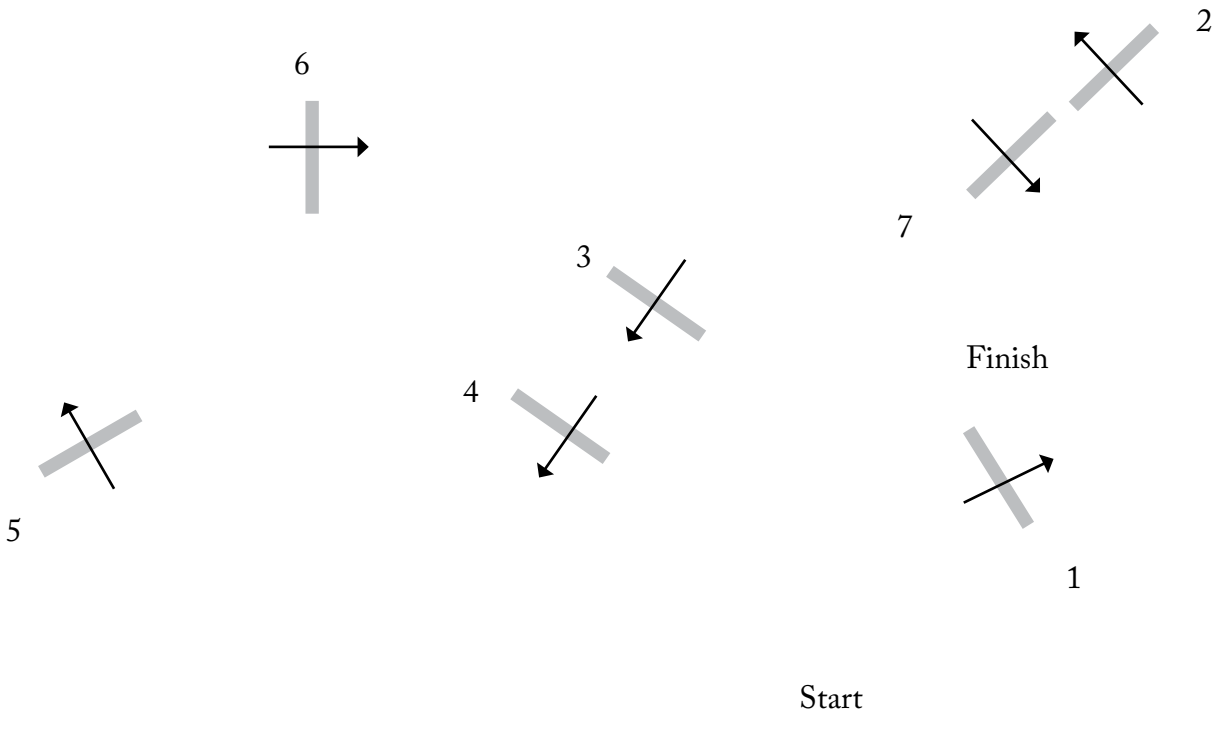

Path ——— Fence ▬▬

Trail In-Hand

Instructions

240 - YA Mini/B Mini/Pony
241 - AM Mini/B Mini/Pony
242 - OP Pony
243 - OP Miniature
244 - OP B Miniature
245 - OP Solid Minature/B Miniature

Classes

1. Work rope gate, left hand.
2. Walk over poles, walk into chute. Execute 360° turn right inside the box.
3. Back around corner, back through "L" Jog out of chute, jog over pole.
4. Jog over poles.
5. Stop or break to walk, walk over poles.
6. Jog over poles.
7. Stop or break to the walk, walk through serpentine, walk over poles.
8. Jog over poles.
9. Jog over poles.
10. Stop or break to walk, walk over poles and walk over bridge.

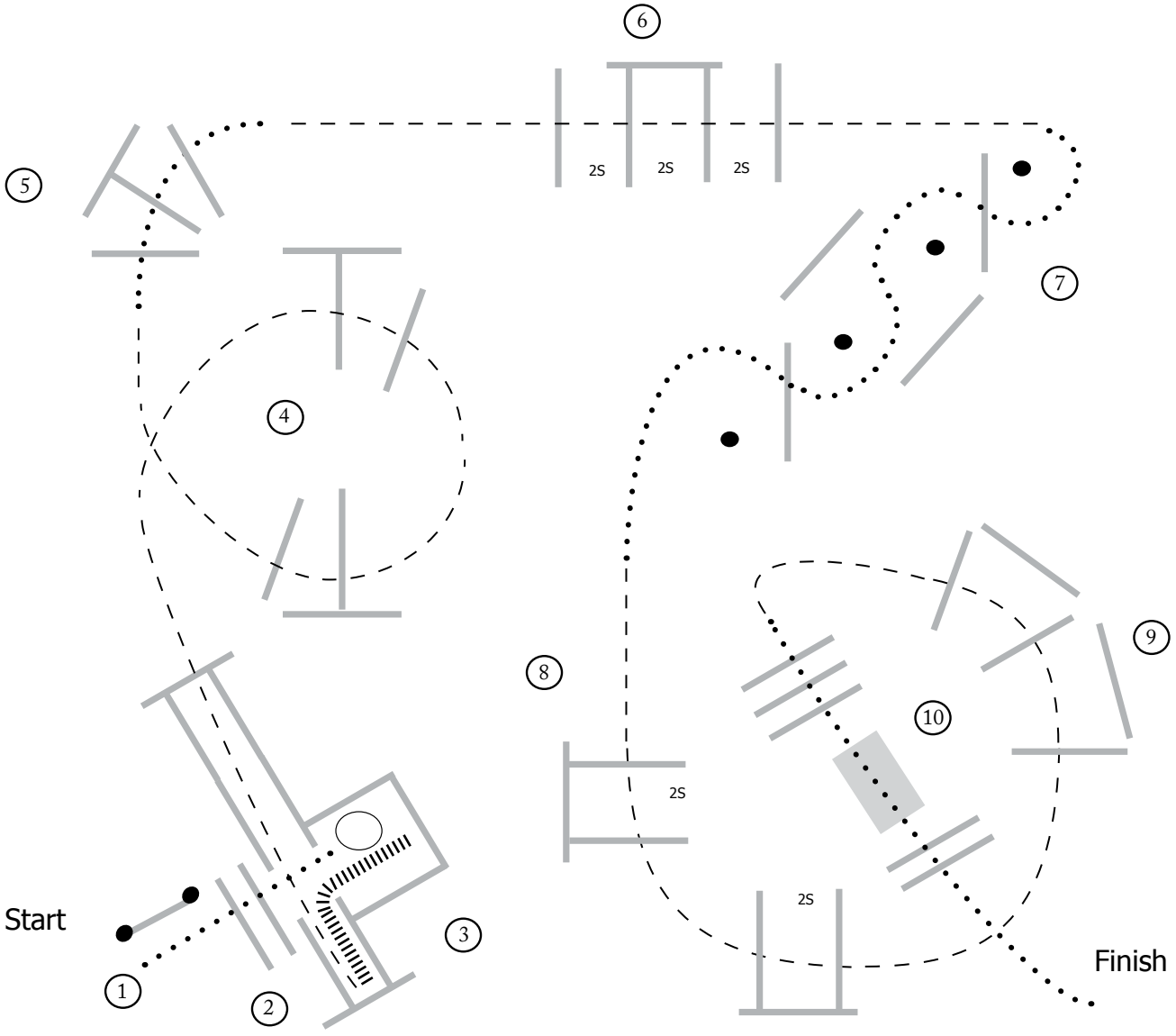

MOT 2021

Tim Kimura • Copyright 2021 • All Rights Reserved

Walk ..... Jog – – – Back IIIIIIII

Trail In-hand

Classes

1. Walk into box, execute a 360° turn right, walk out of box.
2. Jog over poles, jog around cones.
3. Jog over poles.
4. Break to walk, walk up to gate, work gate, left hand.
5. Walk over pole, walk into chute, back "L", walk out over pole.
6. Jog over 4 poles.
7. Jog over 3 more poles.
8. Stop or break to walk, walk over poles and over bridge.

Instructions

551 - PtHA OP Donkey Miniature

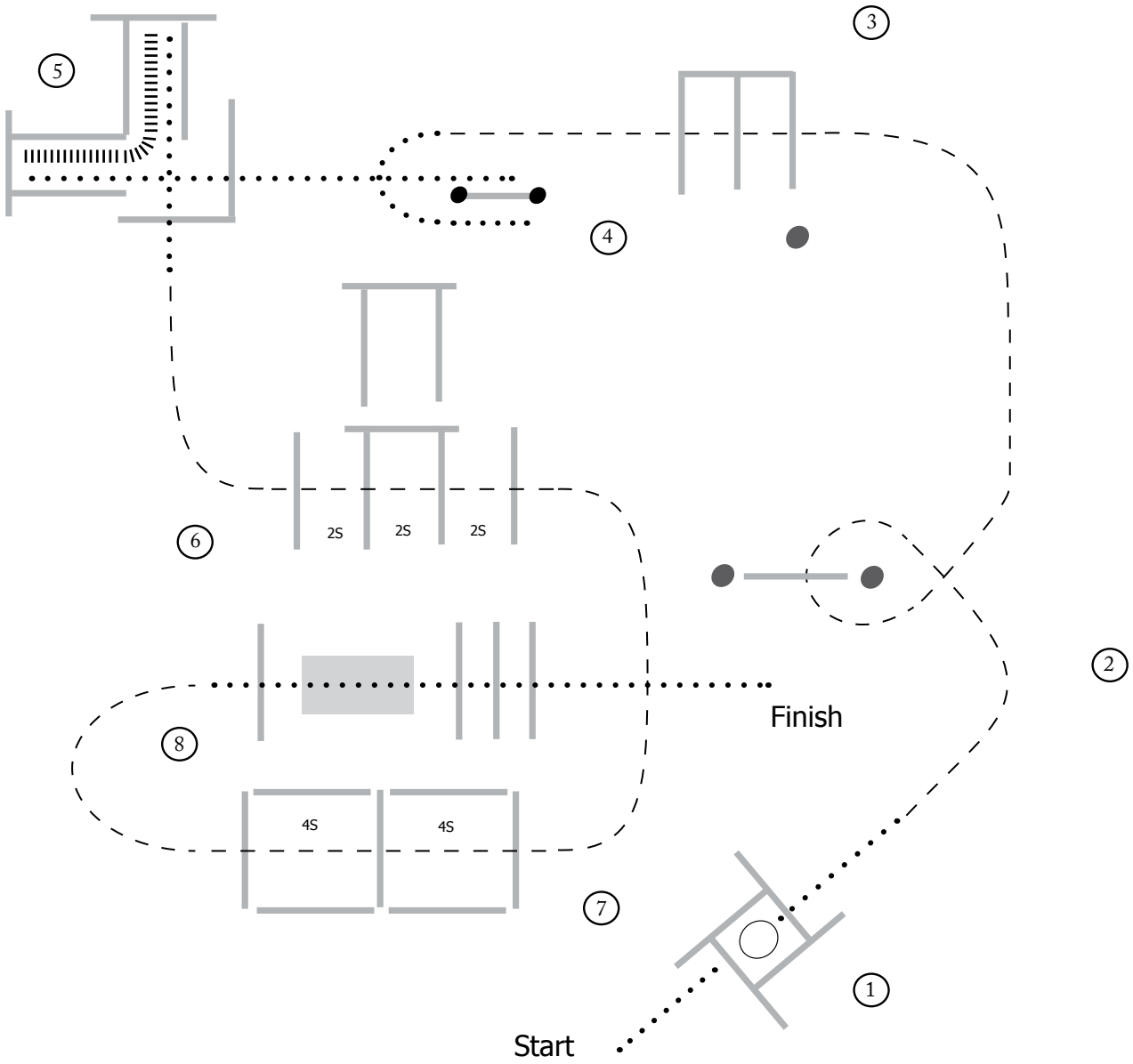

MOT 2021

Tim Kimura • Copyright 2021 • All Rights Reserved

Walk ..... Jog – – – Back IIIIIIII

Trail In-Hand

Instructions

142 - PtHA OP Yearling Solid Horse
143 - PtHA OP Yearling Horse
144 - PtHA AM Yearling Solid Horse
145 - PtHA AM Yearling Horse

Classes

1. Work gate, left hand.
2. You may walk forward, then jog over poles, jog into chute.
3. Back chute to chute.
4. You may walk forward, then jog over poles.
5. Stop or break to the walk, walk through serpentine, walk over poles.
6. Jog over poles then stop in box.
7. Execute 360° turn right, walk out of box.
8. Walk over poles.
9. Walk over bridge.

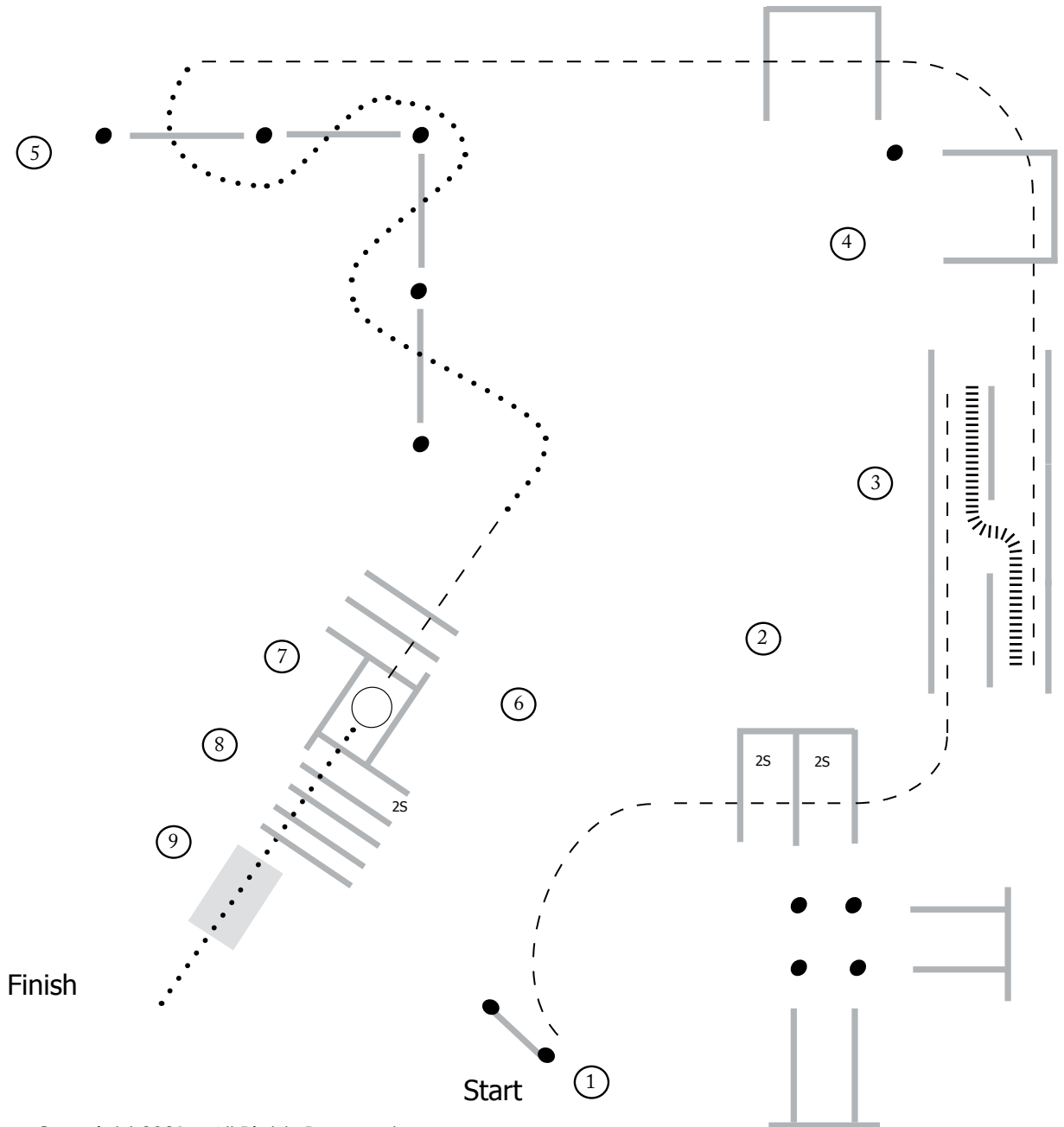

MOT 2021

Tim Kimura • Copyright 2021 • All Rights Reserved

Walk ····· Jog – – – Back IIIIIIIIIIIIIII

Trail In-Hand

Classes

1. Work gate, left hand.
2. You may walk forward, then jog over poles, jog into chute.
3. Back chute to chute.
4. You may walk forward, then jog over poles.
5. Stop or break to the walk, walk through serpentine, walk over poles.
6. Jog over poles then stop in box.
7. Execute 360° turn right, walk out of box.
8. Walk over poles.
9. Walk over bridge.

Instructions

146 - Cash for Color
Non Pro Yearling

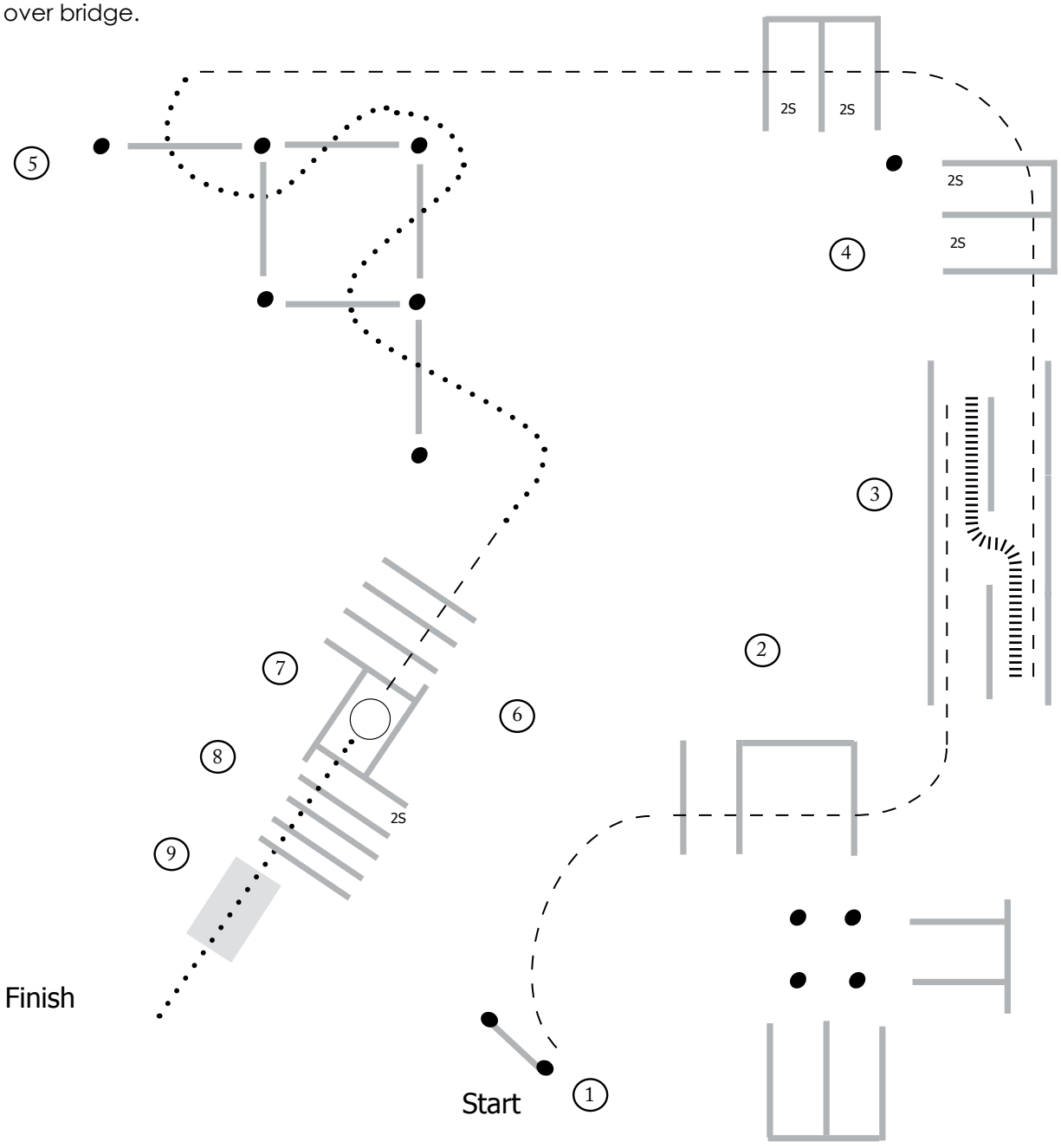

MOT 2021

Tim Kimura • Copyright 2021 • All Rights Reserved

Walk • • Jog – – – Back IIIIIIIIIIIIIIII

Trail

Instructions

232 - PtHA YA WT 10&U ST/HN
233 - PtHA YA WT 10&U Solid ST/HN
234 - PtHA YA WT 11-18
235 - PtHA YA WT 11-18 Solid

Classes

1. Work rope gate, left hand.
2. Walk over poles, walk into chute. Execute 360° turn right inside the box.
3. Back around corner, back through "L" Jog out of chute, jog over pole.
4. Jog over poles.
5. Stop or break to walk, walk over poles.
6. Jog over poles.
7. Stop or break to the walk, walk through serpentine, walk over poles.
8. Jog over poles.
9. Jog over poles.
10. Stop or break to walk, walk over poles and walk over bridge.

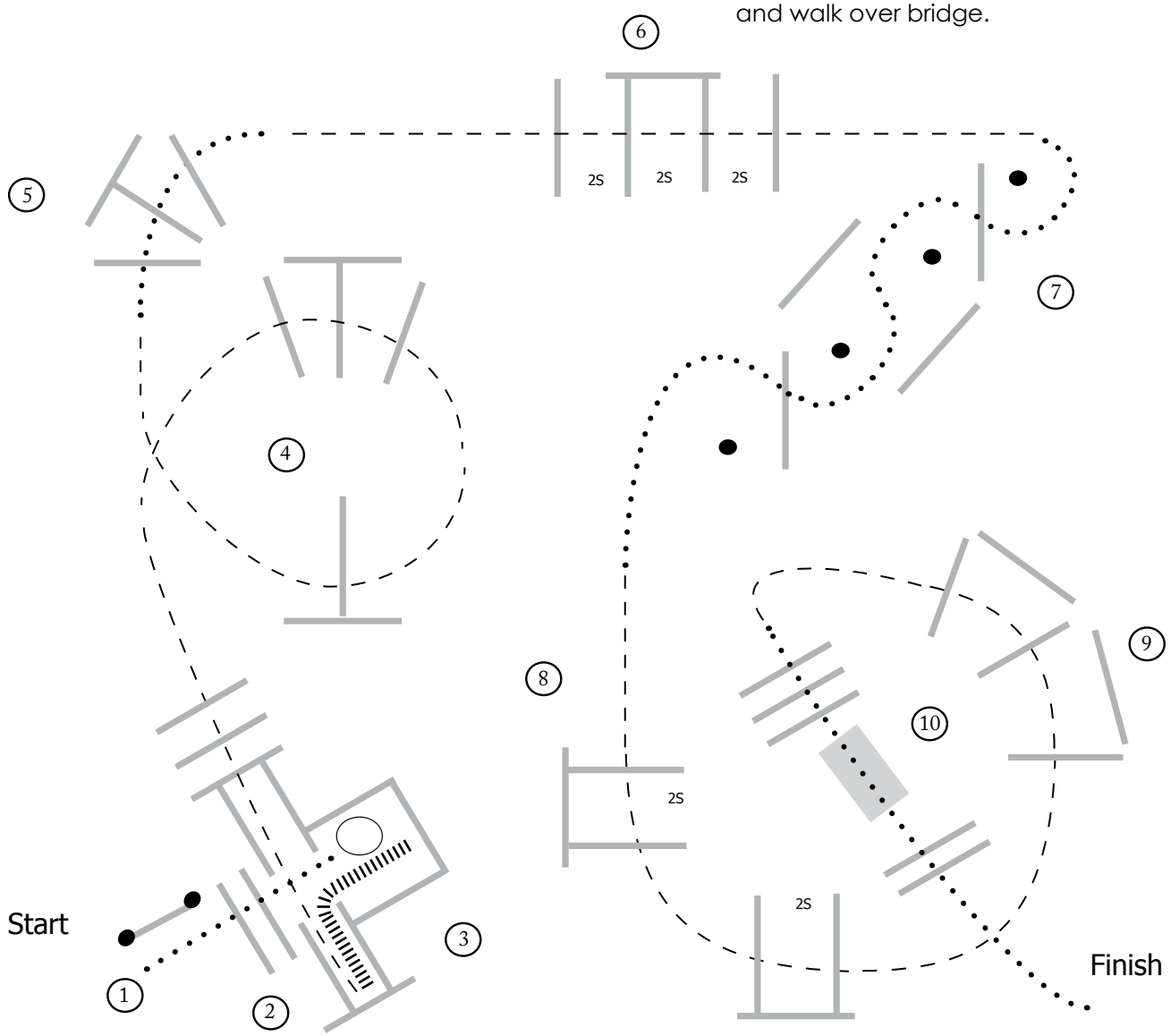

MOT 2021

Tim Kimura • Copyright 2021 • All Rights Reserved

Walk ····· Jog — — Back ıllıllıllı

Trail

Classes

1. Walk over poles, walk into chute.
   Execute 360° turn either way inside the box.
2. Back around corner, back through "L"
   Jog out of chute, jog over poles.
3. Lope over 3 poles, right lead, break to jog,
   jog over 1 pole, lope over 3 poles, right lead.
4. Break to jog, jog over poles.
5. Jog through serpentine, jog over poles.
6. Lope over poles, left lead.
7. Break to jog, jog over poles.
8. Stop or break to walk, walk over poles
   and walk over bridge.

Instructions

236 - PtHA YA Novice ST/HN
237 - PtHA YA JR ST/HN
238 - PtHA YA SR ST/HN
239 - PtHA YA Solid ST/HN

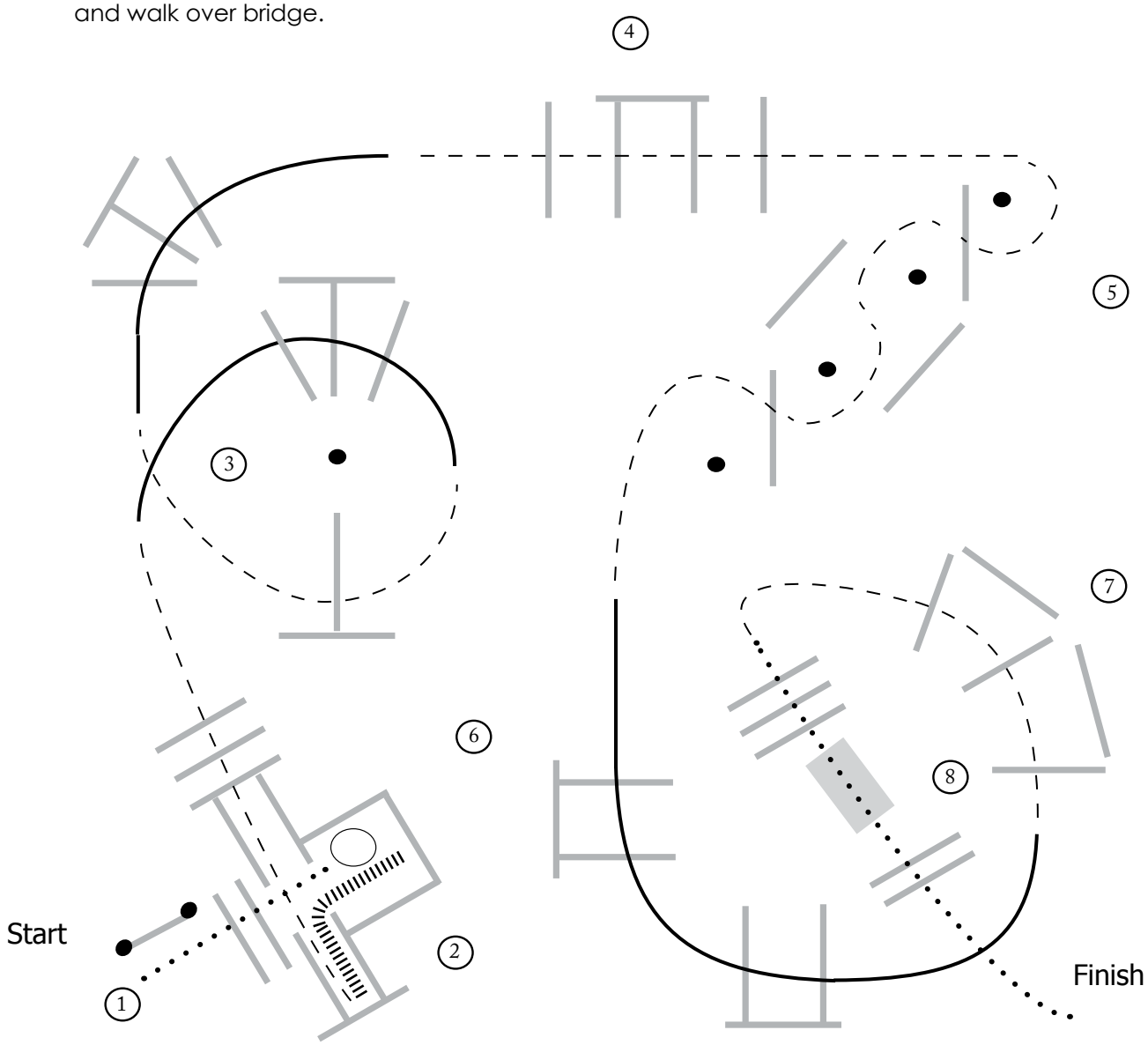

MOT 2021

Tim Kimura • Copyright 2021 • All Rights Reserved

Walk ..... Jog _ _ _ Lope —— Back IIIIIII Sidepass ∩∩∩

Trail

Instructions

556 - PtHA OP SR Mule Western
557 - PtHA YA Mule Western
558 - PtHA OP JR Mule Western
559 - PtHA OP Donkey Western
560 - PtHA AM Mule Western

Classes

1. Walk into box, execute a 360° turn either way, walk out of box.
2. Jog over poles, jog around cones.
3. Lope, left lead, over poles.
4. Break to jog, jog up to gate, work gate, left hand.
5. Jog over pole, jog into chute, back "L", walk out over pole.
6. Jog over 4 poles, jog over 3 more poles.
7. Lope, right lead, over poles.
8. Stop or break to walk, walk over poles and over bridge.

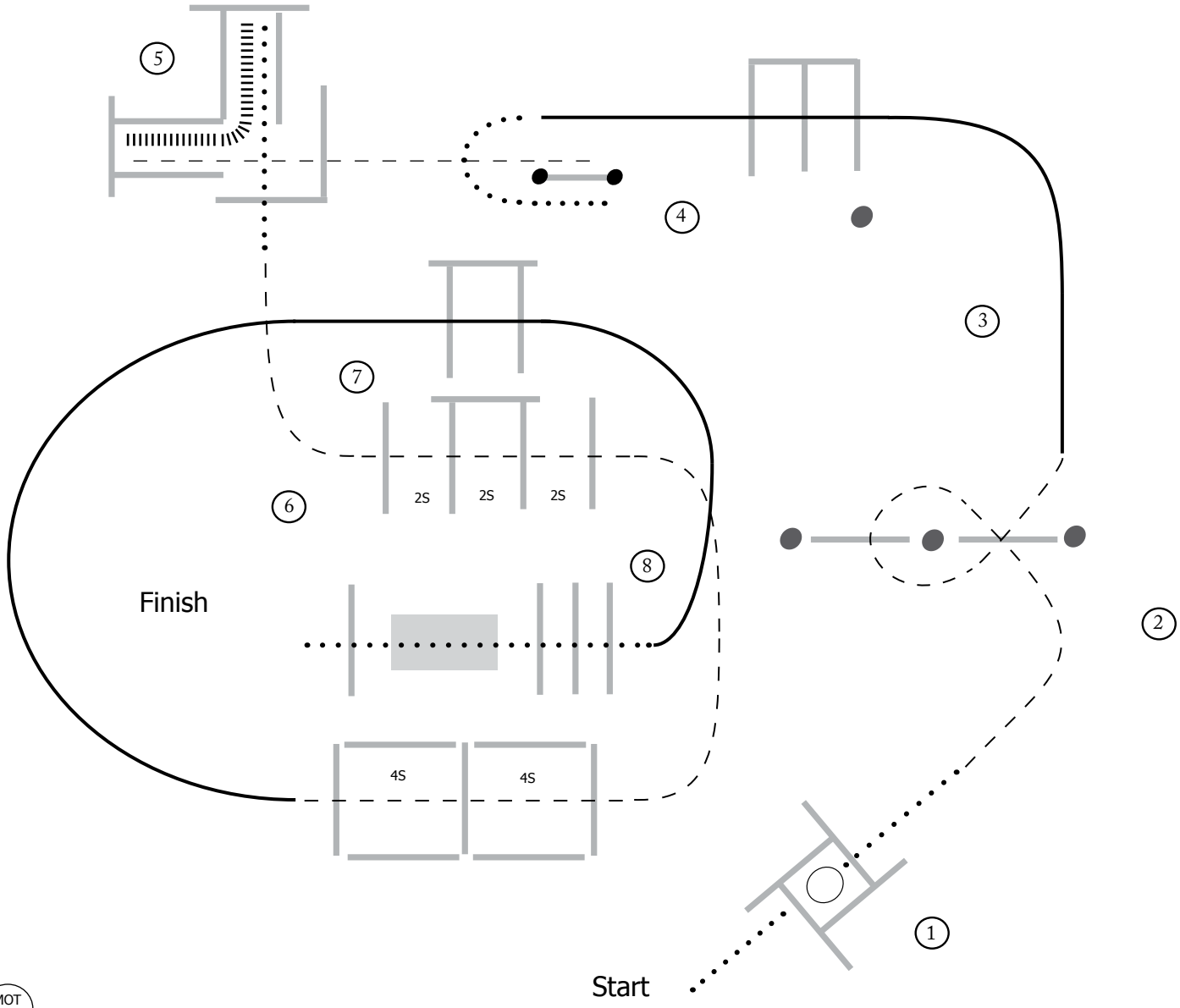

MOT 2021

Tim Kimura • Copyright 2021 • All Rights Reserved

Walk ····· Jog – – – Lope —— Back IIIIIIII

Trail

Classes

1. Walk into box, execute a 360° turn either way, walk out of box.
2. Trot over poles, Trot around cones.
3. Canter, left lead, over poles.
4. Break to trot, trot up to gate, work gate, left hand.
5. Trot over pole, trot into chute, back "L", walk out over pole.
6. Trot over 4 poles, trot over 3 more poles.
7. Canter, right lead, over poles.
8. Stop or break to walk, walk over poles and over bridge.

Instructions

552 - PtHA YA English PL/SD
553 - PtHA AM English PL/SD
554 - PtHA OP English PL/SD
555 - PtHA OP English Utility

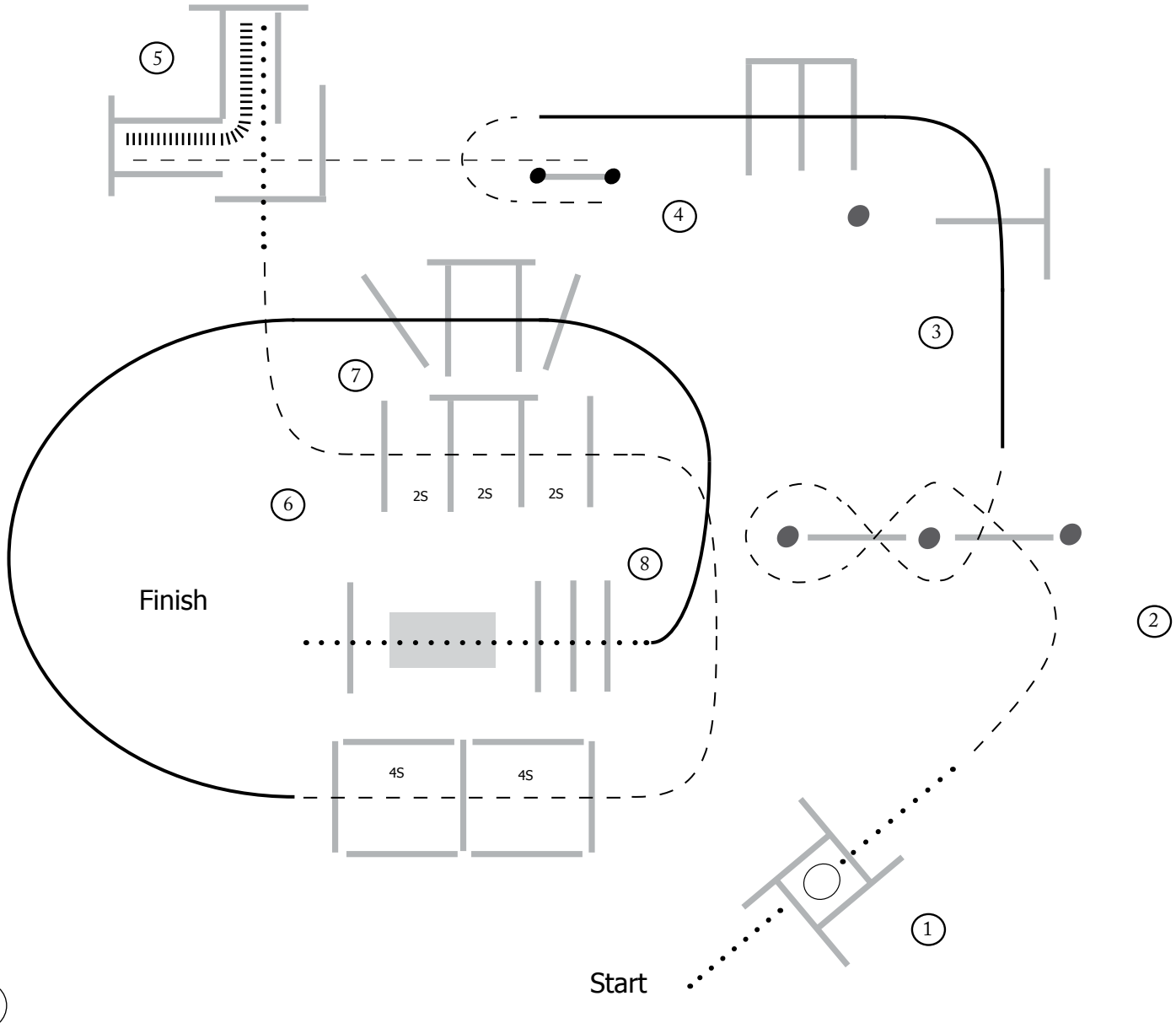

MOT 2021

Tim Kimura • Copyright 2021 • All Rights Reserved

Walk ····· Trot – – – Canter ——— Back IIIIIIII

Trail

Instructions

629 - ApHC YA W/T 10&U
630 - PHBA YA W/T 5-9

Classes

1. Walk over pole, walk around cones.
2. Jog over poles.
3. Jog over poles.
4. Stop or break to walk, walk into box, execute 360° turn either direction, walk out of box.
5. Jog over poles.
6. Jog over poles.
7. Stop or break to walk, walk into and back between poles and back around corner.
8. Walk through open gate, turn left.
9. Walk over bridge.
10. Walk over poles.

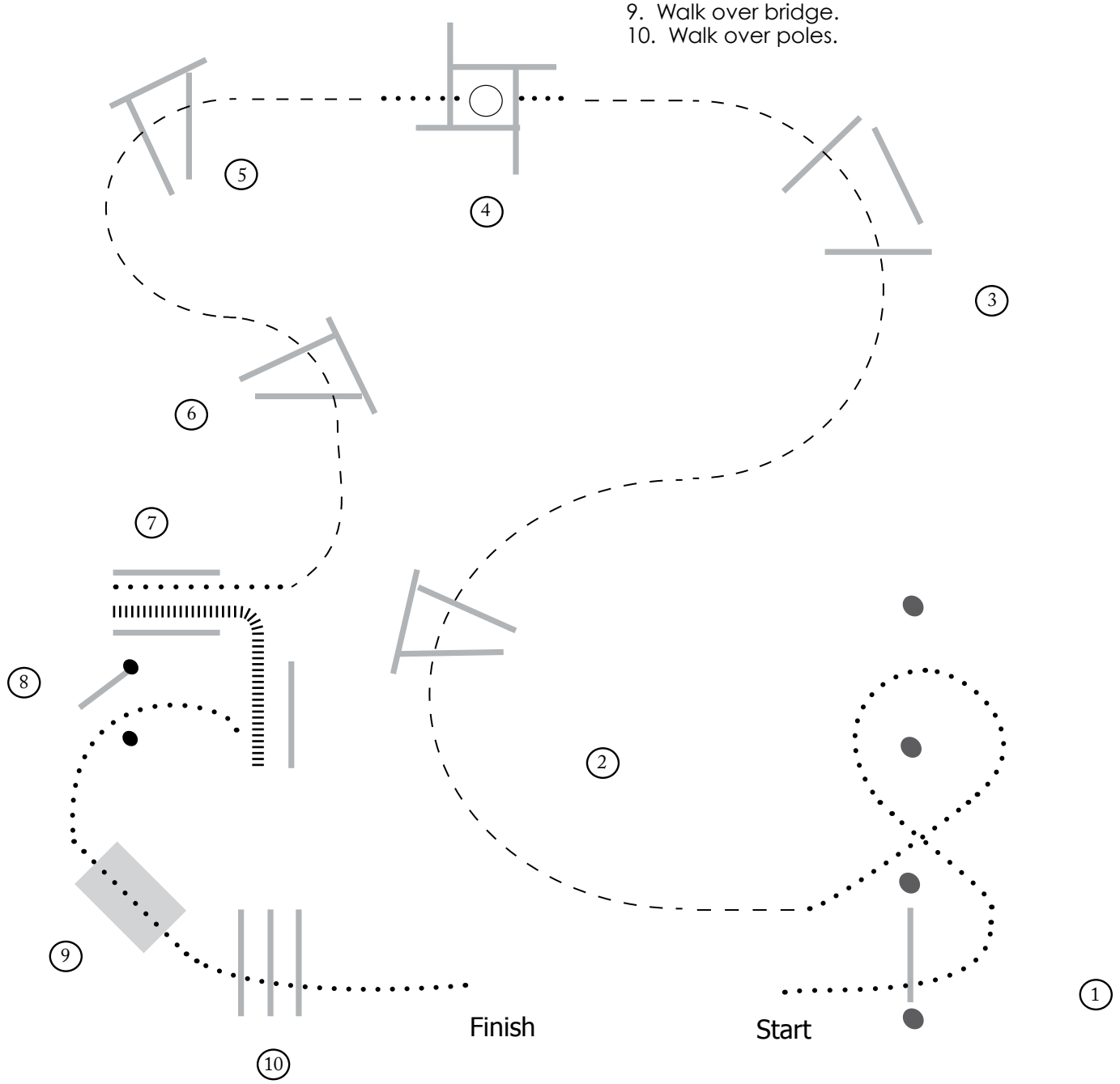

MOT 2021

Tim Kimura • Copyright 2021 • All Rights Reserved

Walk ····· Jog – – – Back IIIIIIII

Trail

Classes

1. Walk over pole, walk around cones.
2. Jog over poles.
3. Jog over poles.
4. Stop or break to walk, walk into box, execute 360° turn either direction, walk out of box.
5. Jog over poles.
6. Jog over poles.
7. Stop or break to walk, walk into and back between poles and back around corner.
8. Walk through open gate, turn left.
9. Walk over bridge.
10. Walk over poles.

Instructions

626 - PHBA AM W/T
627 - ApHC NP W/T
628 - ABRA AM W/T
631 - PHBA YA W/T 10-18
632 - ABRA YA W/T 18-U

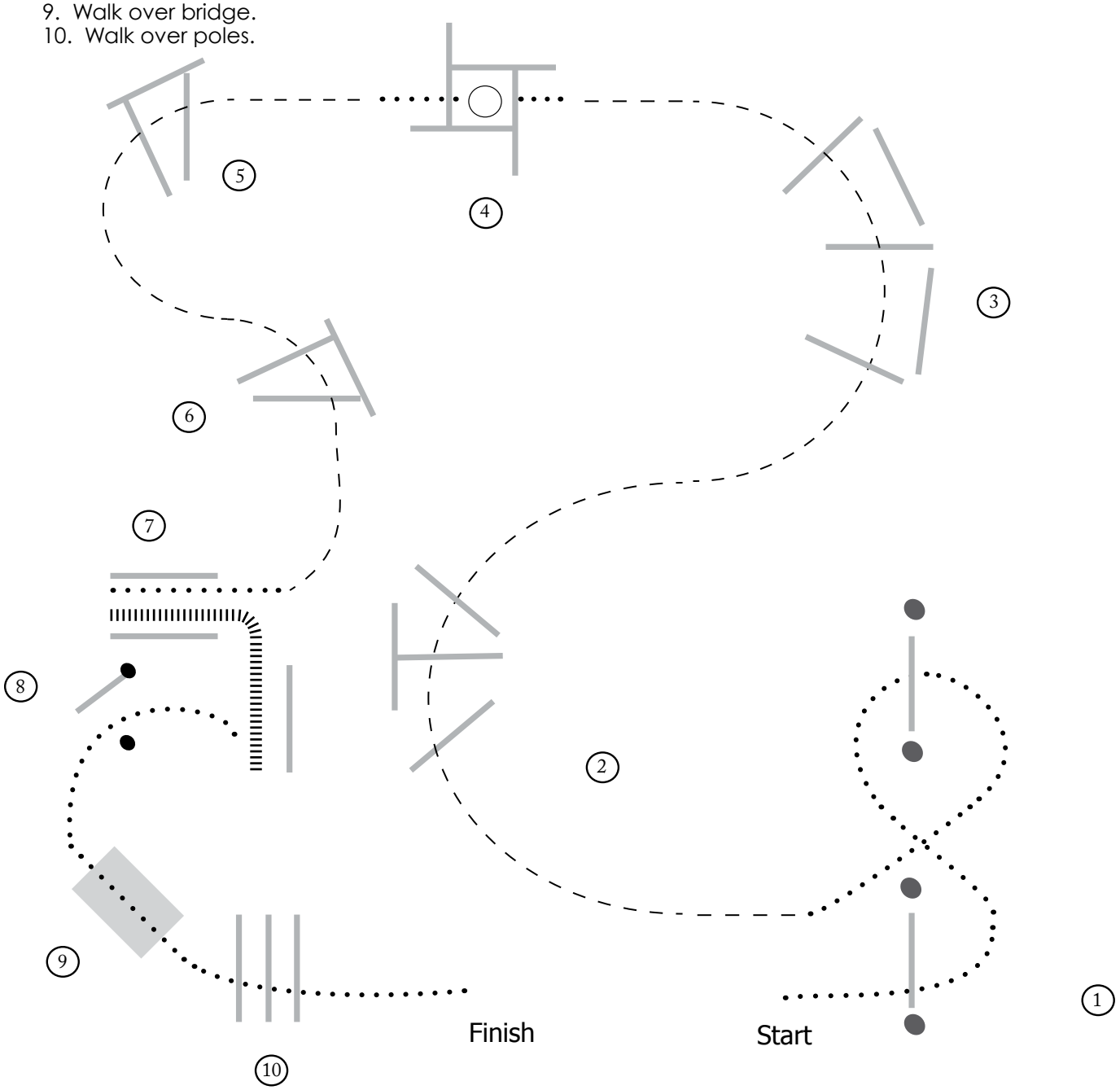

MOT 2021

Tim Kimura • Copyright 2021 • All Rights Reserved

Walk ····· Jog – – – Back IIIIIIII

Trail

Instructions

612 - ABRA OP
615 - ApHC OP
616 - PHBA OP Sr
617 - PHBA OP, PB

Classes

1. Jog over poles, jog a figure 8,
2. Lope, right lead, over poles.
3. Break to the jog, lope, left lead, over poles.
4. Stop or break to walk, walk into box, execute 360° turn either direction, walk out of box.
5. Jog over poles.
6. Stop or break to walk, walk up to and back between poles and back around corner.
7. Side pass left up to gate.
8. Work gate, left hand.
9. Walk over bridge.
10. Walk over poles.

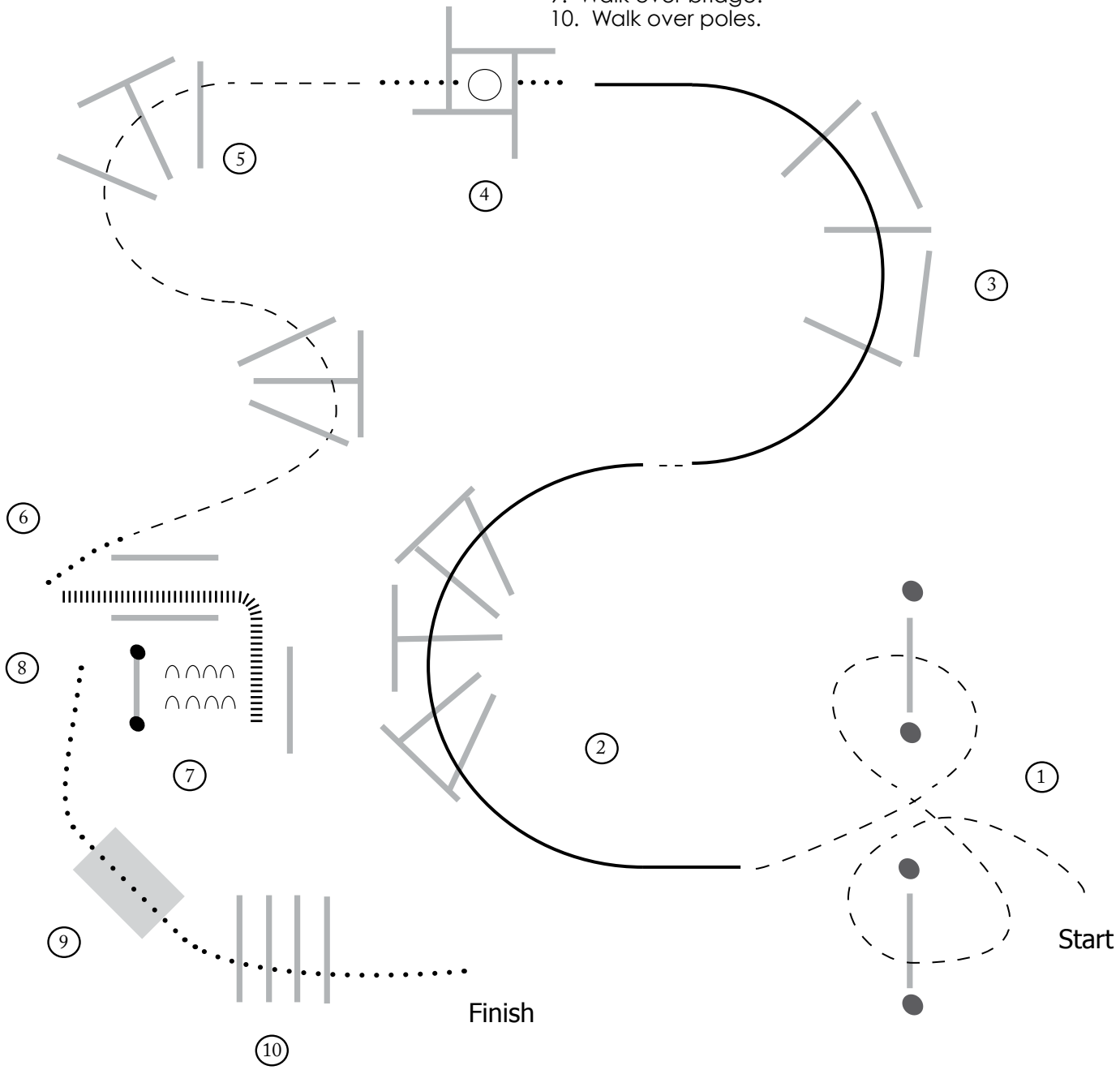

MOT 2021

Tim Kimura • Copyright 2021 • All Rights Reserved

Walk ..... Jog _ _ _ Lope —— Back IIIIIIII Sidepass ∩∩∩

Trail

Classes

1. Jog over poles, jog a figure 8,
2. Lope, right lead, over poles.
3. Break to the jog, lope, left lead, over poles.
4. Stop or break to walk, walk into box, execute 360° turn either direction, walk out of box.
5. Jog over poles.
6. Stop or break to walk, walk up to and back between poles and back around corner.
7. Side pass left up to gate.
8. Work gate, left hand.
9. Walk over bridge.
10. Walk over poles.

Instructions

618 - ApHC NP
619 - PHBA AM
620 - PHBA AM Select
621 - PHBA AM PB
622 - ABRA AM

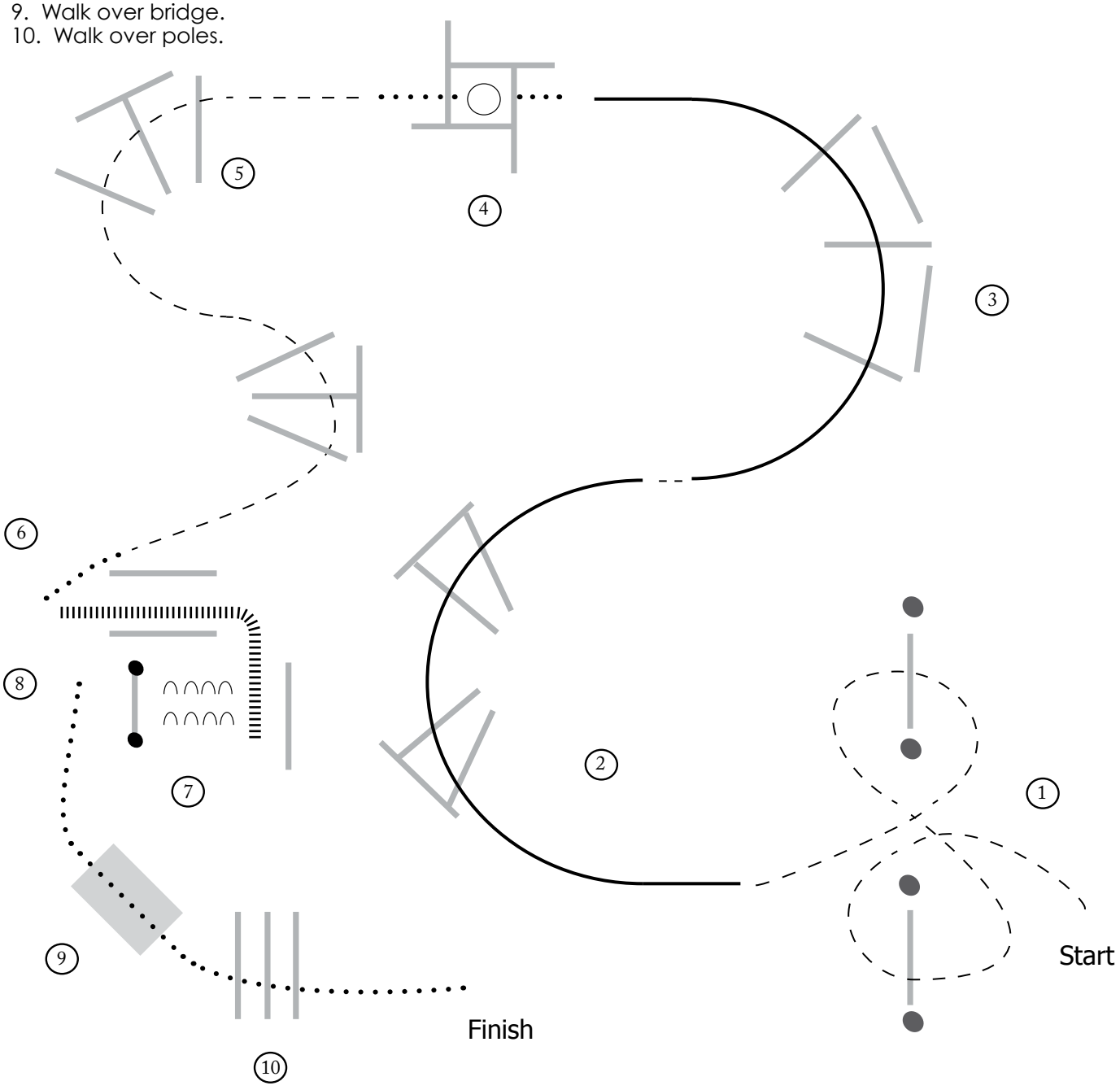

MOT 2021

Tim Kimura • Copyright 2021 • All Rights Reserved

Walk ..... Jog _ _ _ Lope —— Back ||||||| Sidepass ∩∩∩

Trail

Instructions

613 - ApHC Green
614 - PHBA JR
623 - PHBA YA
624 - ApHC YA
625 - ABRA YA

Classes

1. Jog over poles, jog a figure 8,
2. Lope, right lead, over poles.
3. Break to the jog, lope, left lead, over poles.
4. Stop or break to walk, walk into box, execute 360° turn either direction, walk out of box.
5. Jog over poles.
6. Stop or break to walk, walk up to and back between poles and back around corner.
7. Side pass left up to gate.
8. Work gate, left hand.
9. Walk over bridge.
10. Walk over poles.

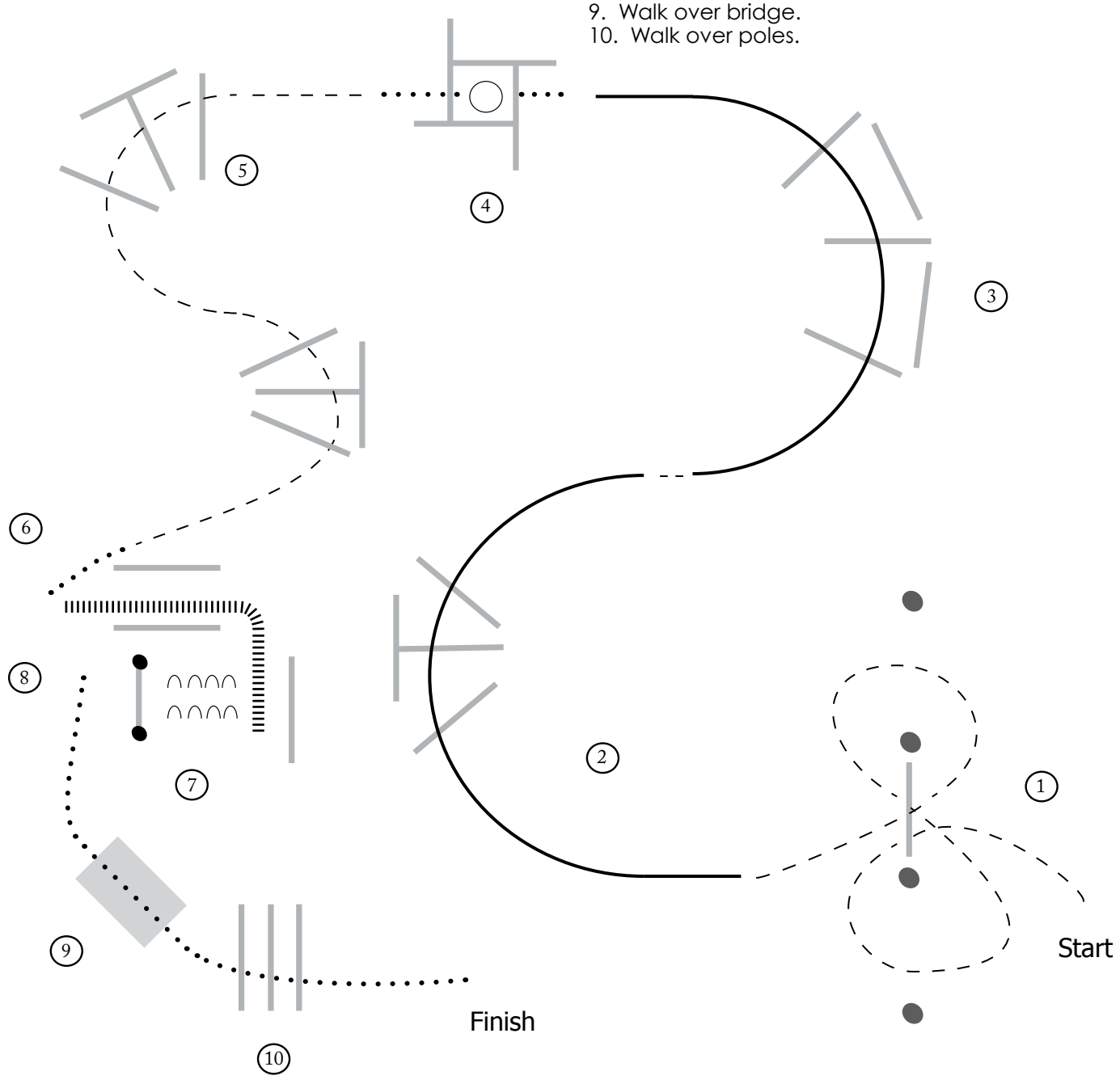

MOT 2021

Tim Kimura • Copyright 2021 • All Rights Reserved

Walk ..... Jog _ _ _ Lope —— Back IIIIIIII Sidepass ∩∩∩

Trail

Classes

1. Work gate, left hand.
2. You may walk forward, then jog over poles, jog into chute.
3. Back chute to chute.
4. You may walk forward, then jog over poles.
5. Jog over poles and around cones.
6. Stop or break to walk, walk over poles and into box.
7. Execute 360° turn either way, walk out of box.
8. Walk over poles, walk over bridge.

Instructions

147 - PtHA AM SR/EL W/T
148 - PtHA AM JR W/T
149 - PtHA AM W/T Solid

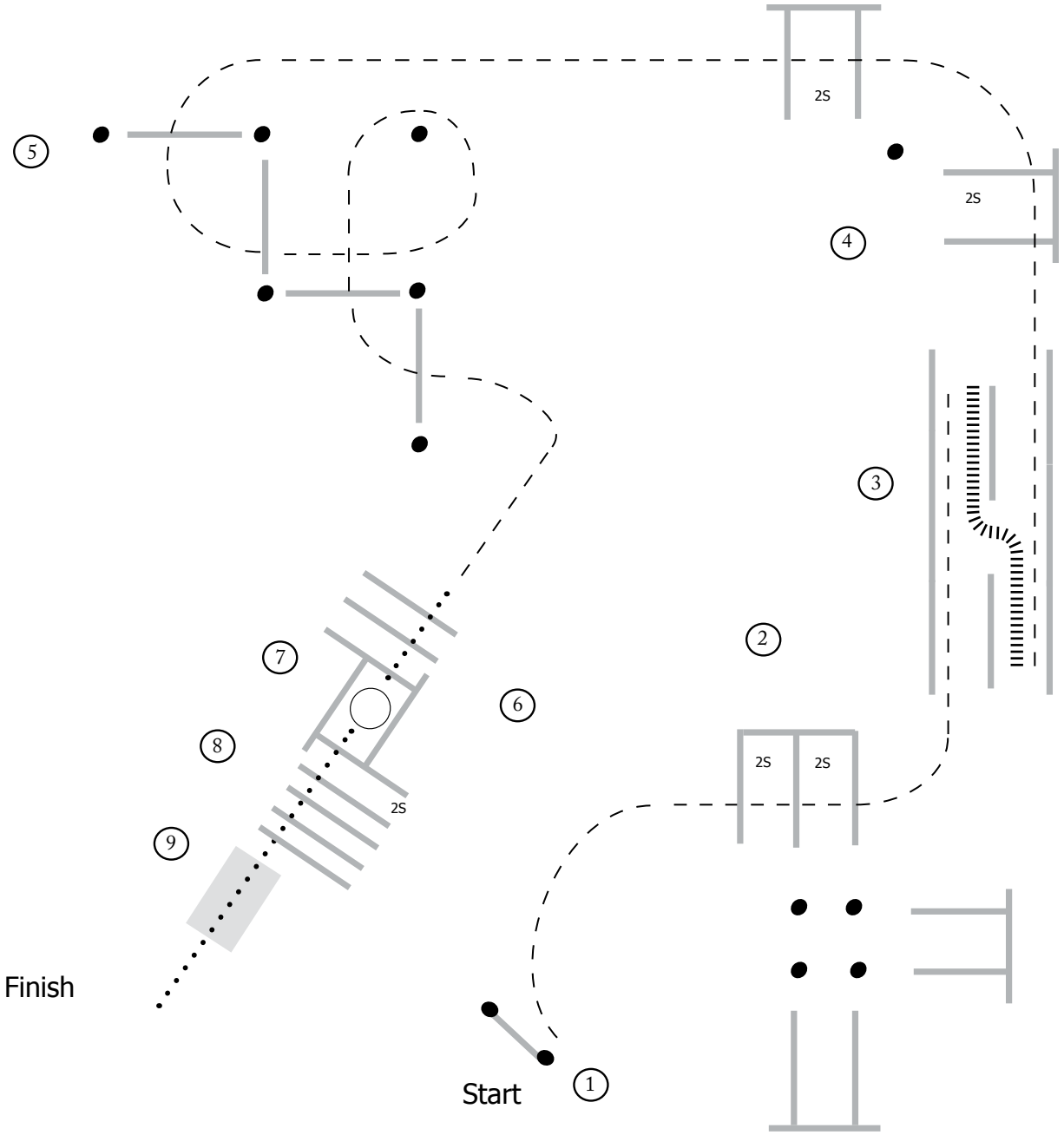

MOT 2021

Tim Kimura • Copyright 2021 • All Rights Reserved

Walk ••••• Jog – – – Back IIIIIIII

Trail

Instructions

150 - PtHA AM Novice
151 - PtHA OP Green

Classes

1. Work gate, left hand.
2. You may walk forward, then lope right lead, over poles.
3. Jog over poles and into chute, back chute to chute.
4. You may walk forward, then lope, left lead, over poles.
5. Jog over poles and around cones.
6. Jog over poles and into box.
7. Execute 360° turn either way, walk out of box.
8. Walk over poles, walk over bridge.

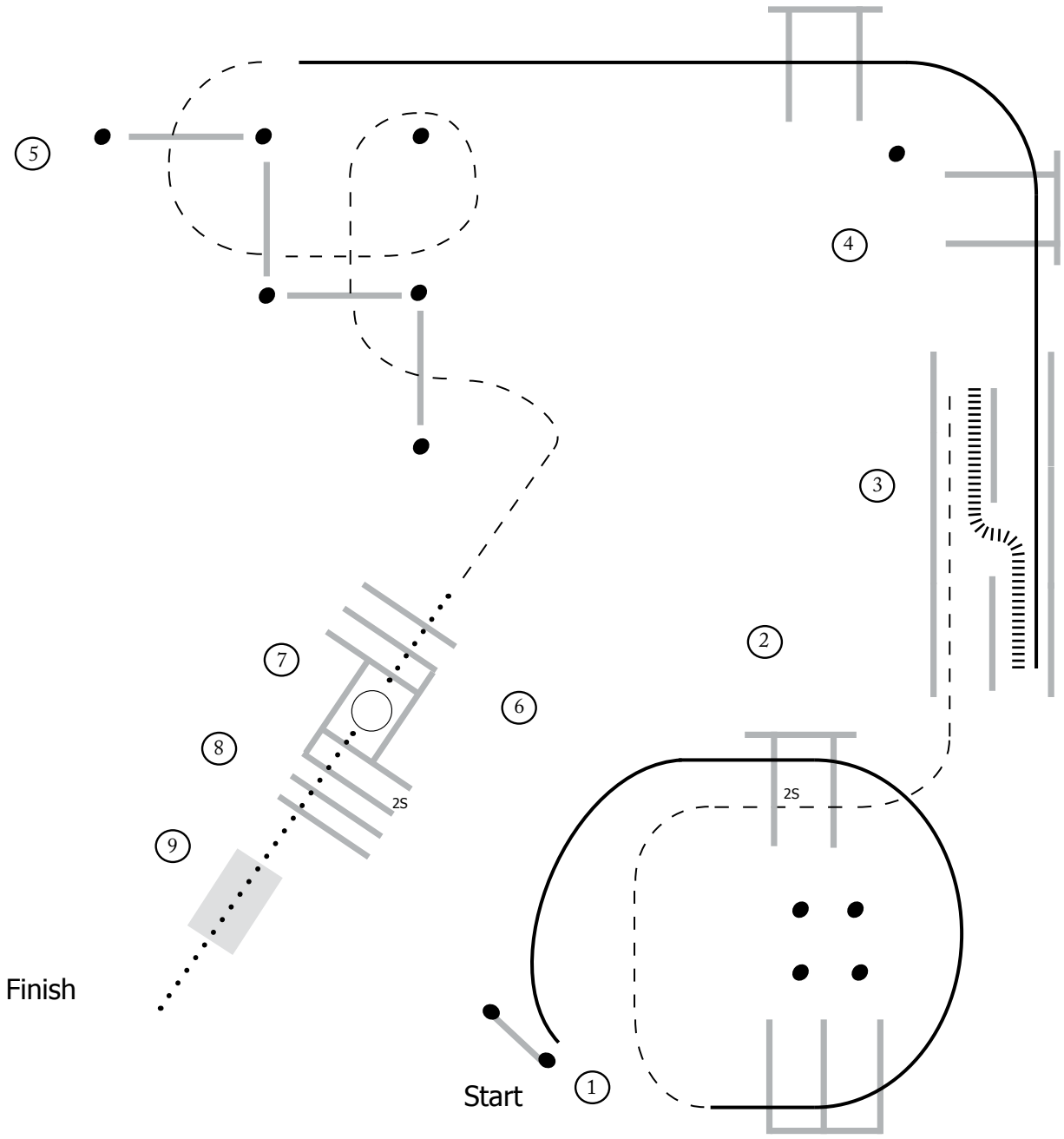

MOT 2021

Tim Kimura • Copyright 2021 • All Rights Reserved

Walk ..... Jog _ _ _ Lope —— Back IIIIIII

Trail

Classes

1. Work gate, left hand.
2. You may walk forward, then lope right lead, over poles.
3. Jog over poles and into chute, back chute to chute.
4. You may walk forward, then lope, left lead, over poles.
5. Jog over poles and around cones.
6. Jog over poles and into box.
7. Execute 360° turn either way, walk out of box.
8. Walk over poles, walk over bridge.

Instructions

152 - PtHA AM JR
153 - PtHA AM Sr
154 - PtHA AM Elite
155 - PtHA AM Solid
156 - PtHA OP 5 & Under
157 - PtHA OP Solid
158 - PtHA OP 6 & Over

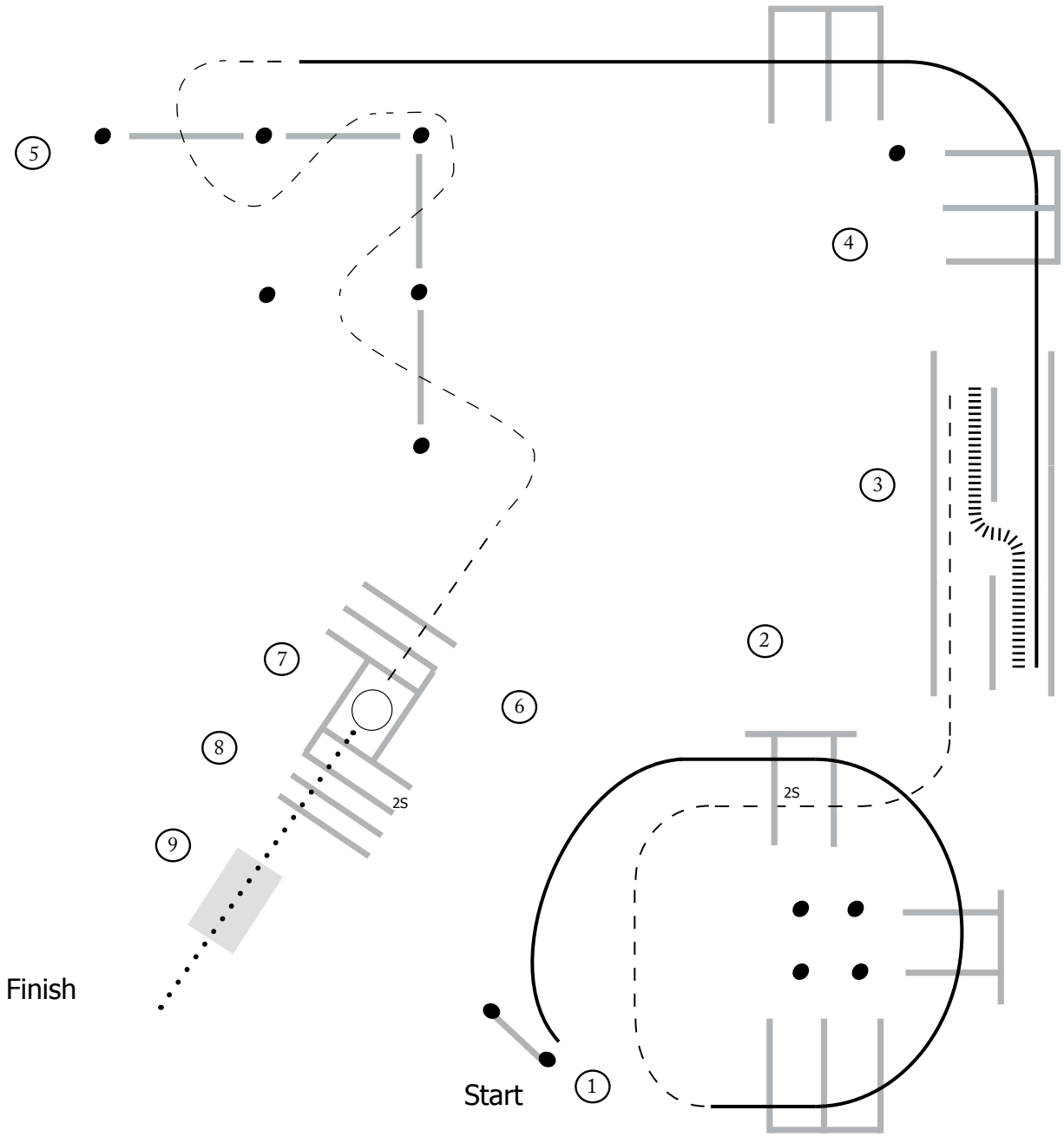

MOT 2021

Tim Kimura • Copyright 2021 • All Rights Reserved

Walk ..... Jog _ _ _ Lope —— Back ||||||| Sidepass ∩∩∩

Trail

Instructions

159 - Cash Challenge

Classes

1. Work gate, left hand.
2. You may walk forward, then lope right lead, over poles.
3. Jog over poles and into chute, back chute to chute.
4. You may walk forward, then lope, left lead, over poles.
5. Jog over poles and around cones.
6. Jog over poles and into box.
7. Execute 360° turn either way, walk out of box.
8. Walk over poles, walk over bridge.

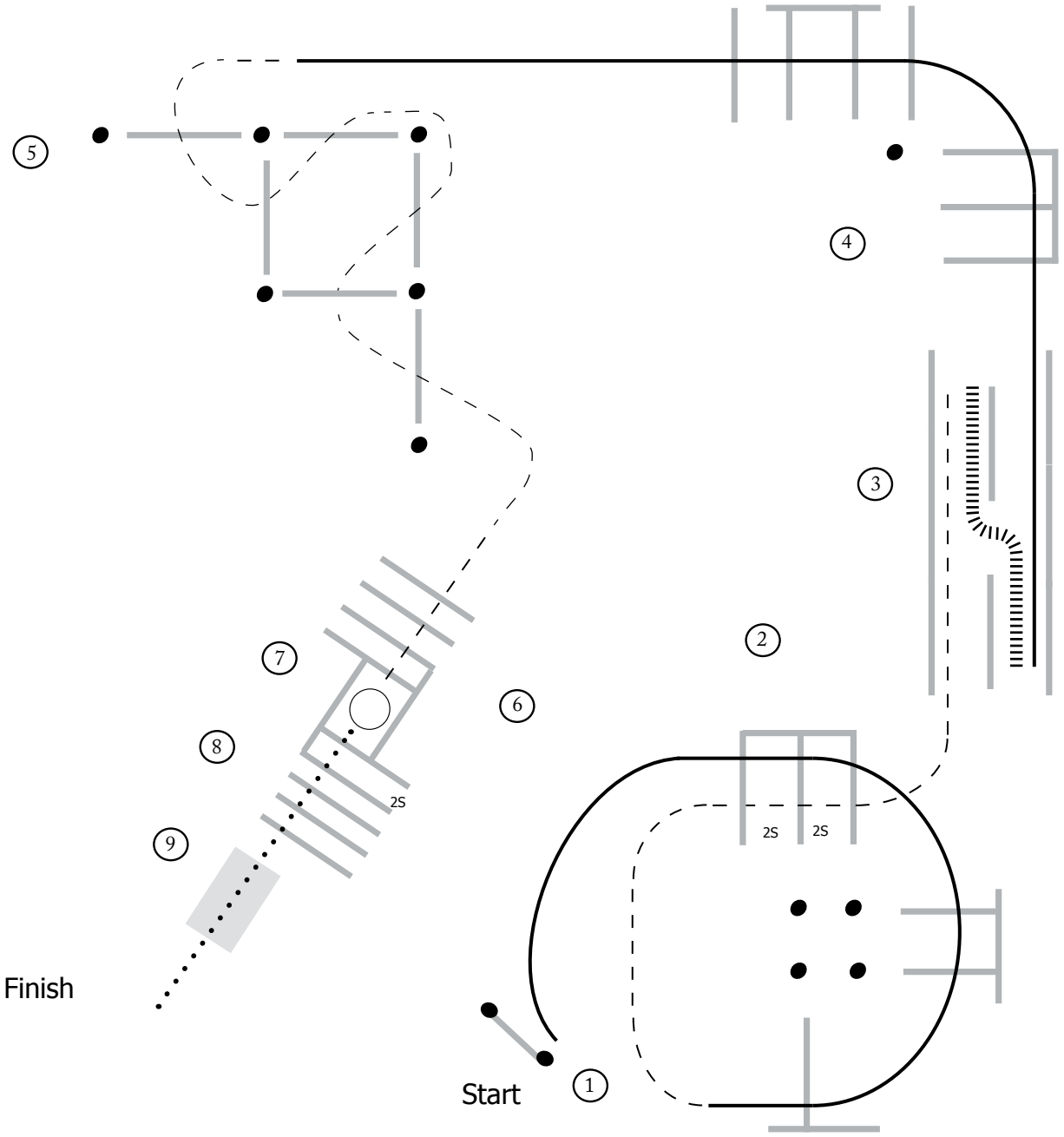

MOT 2021

Tim Kimura • Copyright 2021 • All Rights Reserved

Walk ..... Jog _ _ _ Lope —— Back ||||||| Sidepass ∩∩∩

Ranch Trail

Classes

1. Work gate, right hand.
2. Trot through serpentine and around cones and over log.
3. Extend trot over logs.
4. Walk into box, execute 360° turn either way, walk out of box.
5. Lope, left lead, between markers, trot over log and stop past barrels.
6. Walk over bridge.
7. Trot up to cone, side pass right, between logs.
8. Walk over logs.
9. Lope, right lead, over log.
10. Trot over jump, land at the trot, trot a few strides then stop.

Instructions

195 - Youth All Breed
196 - PtHA YA
197 - PtHA YA Solid
198 - PHBA YA
199 - ApHC YA
200 - ABRA YA

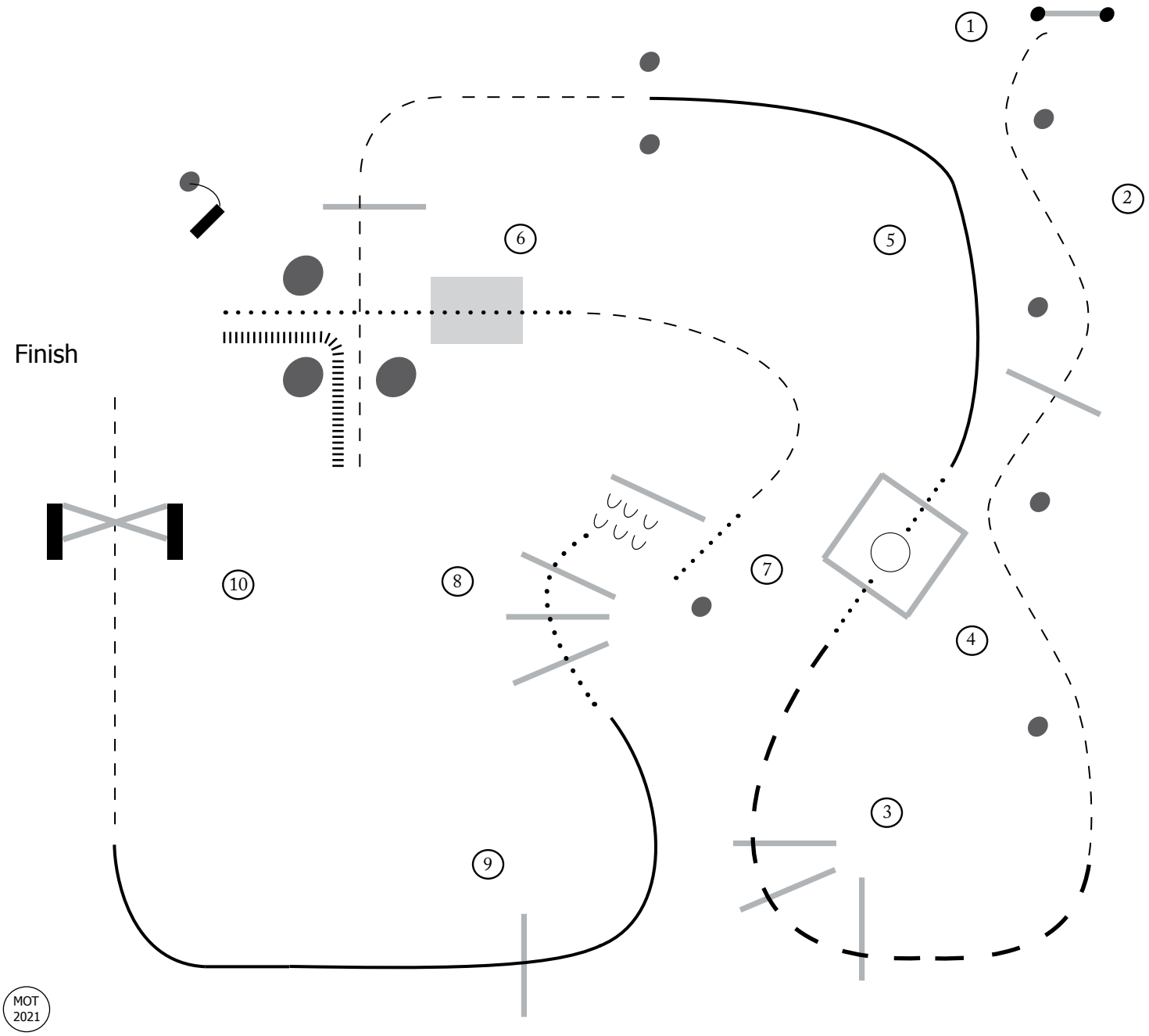

MOT 2021

Tim Kimura • Copyright 2021 • All Rights Reserved

Walk ····· Trot – – – Ext. trot — — Lope ——— Back IIIIIIIIIIIIIII Sidepass ∩∩∩

Ranch Trail

Instructions

201 - PtHA AM All Breed
202 - PtHA AM
203 - PtHA AM Solid
204 - PHBA AM
205 - ApHC NP
206 - ABRA AM

Classes

1. Work gate, right hand.
2. Trot through serpentine and around cones and over logs.
3. Extend trot over logs.
4. Walk into box, execute 360° turn either way, walk out of box.
5. Lope, left lead, between markers, trot over log and stop past barrels.
6. Walk over bridge.
7. Trot up to log, step over log, side pass right over log.
8. Walk over logs.
9. Lope, right lead, over log.
10. Trot over jump, land at the trot, trot to drag.
11. Grab rope, drag the log, walk or trot around marker, replace rope on hook.

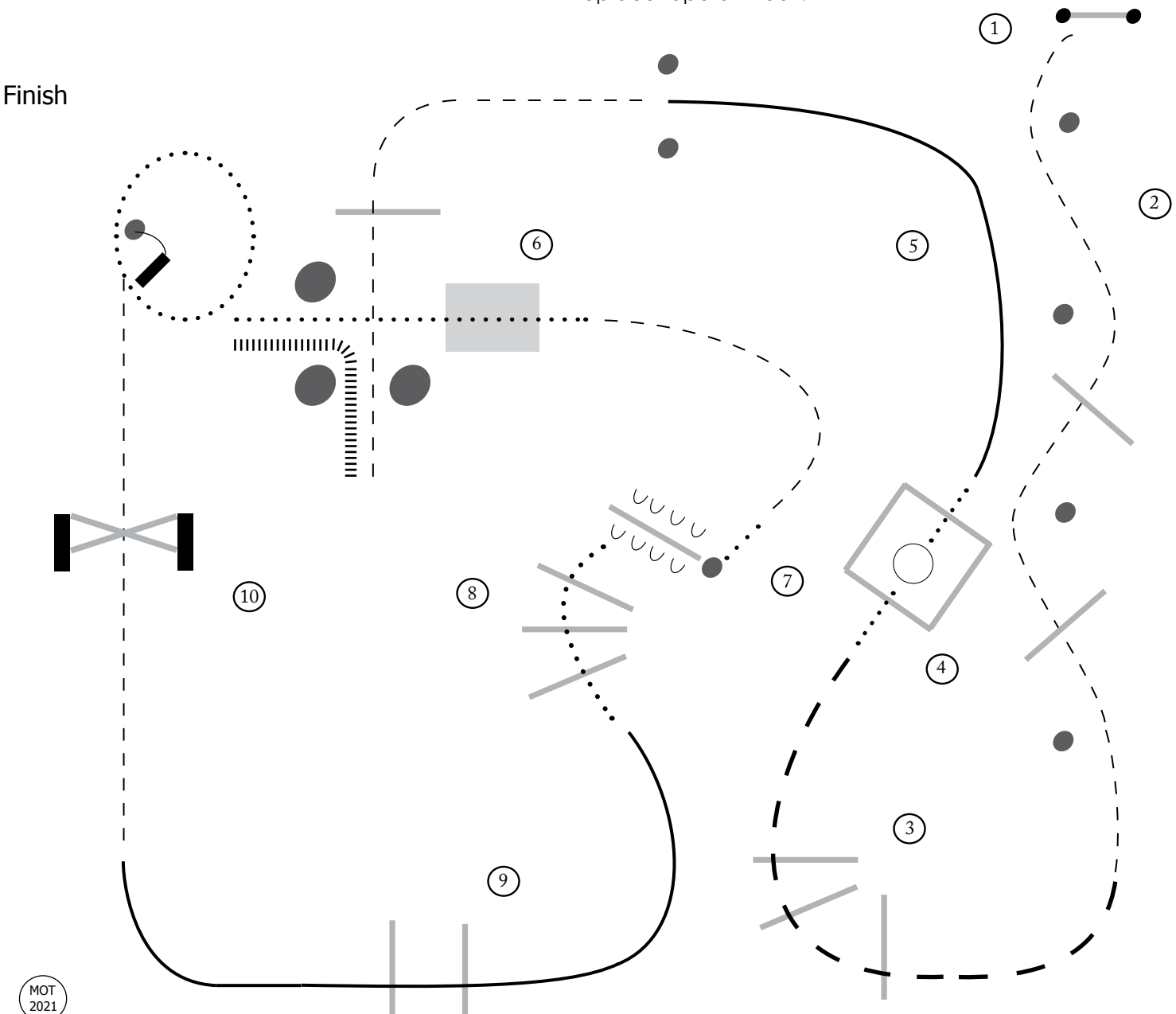

MOT 2021

Tim Kimura • Copyright 2021 • All Rights Reserved

Walk ····· Trot – – – Ext. trot — — Lope ——— Back IIIIIIIIIIIIIIII Sidepass ∩∩∩

Ranch Trail

Classes

1. Work gate, right hand.
2. Trot through serpentine and around cones and over logs.
3. Extend trot over logs.
4. Walk into box, execute 360° turn either way, walk out of box.
5. Lope, left lead, between markers, trot over log and stop past barrels.
6. Walk over bridge.
7. Trot up to log, step over log, side pass right over log.
8. Walk over logs.
9. Lope, right lead, over log.
10. Trot over jump, land at the trot, trot to drag.
11. Grab rope, drag the log, walk or trot around marker, replace rope on hook.

Instructions

207 - PtHA OP All Breed
208 - PtHA OP
209 - PtHA OP Solid
210 - PtHA OP Mule
211 - PHBA OP
212 - ApHC OP
213 - ABRA OP

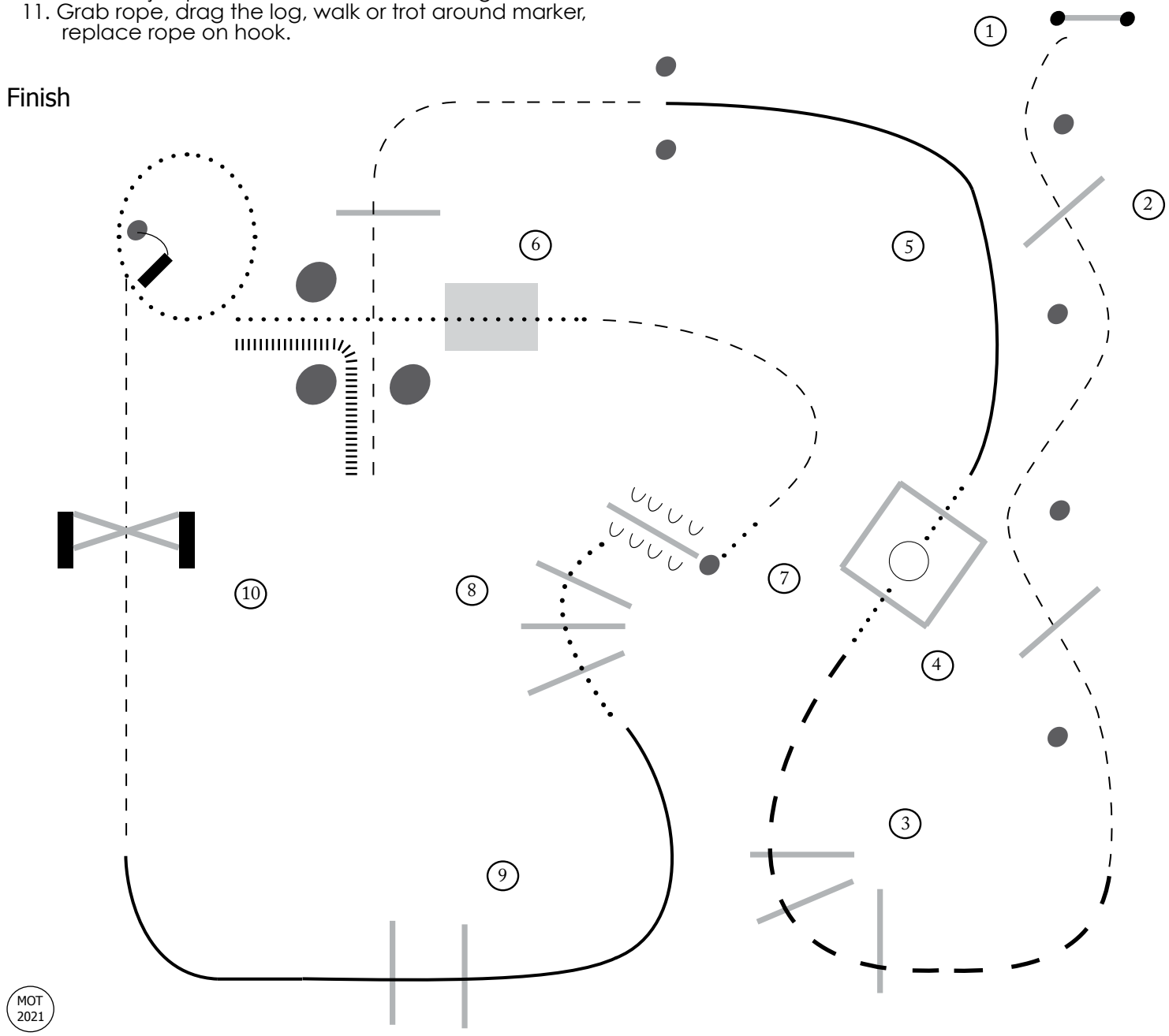

MOT 2021

Tim Kimura • Copyright 2021 • All Rights Reserved

Walk ····· Trot – – – Ext. Trot — — Lope ——— Back IIIIIIIIIIIIIII Sidepass ∩∩∩

Ranch Trail

Instructions

193 - All Breed YA W/T
194 - All Breed AM W/T

Classes

1. Work gate, right hand.
2. Trot through serpentine and around cones.
3. Extend trot over logs.
4. Walk into box, execute 360° turn either way, walk out of box.
5. Extend trot between markers, collect trot, trot over log and stop past barrels.
6. Walk over bridge.
7. Trot up to cone, side pass right, between logs.
8. Walk over logs.
9. Extend trot over log.
10. Collect trot, trot up to logs, walk over logs, then stop.

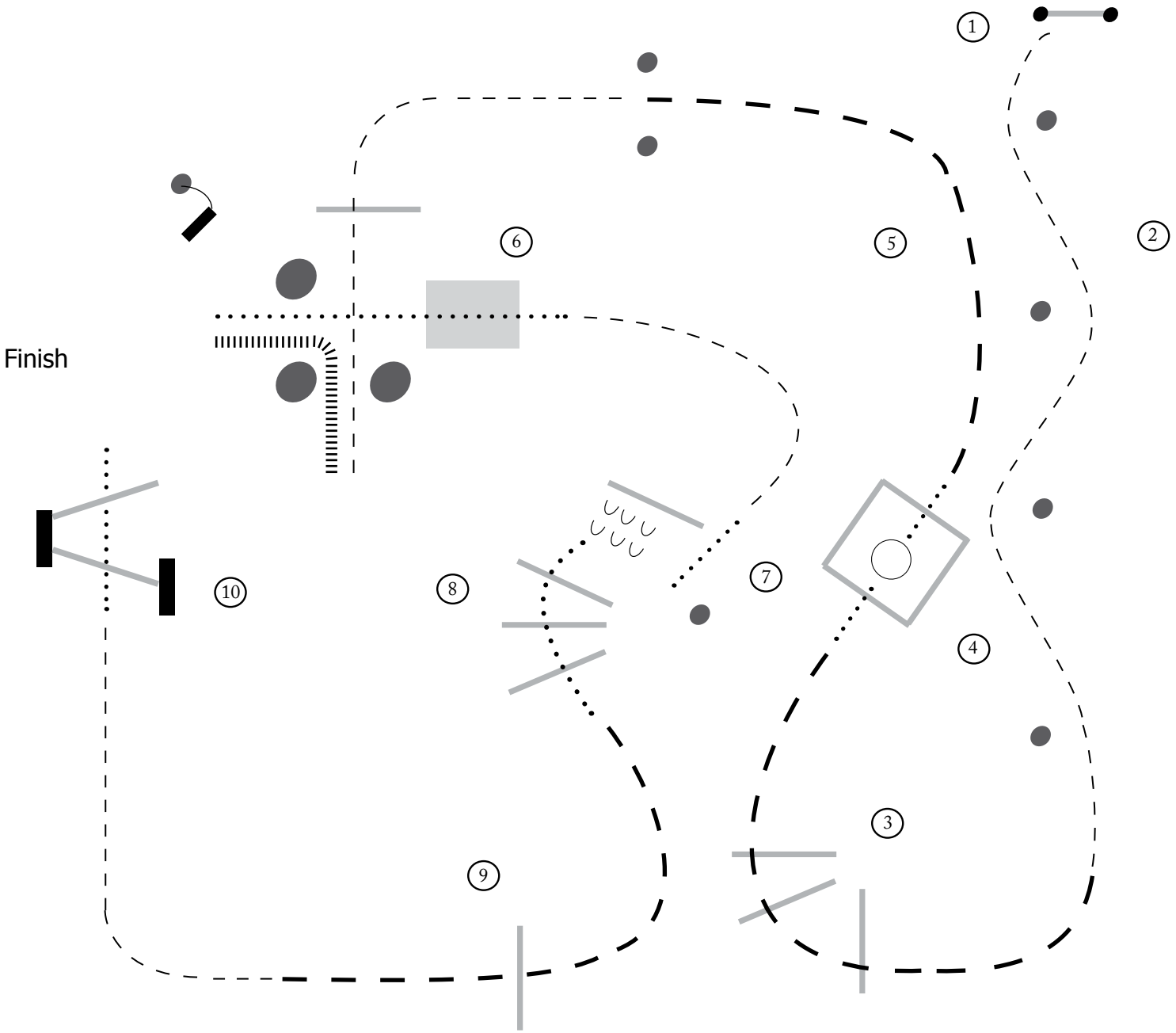

Walk ····· Trot – – – Ext. Trot — — Lope ——— Back IIIIIIIIIIIIIII Sidepass ∩∩∩

Obstacle Driving

Classes

246 - PtHA YA Mini/B Mini/Pony
247 - PtHA AM Mini/B Mini/Pony
248 - PtHA OP Miniature
249 - PtHA OP B Miniature
251 - PtHA OP Solid Mini/B Mini
250 - PtHA OP Pony
561 - PtHA OP Mini Donkey
562 - PtHA OP Mule
563 - PtHA OP Donkey

Instructions

1. Trot through serpentine.
2. Strong trot through obstacles.
3. Walk into chute, back, walk out of chute.
4. Walk through U.
5. Trot through poles.
6. Walk over simulated water and to exit.

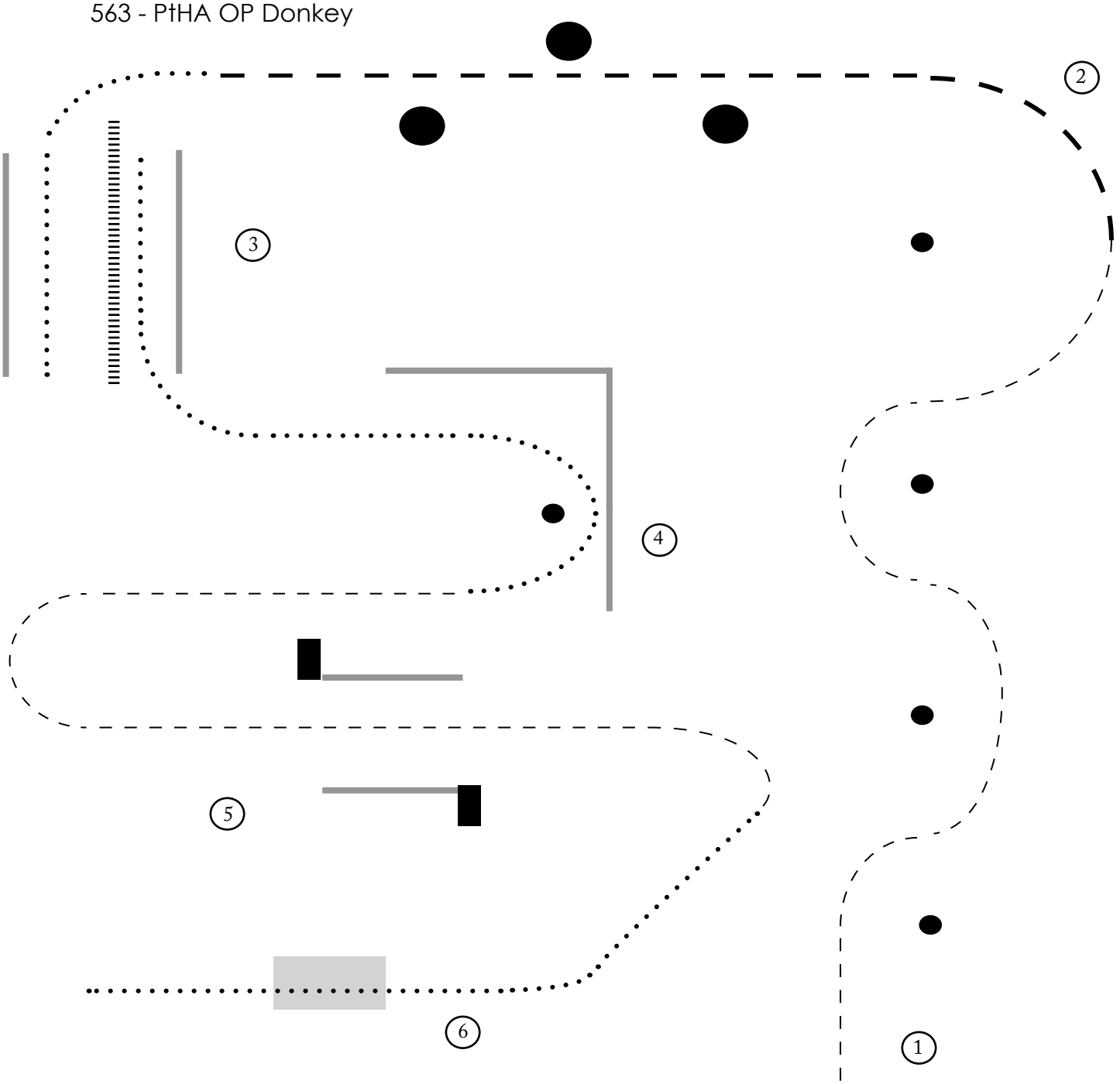

Walk ..... Trot - - - Strong Trot — — Back IIIIIII

Reinsmanship

Instructions

1. Walk curve to B.
2. Working trot figure 8.
3. Strong trot to C.
4. Slow trot serpentine around C, D, E.
5. Stop at F.
6. Back.
7. Walk to exit.

Classes

346 - PtHA YA Pony/Mini/B Mini
347 - PtHA AM Pony/Mini/B Mini

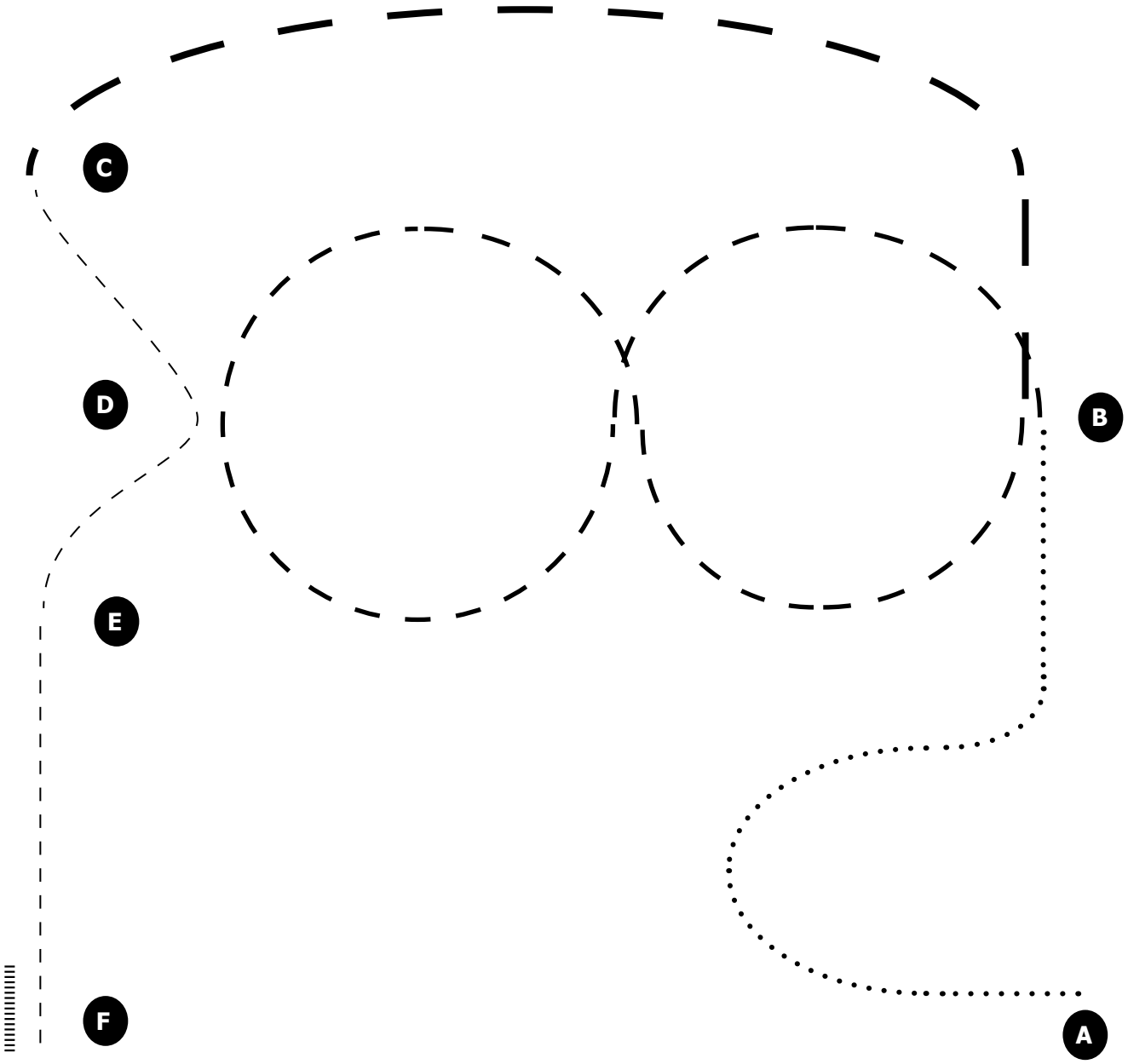

Walk ····· Slow Trot – – – Working Trot — — Strong Trot ——— Back

Ranch Fundamental

Instructions

1. Trot to and through serpentine obstacles
2. Walk over logs and brush pile
3. Walk over bridge, trot to fence
4. Tie to the fence
5. While tied, push hip left, then right, pick up a front and back foot, untie from the fence
6. Back in the chute, walk to the round pen gate
7. Open gate and walk through, shut the gate. Turn equine loose
8. Demonstrate the walk, trot and lope for 30 seconds. Catch the equine and walk to exit.

Classes

406 - PtHA Yearling Horse
407 - PtHA Yearling Mule

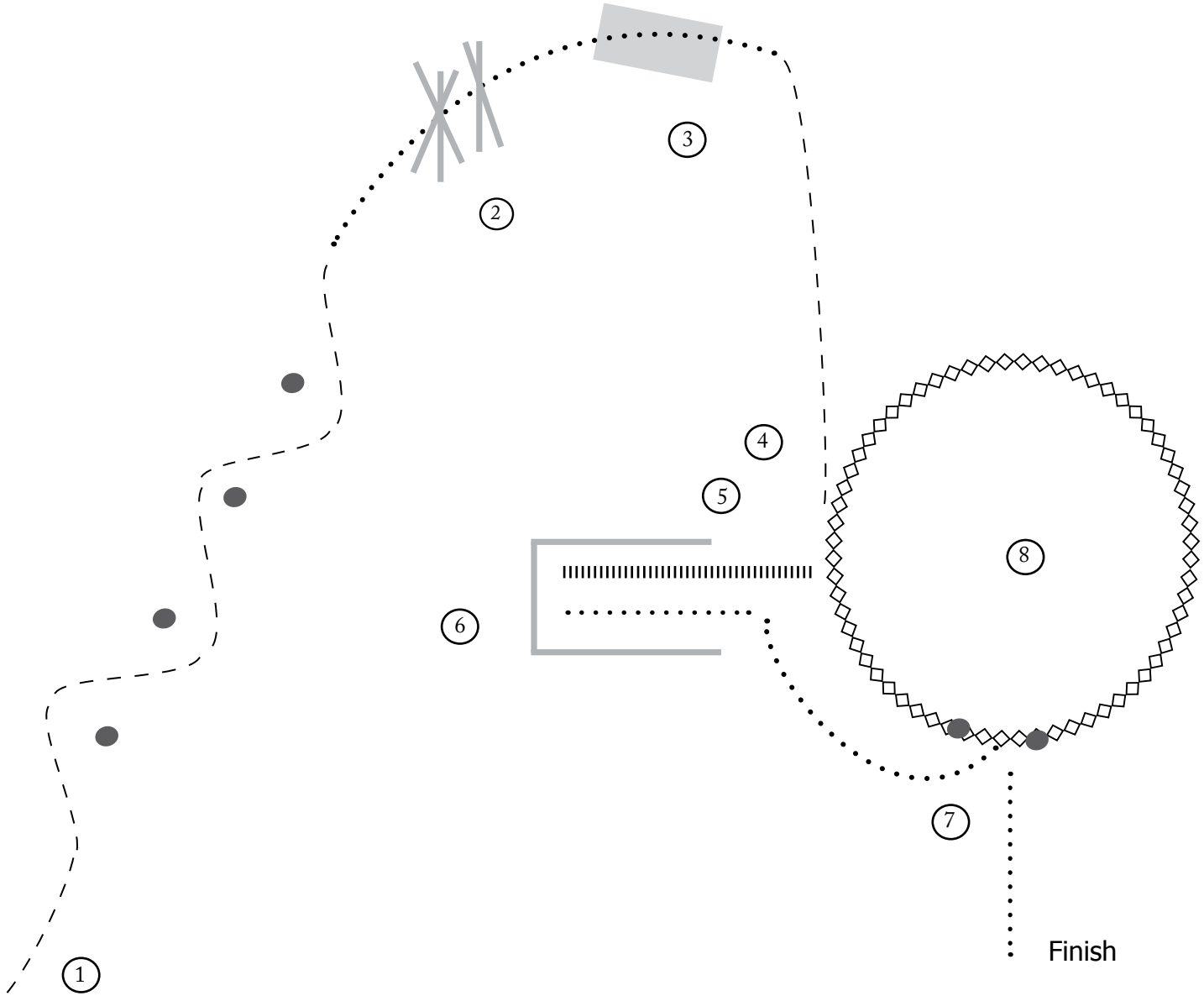

Walk ····· Trot – – – Back IIIIIIII

Halter

Ring stewards will direct exhibitors in all halter classes. The patterns below are only meant to give exhibitors a general idea of the class procedure. After pattern is complete, ring stewards will line exhibitors up head to tail to be inspected. Exception: pleasure and saddle types will stand for inspection prior to trotting away from judges.

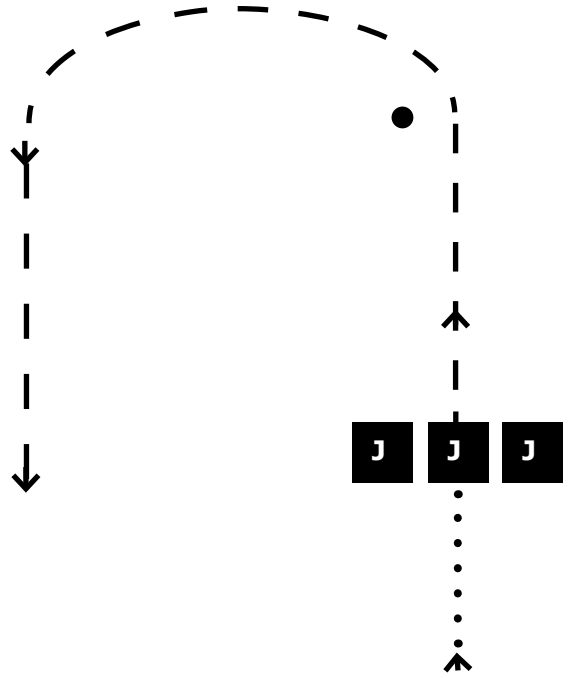

Stock Type

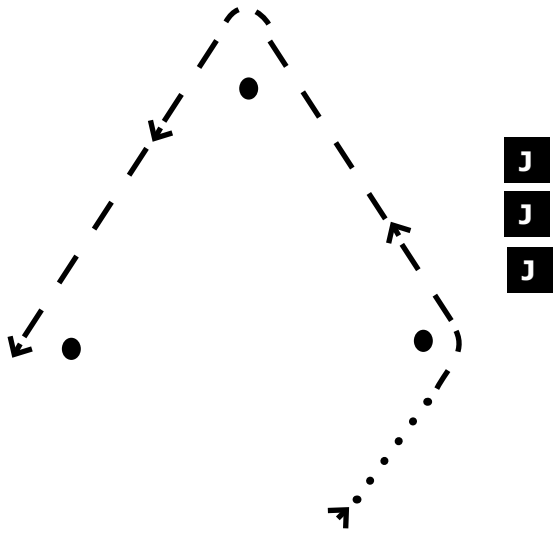

Hunter Type

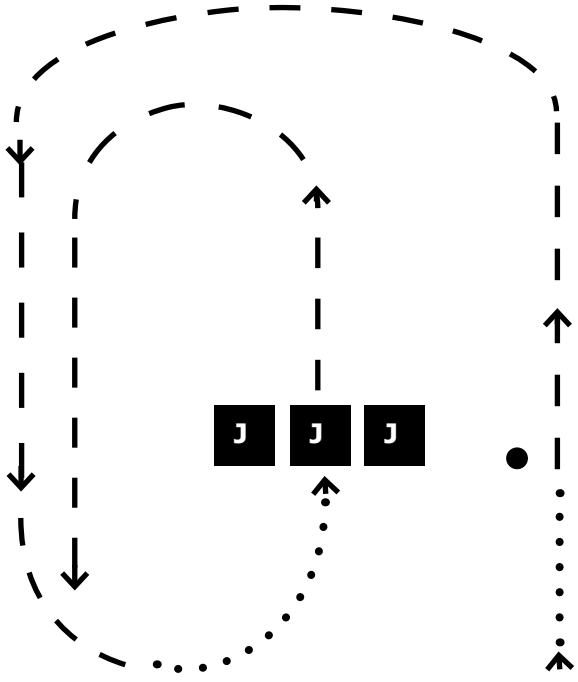

Miniature

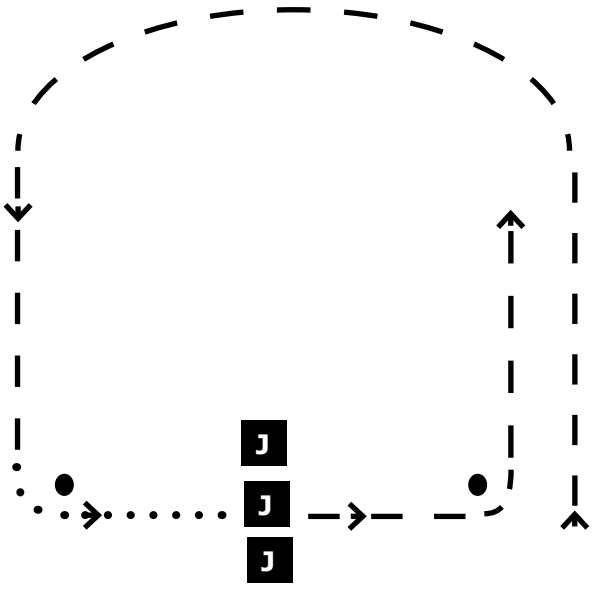

Pleasure and Saddle Type

PtHA

CORPORATE PARTNERS

DIAMOND SPUR

TULSA CONVENTION & VISITORS BUREAU

TWIN CITIES SOUTH TRAILERS

Sundowner TRAILERS

GOLD SPUR

Tioga Territory

HYATT REGENCY TULSA

EQUINE EQUIPMENT Manufacturers Discounts for the Horse World

BILL KNIGHT FORD

THE RIGHT HORSE INITIATIVE A Program of the ASPCA

Circle G Ranch Supply Company

EMBASSY SUITES HOTELS®

SILVER SPUR

Wrangler

Gist SILVERSMITHS

Shorty's

RENT a STALL MAT

STATE LINE TACK® We make riding affordable.

Kensington Since 1954

JEFF KIRKBRIDE Photography

EXPO SQUARE

AMERICAN NATIONAL

BRONZE SPUR

FOREWHEELER golf cars

Anchor Graphics Labels & More... For All Your Printing Needs! www.anchorgraphics.com

BOOT BARN

PURINA

Top Quality Great Value PERRI'S WWW.PERRISLEATHER.COM

STEEL SPUR

Arena Werks

THE EQUINE CHRONICLE