

PATTERN BOOK



PINTO WORLD CHAMPIONSHIP SHOW®
JUNE 14-26, 2021
BUILT FORD TOUGH LIVESTOCK COMPLEX
TULSA, OKLAHOMA



TABLE OF CONTENTS

| | |
|-------------------------------------|-------|
| Bareback English Equitation | 20-21 |
| Bareback Western Horsemanship. | 28-29 |
| English Equitation | 14-19 |
| English Showmanship..... | 2-7 |
| Equitation Over Fences | 39 |
| Halter..... | 65 |
| Hunter Over Fences In-Hand | 42-43 |
| Hunter Hack..... | 37 |
| Jumping..... | 40 |
| Jumping In-Hand..... | 41 |
| Obstacle Driving..... | 63 |
| Ranch Reining.. .. | 33 |
| Ranch Riding..... | 30-32 |
| Ranch Trail..... | 62 |
| Reinsmanship..... | 64 |
| Trail..... | 47-61 |
| Trail in Hand..... | 44-46 |
| Western Horsemanship | 22-27 |
| Western Riding..... | 34-36 |
| Western Showmanship | 8-13 |
| Working Hunter Over Fences | 38 |

Please note: Many PTHA Equitation, Horsemanship and Showmanship classes have a *Preliminary* and *Final* pattern. The *Final* pattern will ONLY be used if there are more than 25 entries and the class is split according to the Split Classes rule in the 2021 Pinto World Championship Premium Book. In this case, only the recalls will perform the *Final* pattern. The finals class will run after the other age divisions of the same class. If the class is not split, ONLY the *Preliminary* pattern will be used.

English Showmanship

Classes

PRELIM

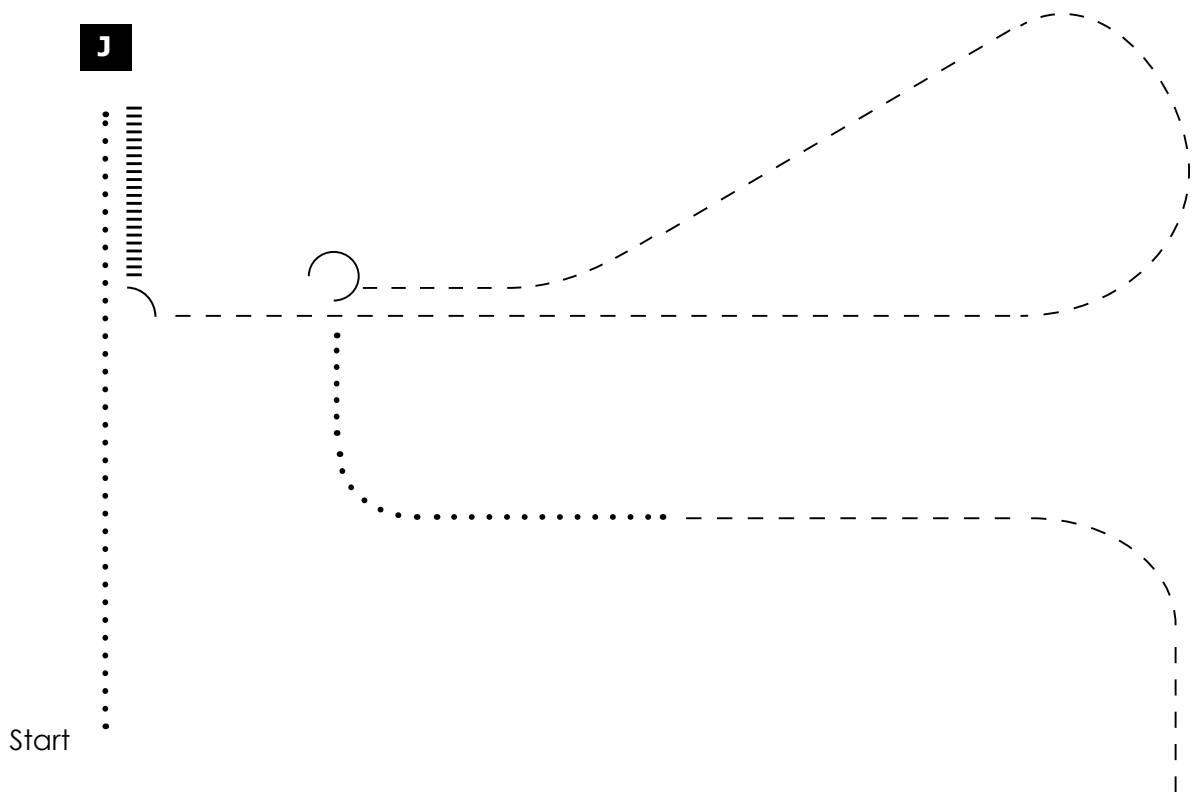
- 3 - YA Novice
- 15 - YA Walk/Trot 11-18
- 16 - YA Walk/Trot 11-18
Solid Horse/Pony
- 17 - YA Walk/Trot 10&U
- 681 - Amateur Novice
- 694 - AM Solid Horse

FINALS

- 18 - YA Walk/Trot 10 & U
Solid Horse/Pony
- 524 - AM Pony/Mini/B Mini
- 525 - YA Pony/Mini/B Mini
- 649 - YA PL/SD Type
- 650 - AM PL/SD Type

Instructions

1. Walk
2. Stop, set up.
3. Inspection
4. Back, execute ¼ turn
5. Trot
6. Stop, execute ¾ turn
7. Walk
8. Trot to exit



Walk

Trot - - - -

Back |||||

Judge



English Showmanship

Instructions

1. Walk
2. Trot
3. Stop, set up.
4. Inspection
5. Back, execute 1½ turn
6. Trot
7. Walk
8. Trot to exit

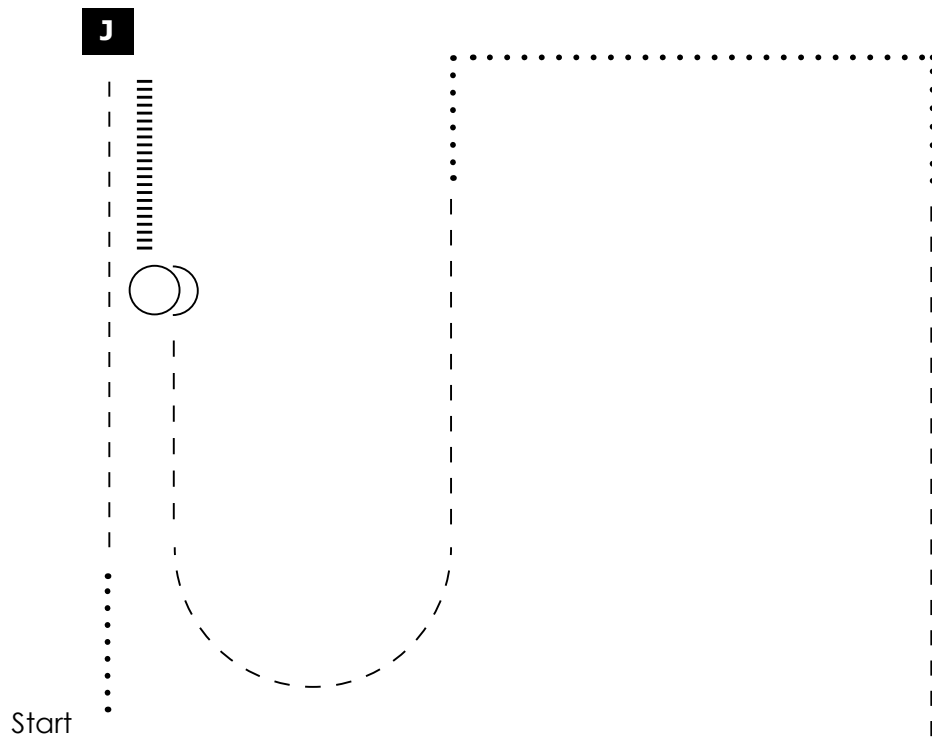
Classes

PRELIM

- 1 - YA JR ST/HN Type
- 680 - AM Elite ST/HN Type

FINALS

- 3 - YA Novice
- 14 - YA Solid Horse/Pony
- 15 - YA Walk/Trot 11-18
- 16 - YA Walk/Trot 11-18
Solid Horse/Pony
- 17 - YA Walk/Trot 10&U
- 681 - Amateur Novice
- 694 - AM Solid Horse



Walk

Trot - - - - -

Back |||||

Judge **J**

English Showmanship

Classes

PRELIM

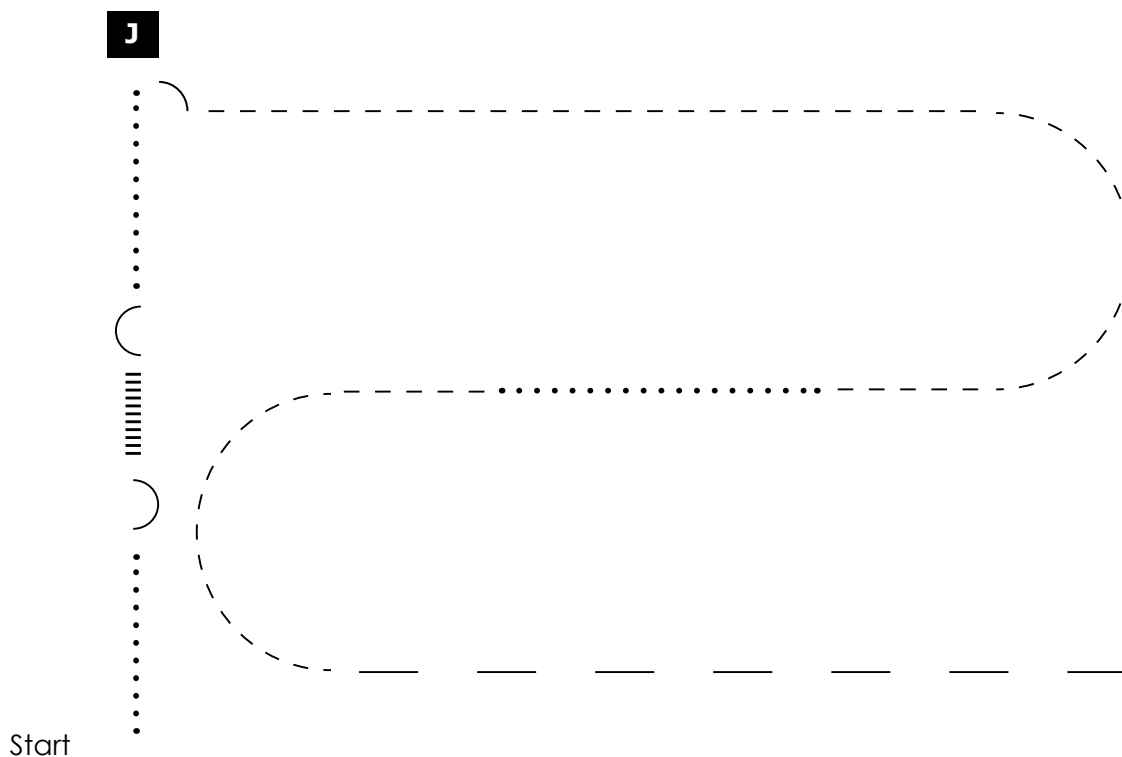
- 2 - YA SR ST/HN Type
- 678 - AM JR ST/HN Type
- 679 - AM SR ST/HN Type

FINALS

- 1 - YA JR ST/HN Type
- 680 - AM Elite ST/HN Type

Instructions

1. Walk
2. Stop, execute ½ turn
3. Back, execute ½ turn
4. Walk, stop, set up
5. Inspection
6. Execute ¼ turn
7. Trot
8. Walk
9. Trot
10. Extended trot to exit



Walk

Trot - - - - -

Extended Trot — — — — —

Back |||||

Judge



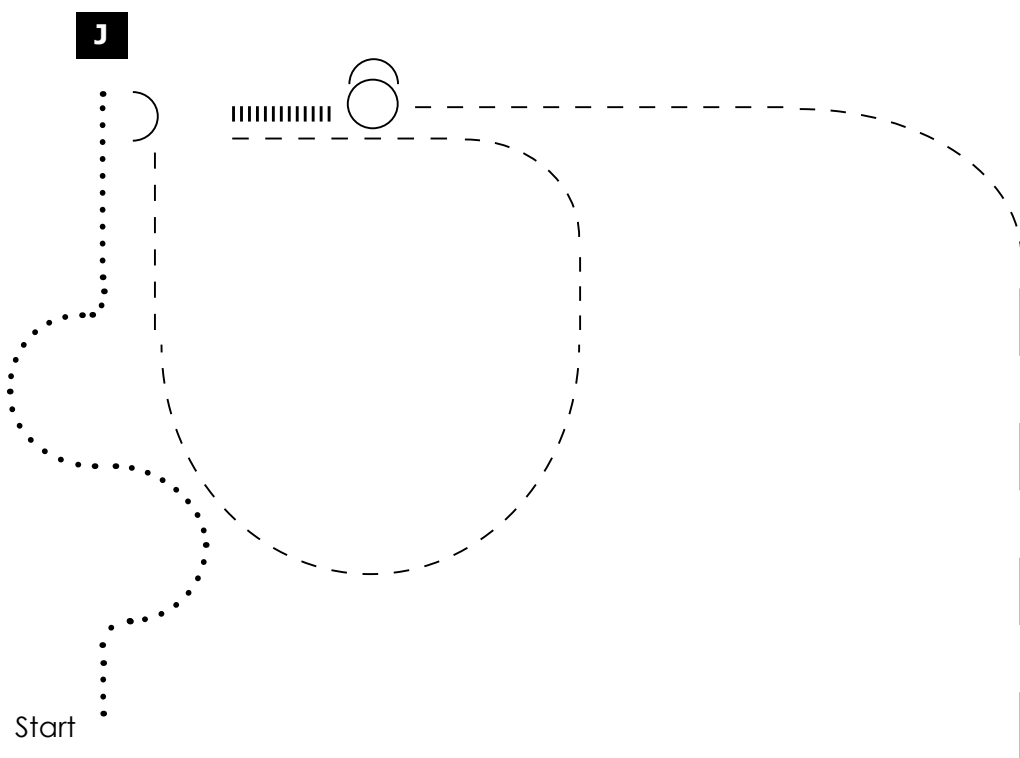
English Showmanship

Instructions

1. Walk
2. Stop, set up
3. Inspection
4. Execute ½ turn
5. Trot
6. Stop, back
7. Execute 1½ turn
8. Trot
9. Extended trot to exit

Classes

FINALS
2 - YA SR ST/HN Type
678 - AM JR ST/HN Type
679 - AM SR ST/HN Type



Walk

Trot - - - -

Extended Trot — — — —

Back |||||

Judge

J

English Showmanship

Classes

PRELIM

695 - AM Jr Walk/Trot

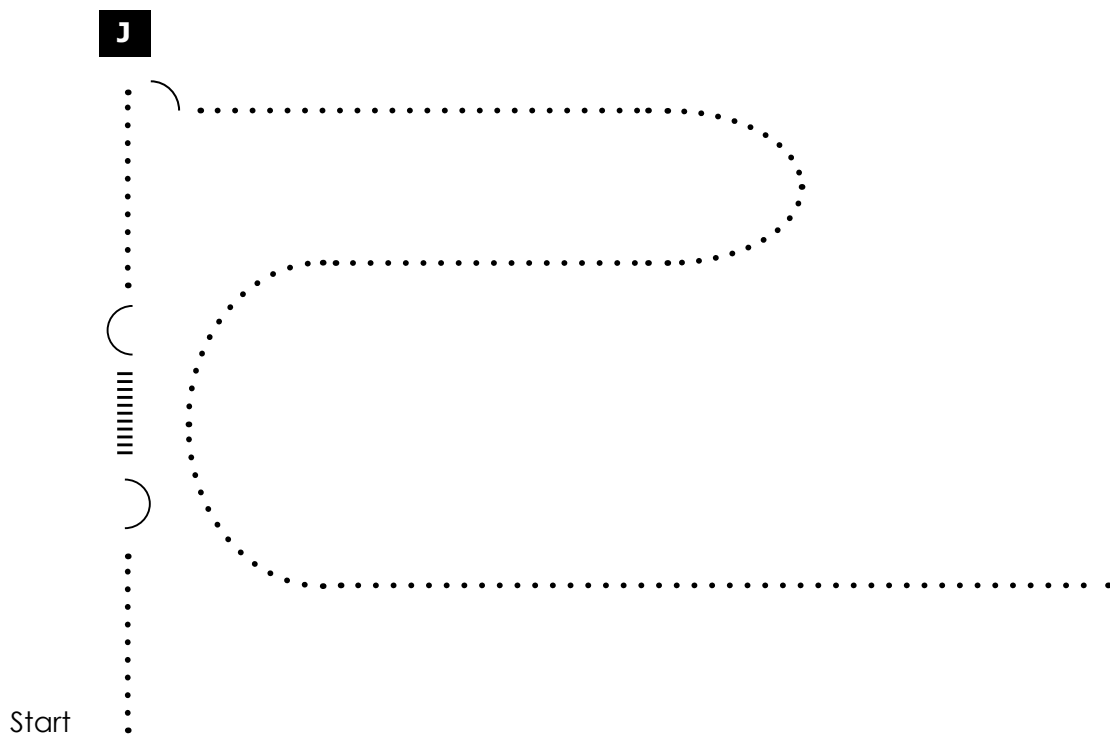
696 - AM Sr Walk/Trot

697 - AM Elite Walk/Trot

698 - AM Walk/Trot Solid Horse

Instructions

1. Walk
2. Stop, execute $\frac{1}{2}$ turn
3. Back
4. Execute $\frac{1}{2}$ turn
5. Walk
6. Stop, set up
7. Inspection
8. Execute $\frac{1}{4}$ turn
9. Walk to exit



Walk

Back |||||

Judge **J**

English Showmanship

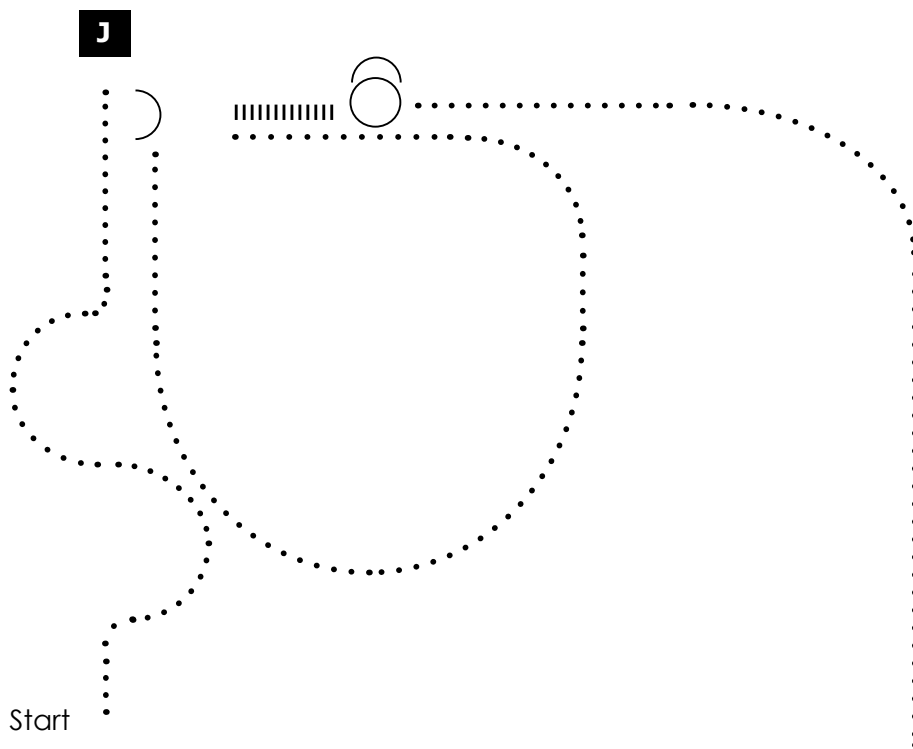
Instructions

1. Walk
2. Stop, set up
3. Inspection
4. Execute ½ turn
5. Walk
6. Stop, back
7. Execute 1½ turn
8. Walk to exit

Classes

FINALS

- 695 - AM Jr Walk/Trot
- 696 - AM Sr Walk/Trot
- 697 - AM Elite Walk/Trot
- 698 - AM Walk/Trot Solid Horse



Walk

Back |||||

Judge J

Western Showmanship

Classes

PRELIM

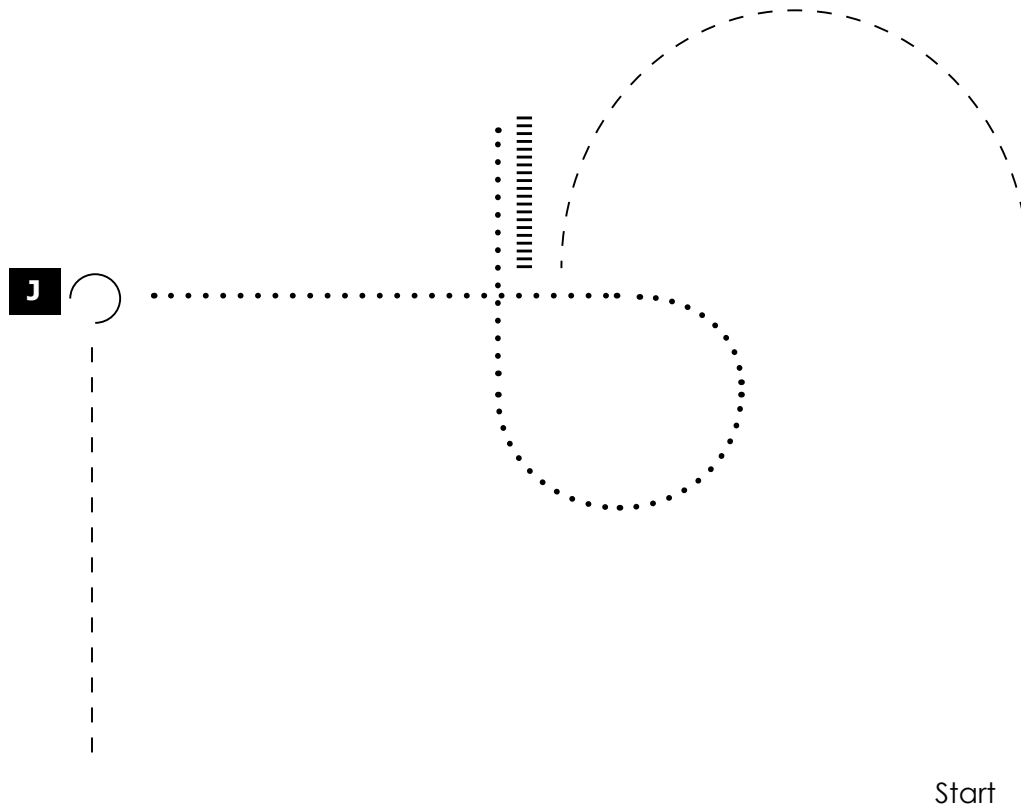
- 113 - YA Novice
- 125 - YA Solid Horse/Pony
- 126 - YA Walk/Trot 11-18
- 127 - YA Walk/Trot 11-18
Solid Horse/Pony
- 128 - YA Walk/Trot 10&U
- 537 - AM Novice

FINALS

- 107 - YA Ranch
- 108 - YA Ranch Solid
- 109 - AM Ranch
- 110 - AM Ranch Solid
- 129 - YA Walk/Trot 10&U
Solid Horse/Pony
- 130 - YA Leadline
- 468 - AM Pony/Mini/B Mini
- 469 - YA Pony/Mini/B Mini
- 748 - YA PL/SD Type
- 749 - AM PL/SD Type

Instructions

1. Trot
2. Stop, back
3. Walk
4. Stop, set up
5. Inspection
6. Execute ¾ turn
7. Trot to exit



Walk

Trot - - - -

Back |||||

Judge

J

Western Showmanship

Instructions

1. Trot
2. Stop, execute ½ turn
3. Walk
4. Trot
5. Stop, back
6. Execute ½ turn
7. Walk
8. Stop, set up
9. Inspection
10. Execute ¾ turn, trot to exit

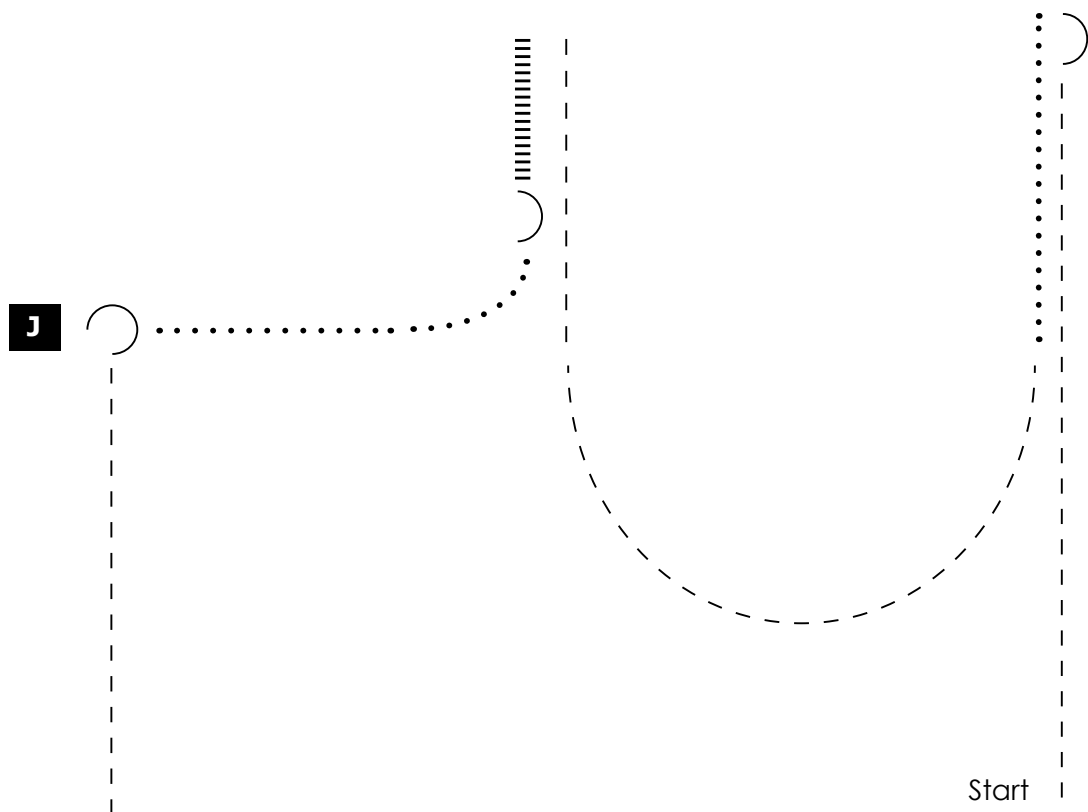
PRELIM

- 111 - YA JR ST/HN Type
- 536 - AM Elite ST/HN Type
- 543 - AM Solid Horse

Classes

FINALS

- 113 - YA Novice
- 125 - YA Solid Horse/Pony
- 126 - YA Walk/Trot 11-18
- 127 - YA Walk/Trot 11-18
Solid Horse/Pony
- 128 - YA Walk/Trot 10&U
- 537 - AM Novice
- 665 - YA Mule
- 666 - AM Mule



Walk

Trot - - - -

Back |||||

Judge

J

Western Showmanship

Classes

PRELIM

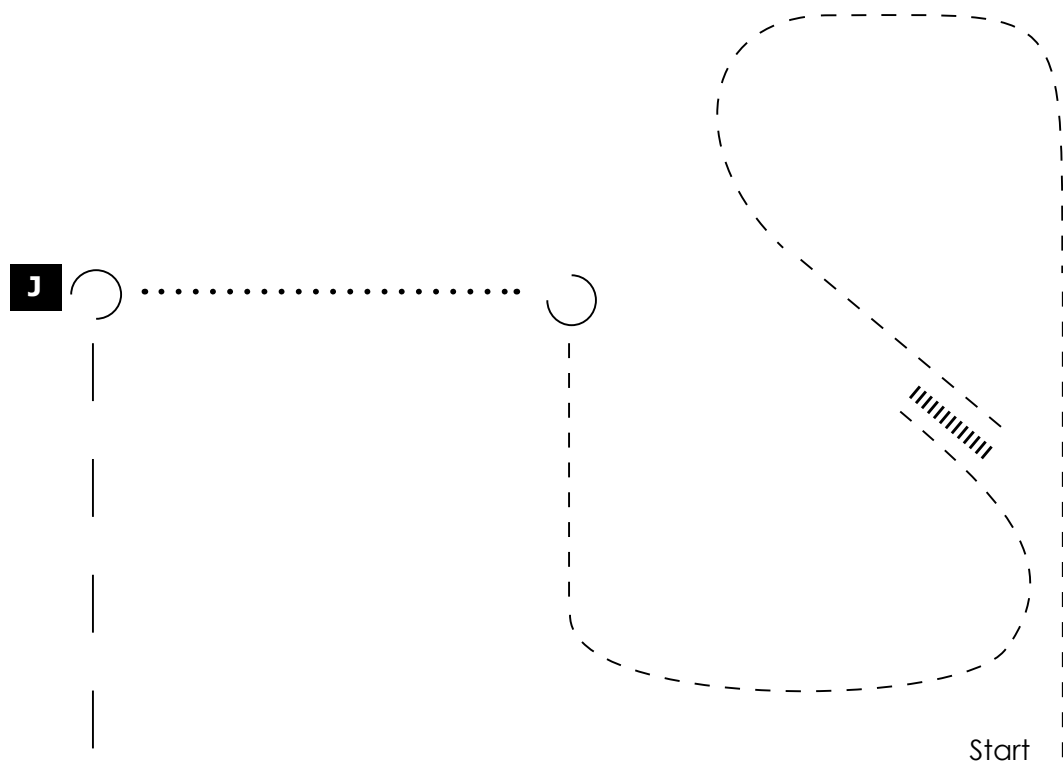
112 - YA SR ST/HN Type
534 - AM JR ST/HN Type
535 - AM SR ST/HN Type

FINALS

111 - YA JR ST/HN Type
536 - AM Elite ST/HN Type
543 - AM Solid Horse

Instructions

1. Trot
2. Stop, back
3. Trot
4. Stop, execute $\frac{3}{4}$ turn
5. Walk
6. Stop, set up
7. Inspection
8. Execute $\frac{3}{4}$ turn
9. Extended trot to exit



Walk Trot - - - - Extended Trot — — Back ||||| Judge **J**

Western Showmanship

Instructions

1. Trot
2. Stop, execute ½ turn
3. Trot
4. Stop, back
5. Execute ¼ turn, back
6. Execute ½ turn, walk
7. Stop, set up
8. Inspection
9. Execute 1½ turn
10. Trot, extended trot to exit

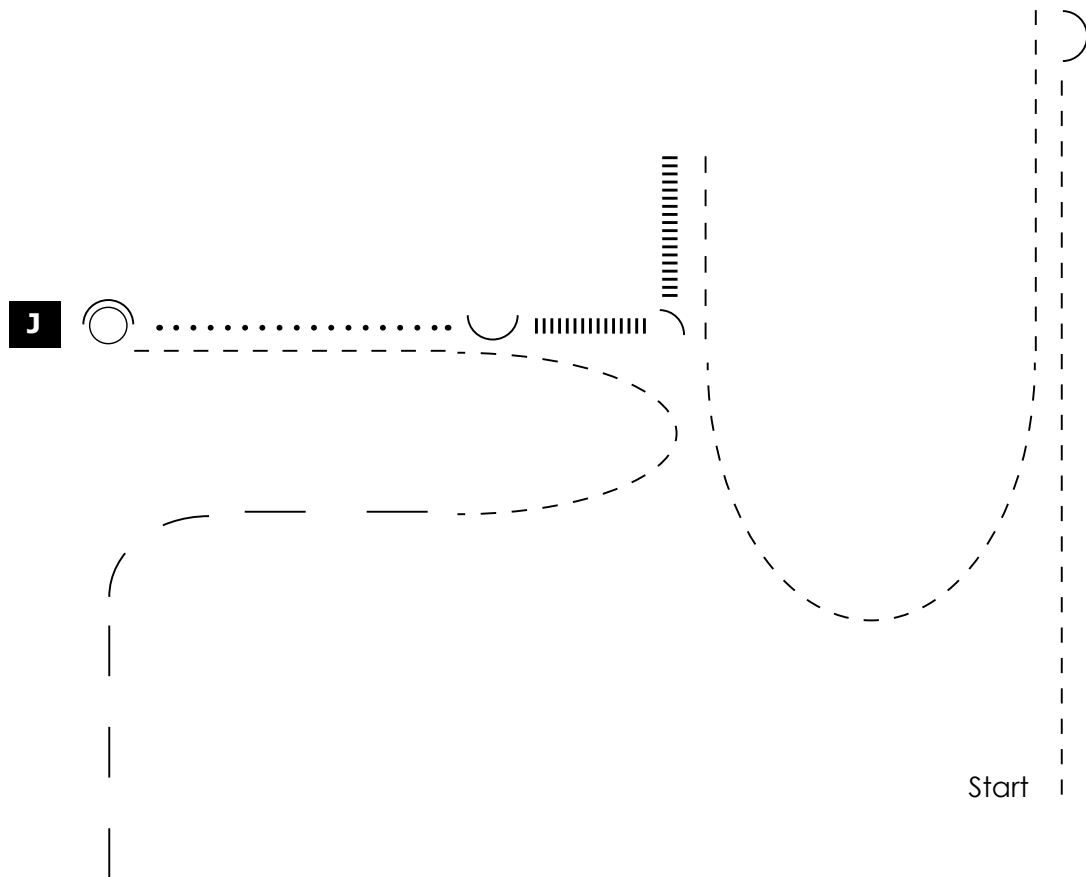
Classes

FINALS

112 - YA SR ST/HN Type

534 - AM JR ST/HN Type

535 - AM SR ST/HN Type



Walk

Trot - - - -

Extended Trot — —

Back |||||

Judge

J

Western Showmanship

Classes

PRELIM

544 - AM Walk/Trot Solid Horse

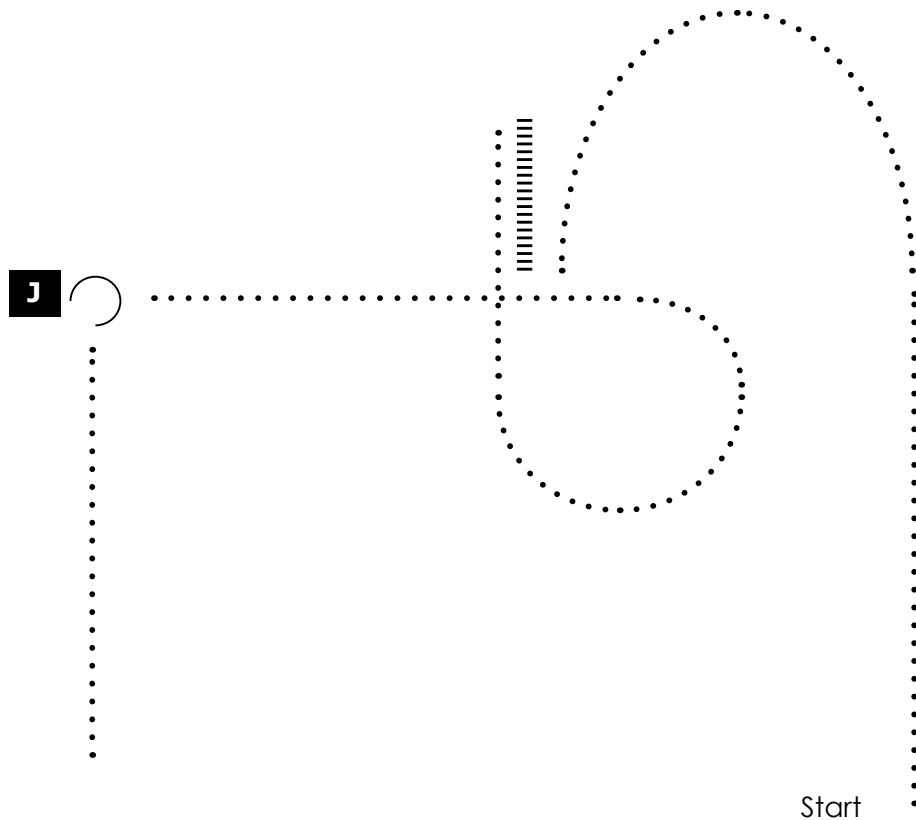
545 - AM Jr Walk/Trot

546 - AM Sr Walk/Trot

547- AM Elite Walk/Trot

Instructions

1. Walk
2. Stop, back
3. Walk
4. Stop, set up
5. Inspection
6. Execute $\frac{3}{4}$ turn
7. Walk to exit



Walk

Back |||||

Judge

J

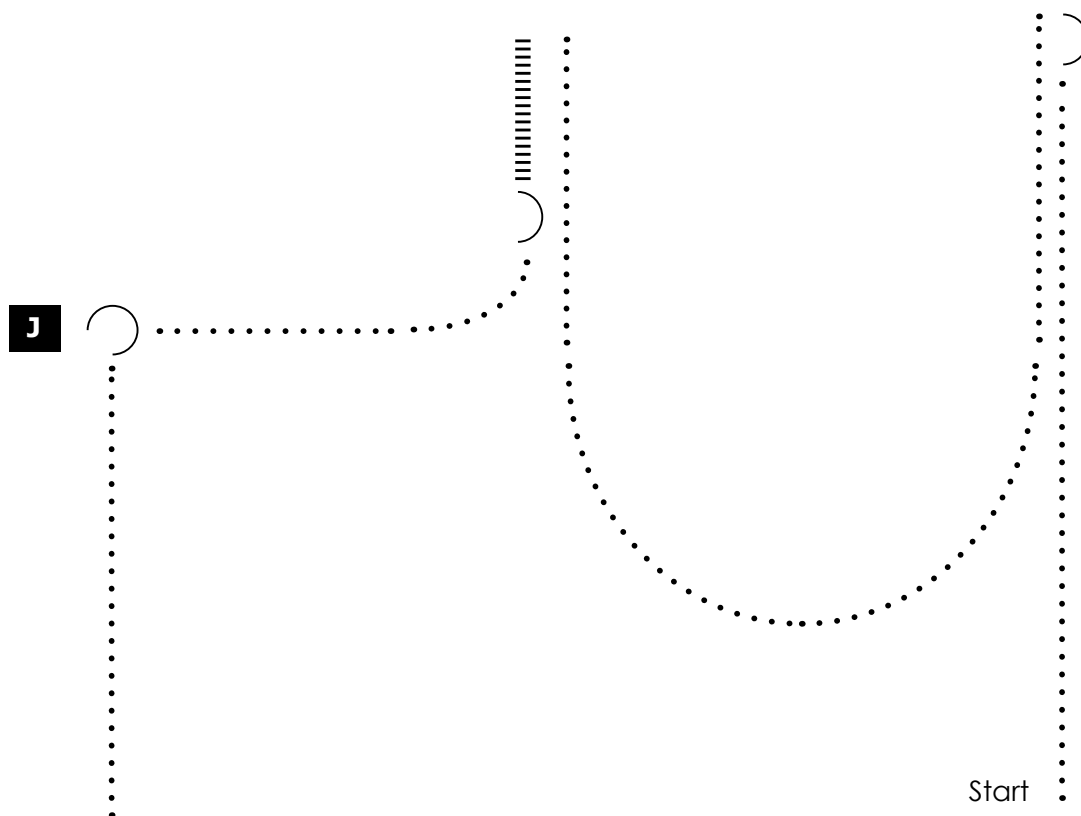
Western Showmanship

Instructions

1. Walk
2. Stop, execute ½ turn
3. Walk
4. Stop, back
5. Execute ½ turn
6. Walk
7. Stop, set up
8. Inspection
9. Execute ¾ turn
10. Walk to exit

Classes

- FINALS*
544 - AM Walk/Trot Solid Horse
545 - AM Jr Walk/Trot
546 - AM Sr Walk/Trot
547 - AM Elite Walk/Trot



Walk

Back |||||

Judge **J**

English Equitation

Classes

PRELIM

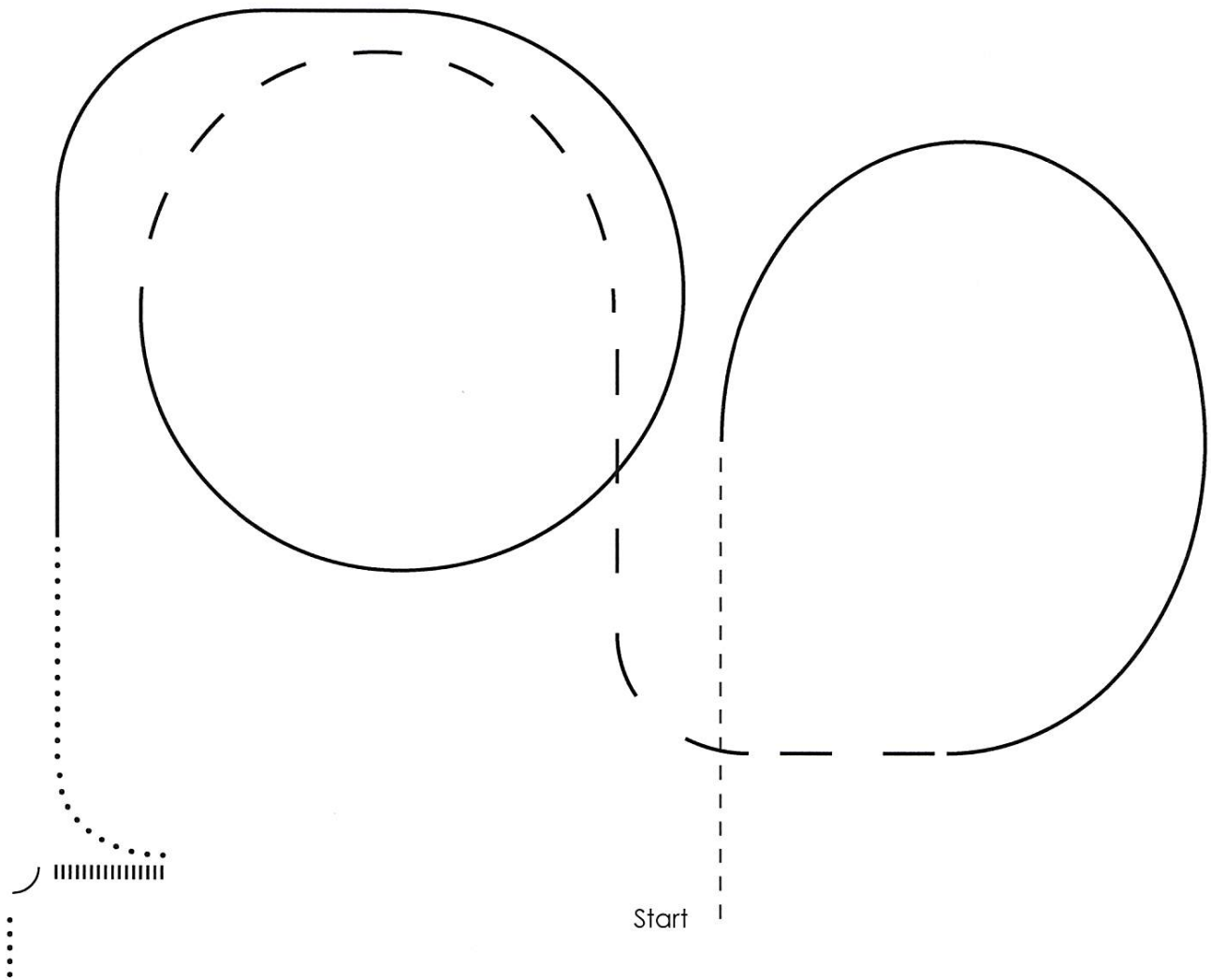
59 - YA Novice
625 - AM Novice

FINALS

668 - YA PL/SD Type
669 - AM PL/SD Type
~~670 - AM Utility~~
745 - AM Mule
746 - YA Mule

Instructions

1. Sitting trot
2. Canter, right lead
3. Trot
4. Canter, left lead
5. Walk
6. Stop, back
7. Execute ¼ turn right on the forehand
8. Walk to exit



Walk

Sitting Trot - - - - -

Trot — — —

Canter —————

Back |||||

English Equitation

Instructions

1. Walk
2. Canter, left lead
3. Sitting trot
4. Canter, right lead
5. Trot
6. Stop, execute $\frac{1}{4}$ turn right on the forehand
7. Back, execute $\frac{1}{2}$ turn left on the forehand
8. Trot to exit

Classes

PRELIM

57 - YA JR ST/HN Type

624 - AM Elite ST/HN Type

FINALS

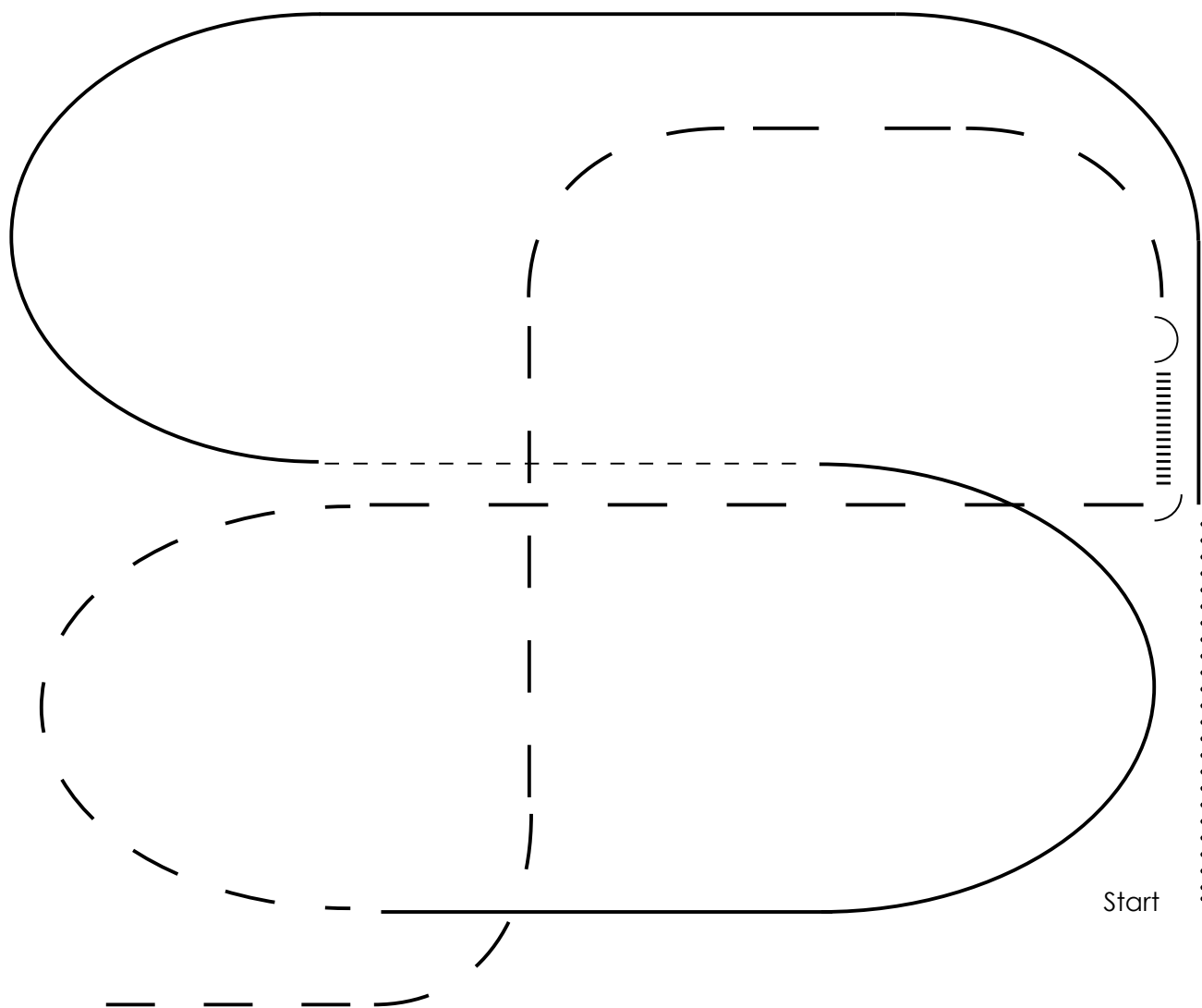
59 - YA Novice

79 - YA Solid

Horse/Pony

617 - AM Solid Horse

625 - AM Novice



Walk

Sitting Trot - - - -

Trot — — —

Canter — — — —

Back |||||

English Equitation

Classes

PRELIM

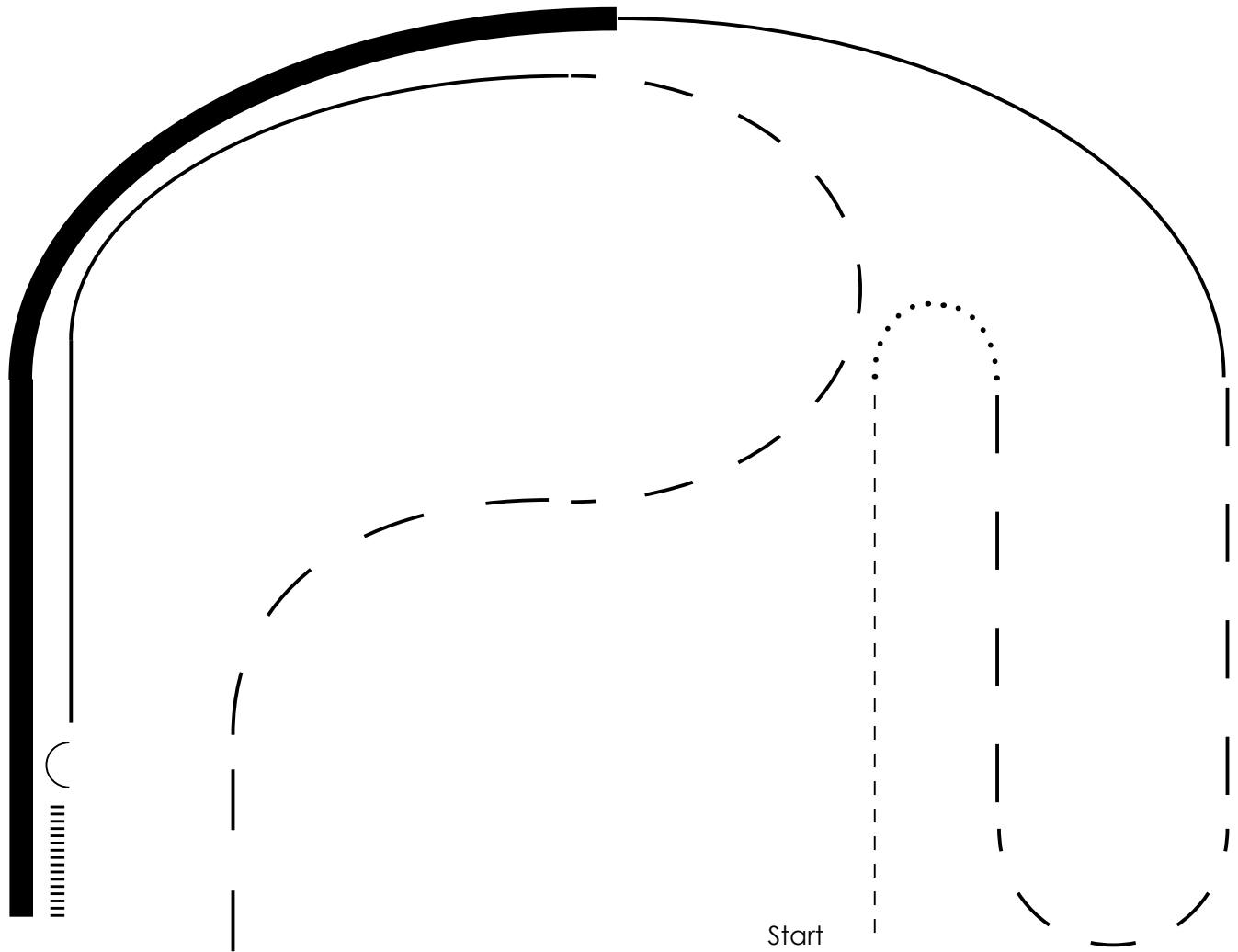
58 - YA SR ST/HN Type
622 - AM JR ST/HN Type
623 - AM SR ST/HN Type

FINALS

57 - YA JR ST/HN Type
83 - YA Pony
624 - AM Elite ST/HN Type

Instructions

1. Sitting trot
2. Walk
3. Trot
4. Canter, left lead
5. Hand gallop
6. Stop, back
7. Execute ½ turn right on the forehand
8. Canter, right lead
9. Trot to exit



Walk

Sitting Trot - - - -

Trot — — — — Canter ————

16 Back |||||

Change Leads }} }

Hand Gallop ██████████

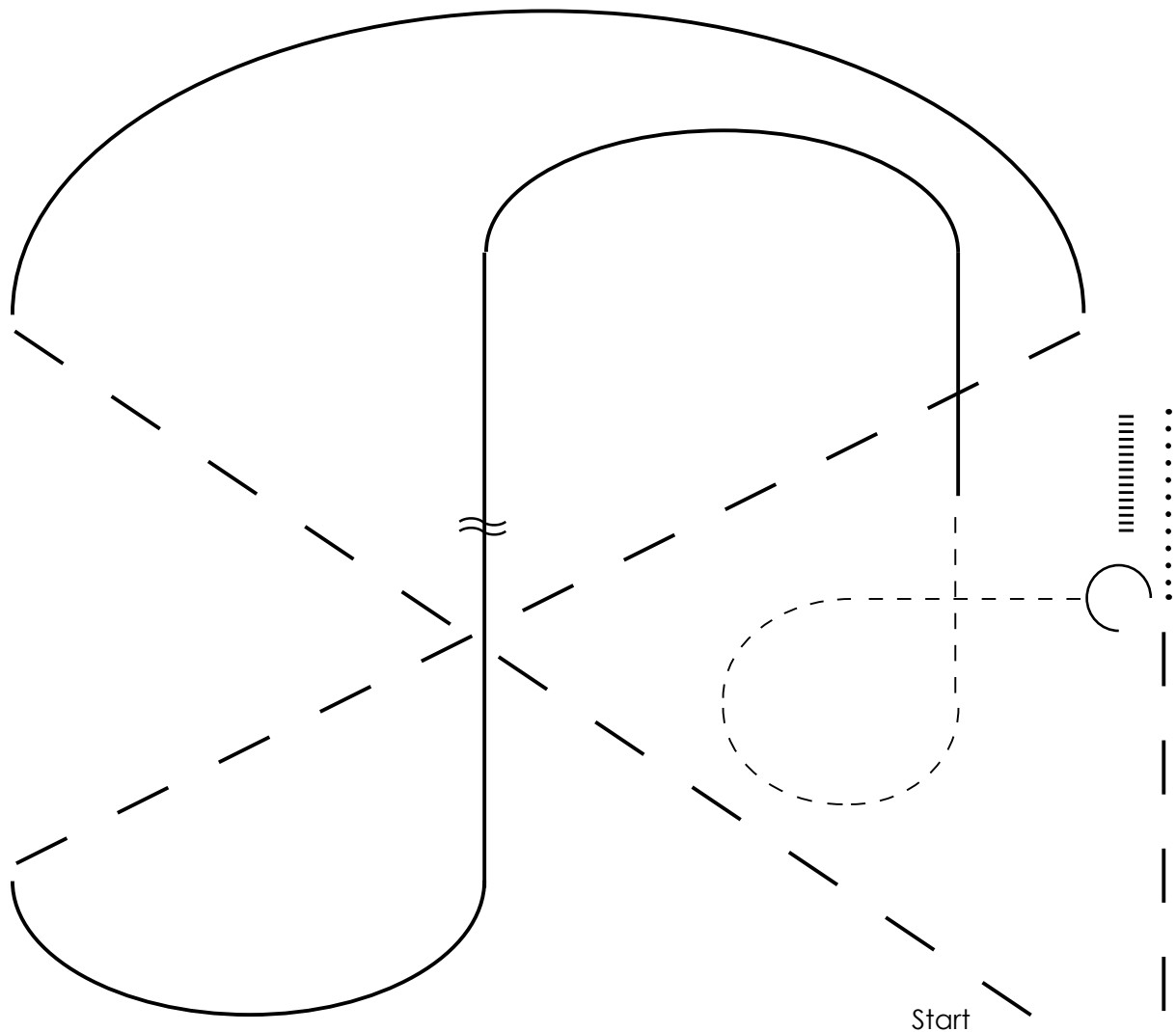
English Equitation

Instructions

1. Trot
2. Canter, right lead
3. Trot
4. Canter, left lead
5. Change leads, simple or flying
6. Canter, right lead
7. Sitting trot
8. Stop, execute $\frac{3}{4}$ turn left on the forehand
9. Back, walk
10. Trot to exit

Classes

FINALS
58 - YA SR ST/HN Type
622 - AM JR ST/HN Type
623 - AM SR ST/HN Type



Walk Sitting Trot - - - - Trot — — — — Canter —————
Back ||||| Change Leads }} }

English Equitation

Classes

PRELIM

80 - YA Walk/Trot 11-18

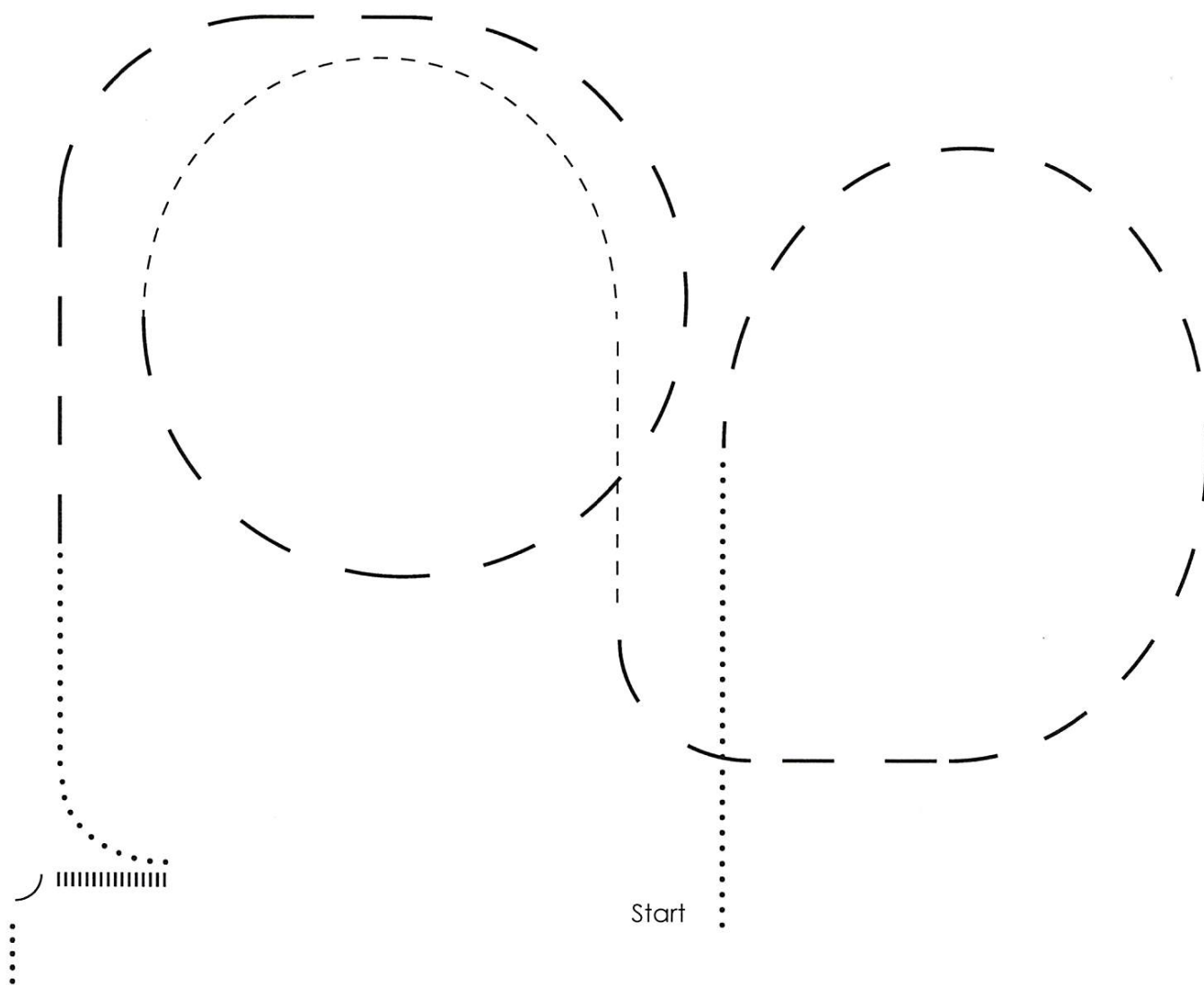
81 - YA Walk/Trot 11-18 Solid Horse/Pony

84 - YA Walk/Trot 10&U

*670 - Am Utility
moved from page 14*

Instructions

1. Walk
2. Trot
3. Sitting trot
4. Trot
5. Walk
6. Stop, back
7. Execute ¼ turn right on the forehand
8. Walk to exit



Walk

Sitting Trot - - - -

Trot - - - -

Back |||||

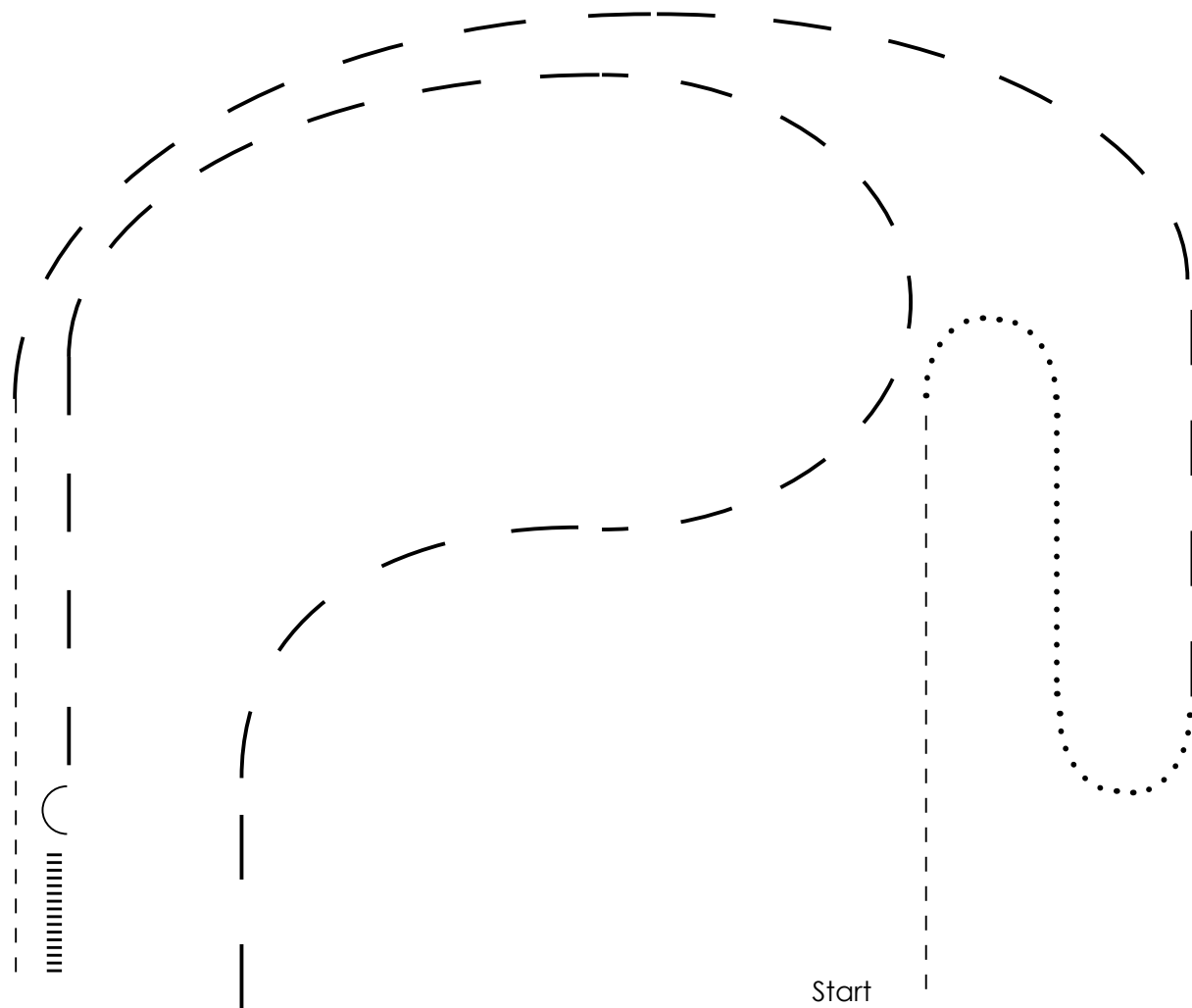
English Equitation

Instructions

1. Sitting trot
2. Walk
3. Trot
4. Sitting trot
5. Stop, back
6. Execute $\frac{1}{2}$ turn right on the forehand
7. Trot to exit

Classes

FINALS
80 - YA Walk/Trot 11-18
81 - YA W/T 11-18 Solid Horse/Pony
82 - YA Leadline Walk/Trot
84 - YA Walk/Trot 10&U
85 - YA W/T 10&U Solid Horse/Pony
618 - AM Jr Walk/Trot
619 - AM Sr Walk/Trot
620 - AM Elite Walk/Trot
621 - AM Walk/Trot Solid Horse



Walk Sitting Trot - - - - Trot - - - - Back |||||

Bareback English Equitation

Classes

PRELIM

682 - AM ST/HN Type

FINALS

4 - YA Jr ST/HN Type

5 - YA Sr ST/HN Type

19 - YA Solid Horse/Pony

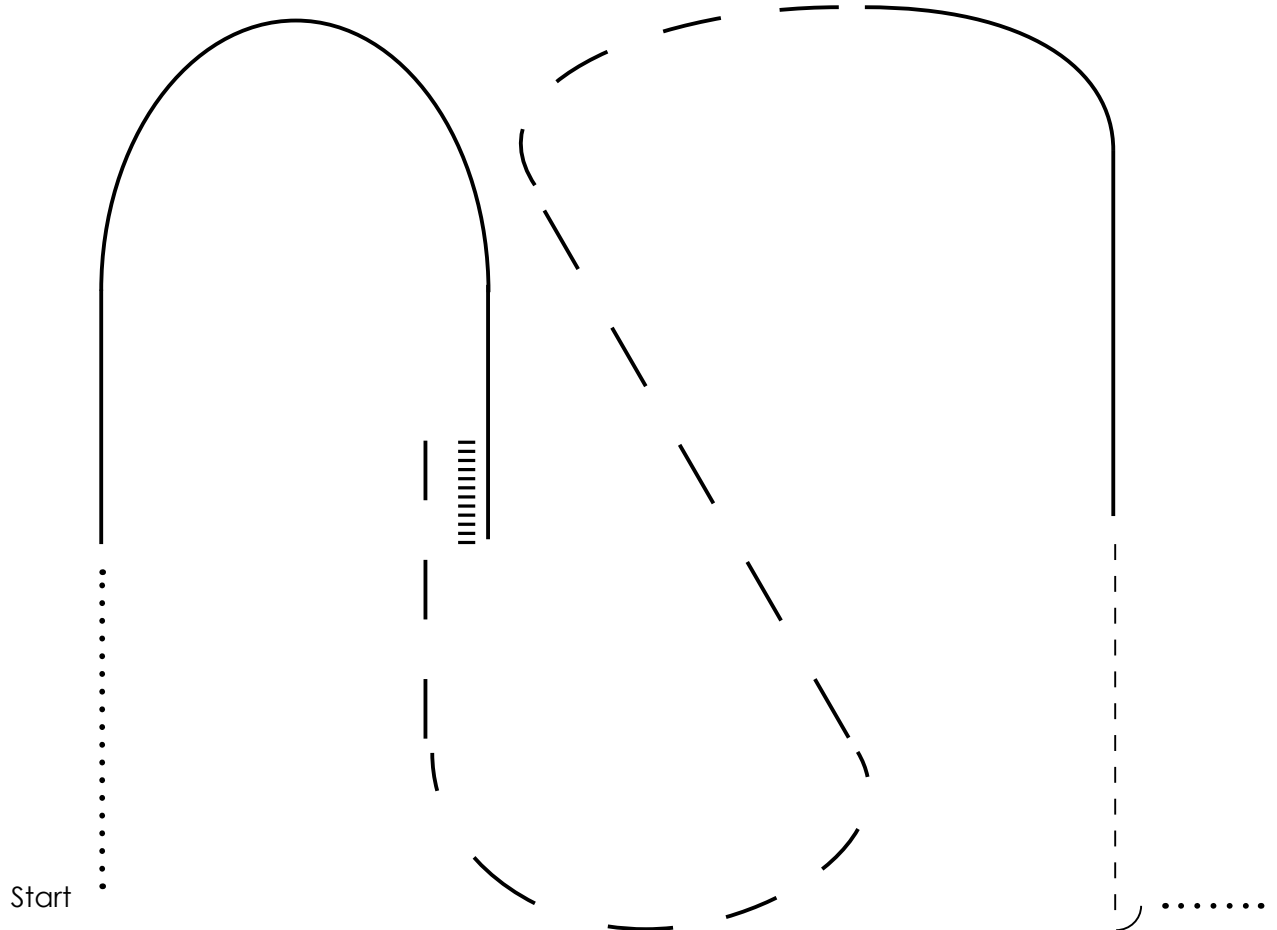
20 - YA Pony

657 - YA PL/SD

658 - AM PL/SD

Instructions

1. Walk
2. Canter, right lead
3. Stop, back
4. Trot
5. Canter, left lead
6. Sitting trot
7. Stop, execute ¼ left on the forehand
8. Walk to exit



Walk

Sitting Trot - - - -

Trot — — —

Canter —————

Back |||||

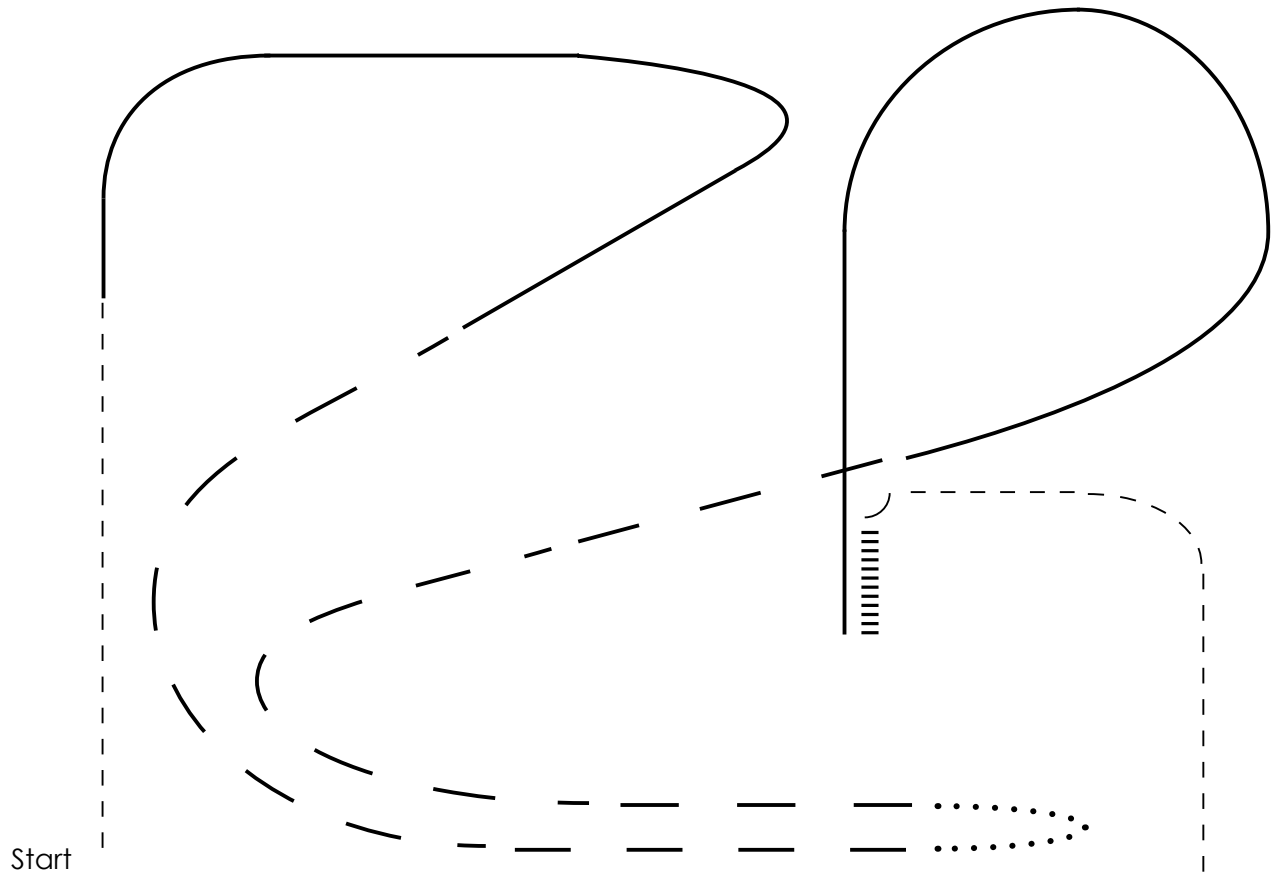
Bareback English Equitation

Instructions

1. Sitting trot
2. Canter, right lead
3. Trot
4. Walk
5. Trot
6. Canter, left lead
7. Stop, back
8. Execute $\frac{1}{4}$ turn left on the forehand
9. Sitting trot to exit

Classes

FINALS
682 - AM ST/HN Type



Walk

Sitting Trot - - - - -

Trot - -

Canter - - - - -

Back |||||

Western Horsemanship/Mulemanship

Classes

PRELIM

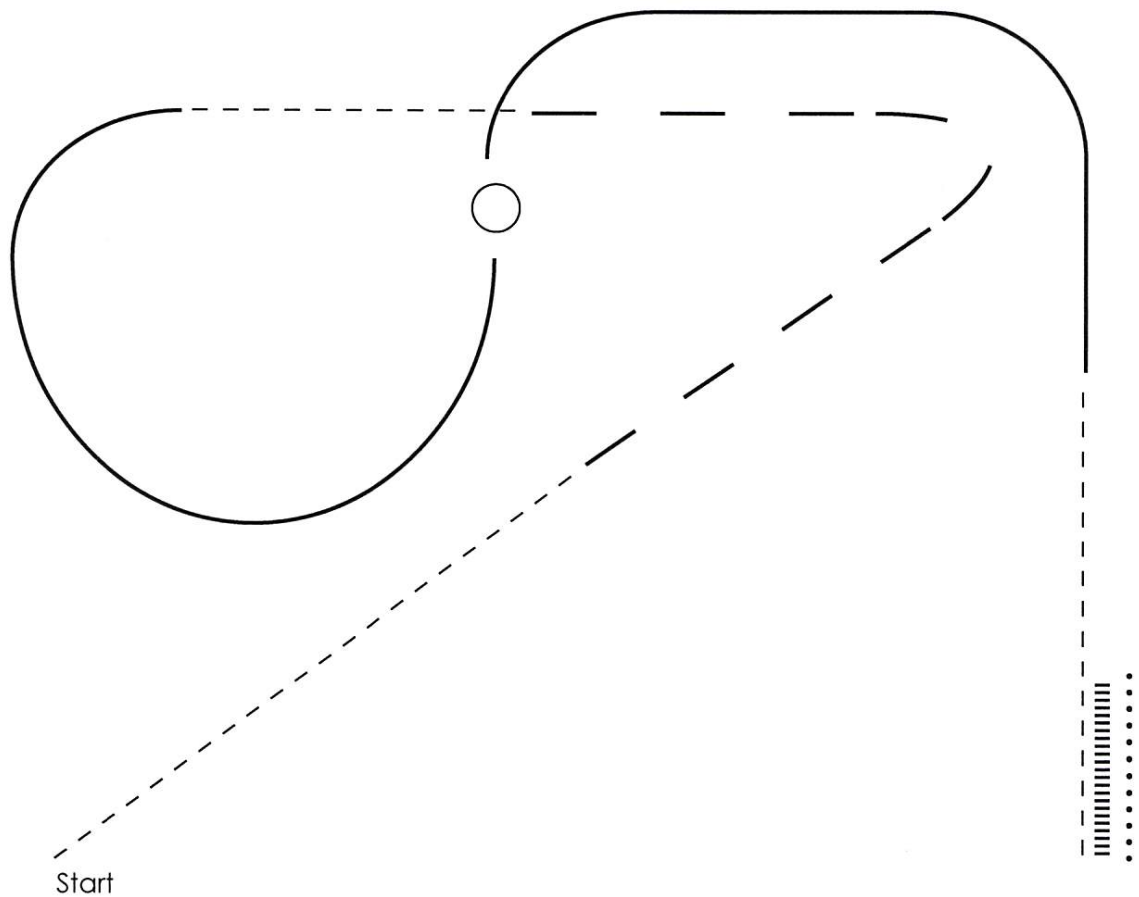
- 184 - YA Pony
- 185 - YA Solid Horse/Pony
- 194 - YA Novice
- 484 - AM Novice

FINALS

- 96 - YA Ranch
- 97 - YA Ranch Solid
- 98 - AM Ranch
- 99 - AM Solid Ranch
- ~~592 - AM Utility~~
- 750 - YA PL/SD Type
- 751 - AM PL/SD Type
- 767 - AM Mulemanship
- 768 - YA Mulemanship

Instructions

1. Jog
2. Extended jog
3. Jog
4. Lope, left lead
5. Stop, execute 1 turn right on the haunches
6. Lope, right lead
7. Jog
8. Stop, back
9. Walk to exit



Walk

Jog - - - -

Ext. Jog — — — —

Lope —————

Back |||||

Western Horsemanship

Classes

PRELIM

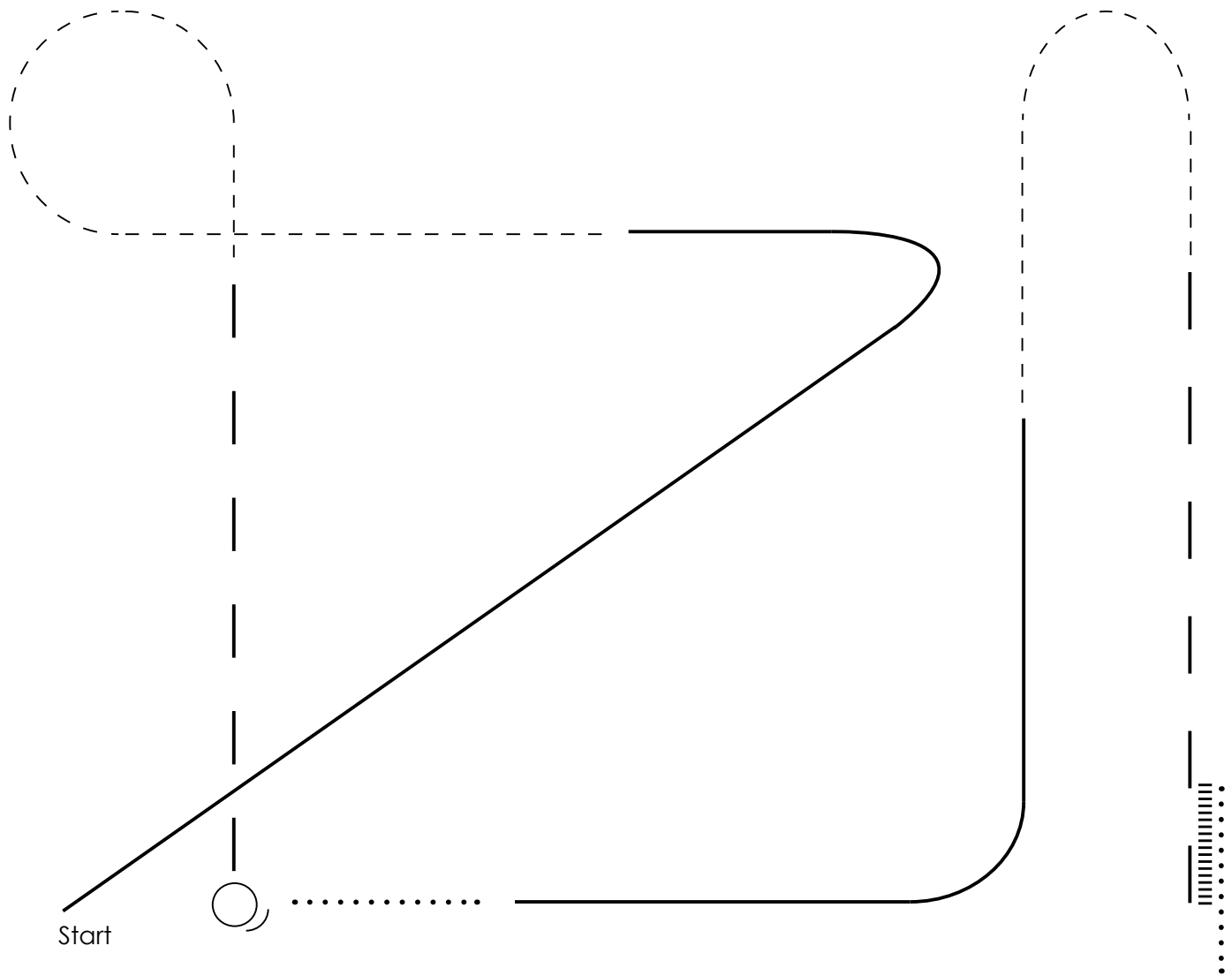
193 - YA SR St/HN Type
 481 - AM JR ST/HN Type
 482 - AM SR St/HN Type

FINAL

192 - YA JR ST/HN Type
 483 - AM Elite ST/HN Type
 497 - AM Solid Horse

Instructions

1. Lope, left lead
2. Jog
3. Extended jog
4. Stop, execute 1¼ turn left on the haunches
5. Walk
6. Lope, right lead
7. Jog
8. Extended jog
9. Stop, back
10. Walk to exit



Walk

Jog - - - -

Ext. Jog — — —

Lope —————

Back |||||

Western Horsemanship

Instructions

1. Walk
2. Lope, left lead
3. Extended lope
4. Jog
5. Extended jog
6. Stop, back
7. Execute 1 turn right on the haunches
8. Lope, right lead
9. Change leads, simple or flying
10. Lope, left lead
11. Extended jog to exit

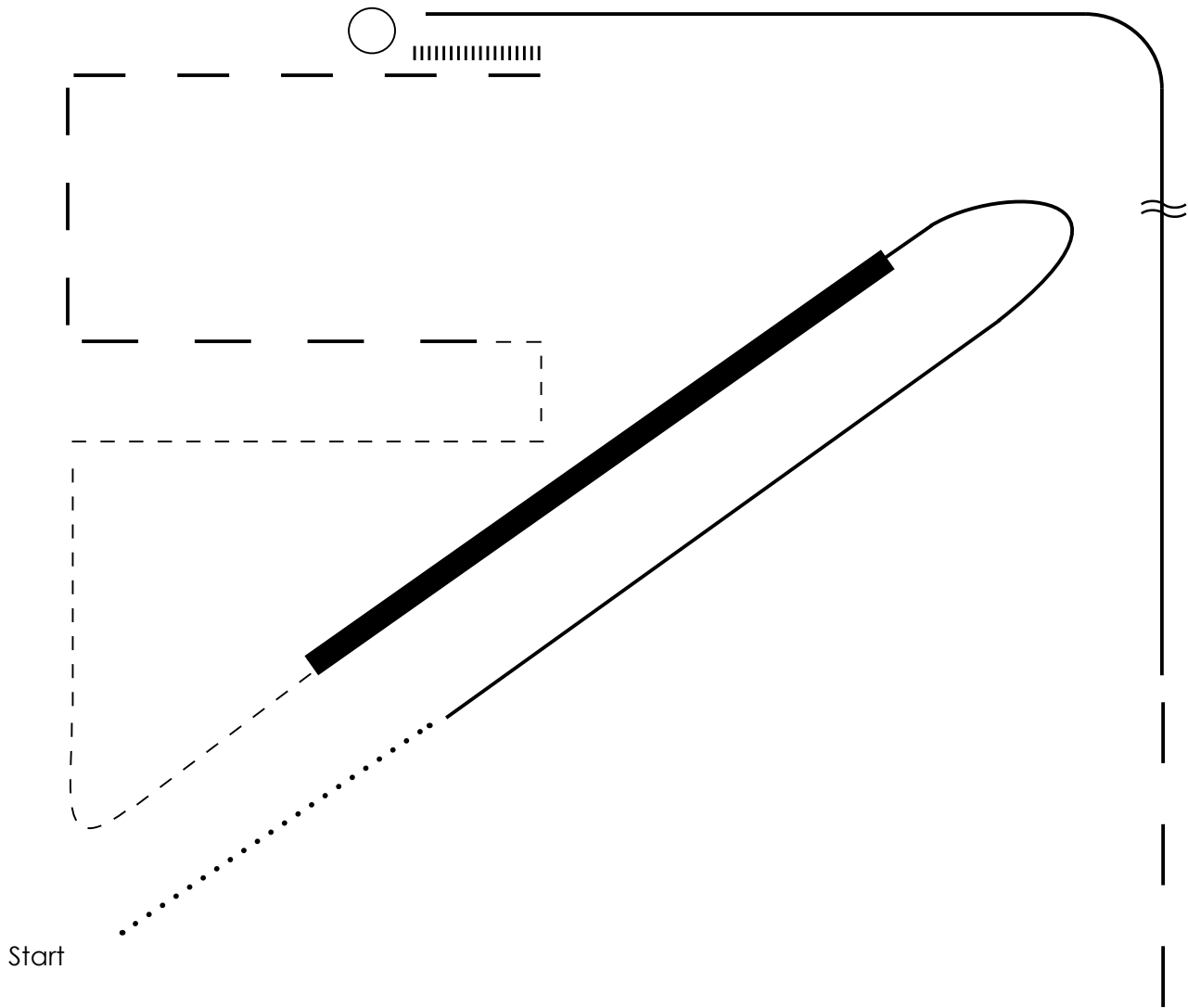
Classes

FINAL

193 - YA SR St/HN Type

481 - AM JR ST/HN Type

482 - AM SR St/HN Type



Walk

Jog - - - -

Ext. Jog — — —

Change leads))

Lope ———

Ext. Lope ————

Back |||||

Western Horsemanship

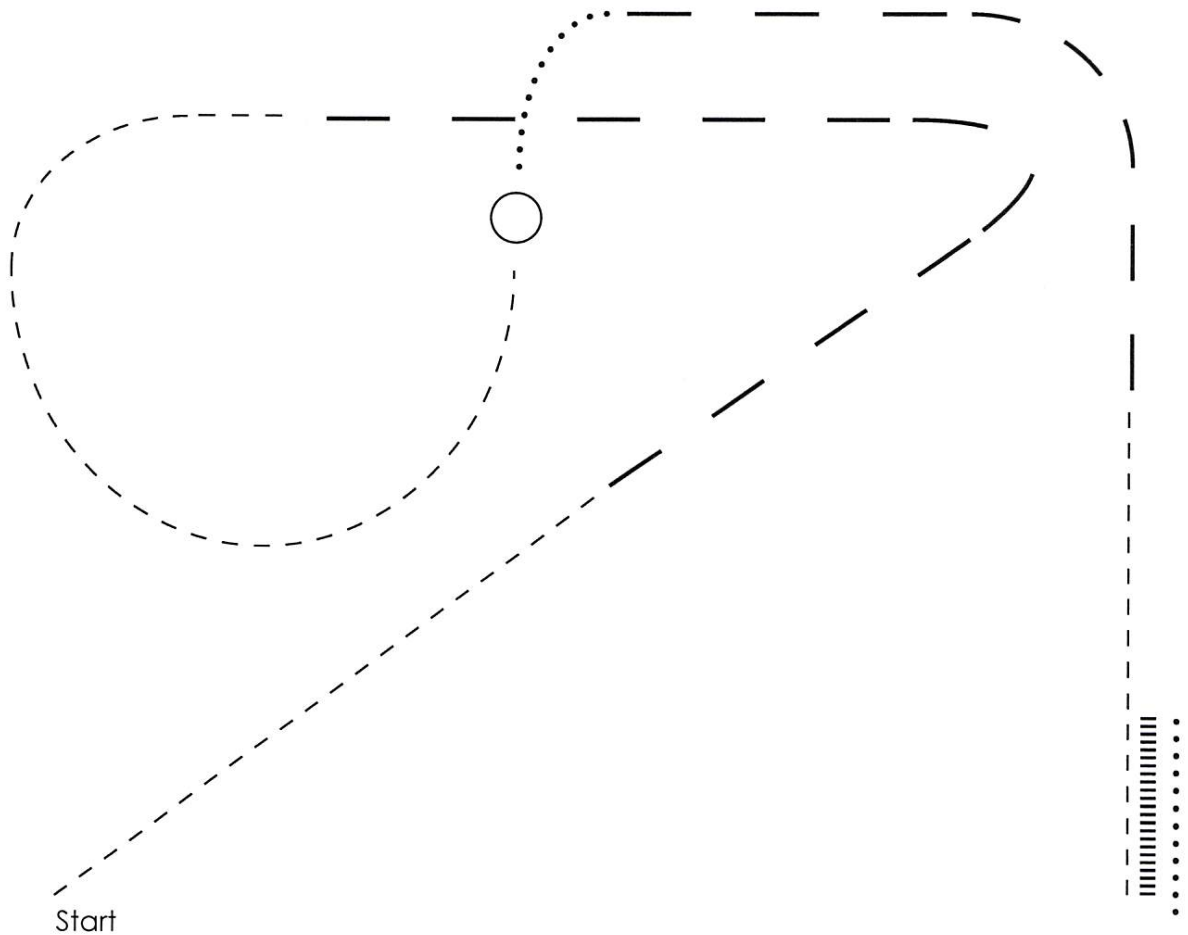
Classes

PRELIM
 179 - YA Walk/Trot 11-18
 180 - YA Walk/Trot 11-18 Solid Horse/Pony
 182 - YA Walk/Trot 10&U
 493 - AM Walk/Trot Solid Horse
 494 - AM Elite Walk/Trot
 495 - AM Sr Walk/Trot
 496 - AM Jr Walk/Trot

592 - Am Utility
 moved from page 22

Instructions

1. Jog
2. Extended jog
3. Jog
4. Stop, execute 1 turn either direction on the haunches
5. Walk
6. Extended jog
7. Jog
8. Stop, back, walk to exit



Walk

Jog - - - -

Ext. Jog — — — —

Back |||||

Western Horsemanship

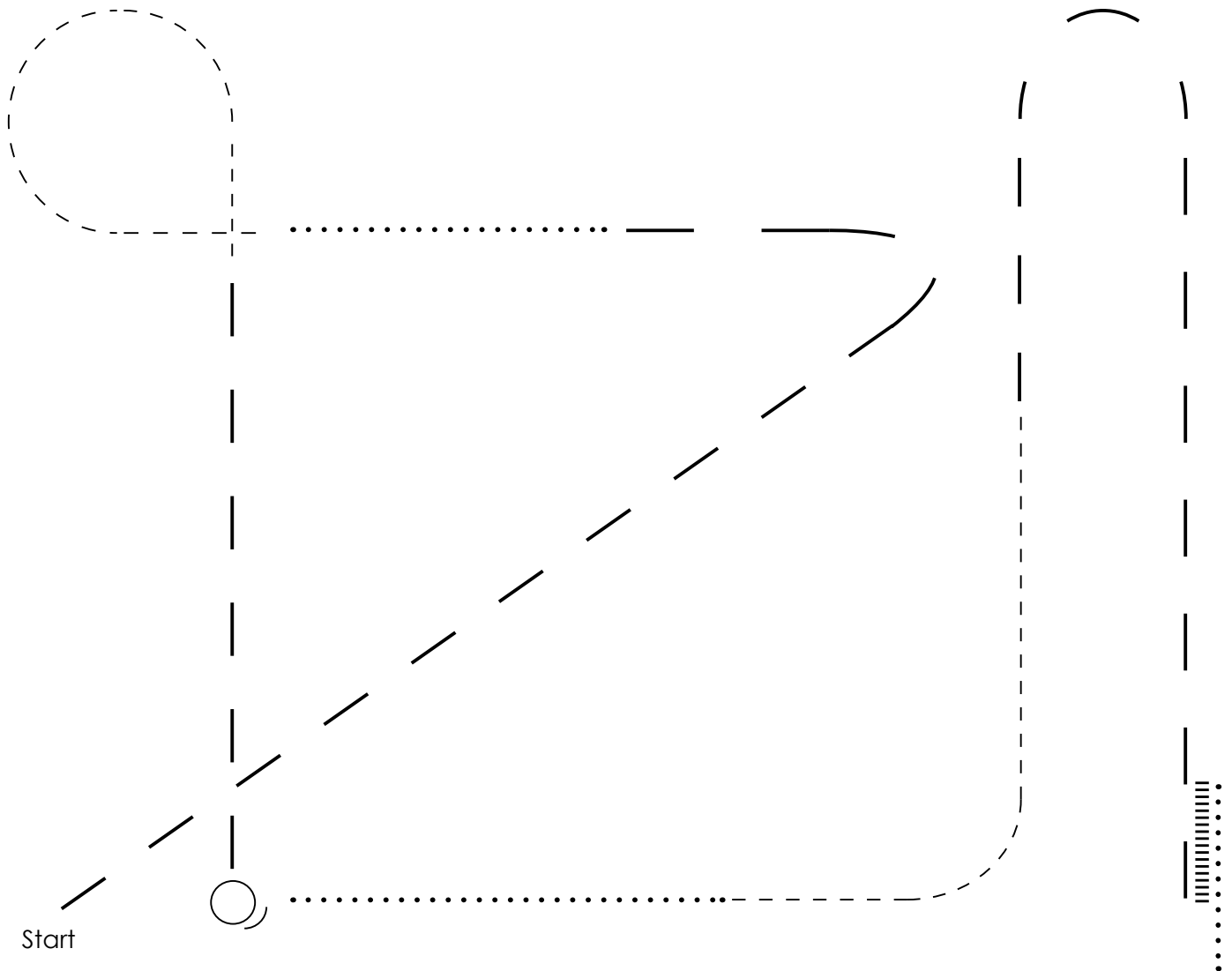
Instructions

1. Extended jog
2. Walk
3. Jog
4. Extended jog
5. Stop, execute 1¼ turn left on the haunches
6. Walk
7. Jog
8. Extended jog
9. Stop, back, walk to exit

Classes

FINALS

- 179 - YA Walk/Trot 11-18
- 180 - YA W/T 11-18 Solid Horse/Pony
- 181 - YA Leadline Walk/Trot
- 182 - YA Walk/Trot 10&U
- 183 - YA W/T 10&U Solid Horse/Pony
- 493 - AM Walk/Trot Solid Horse
- 494 - AM Elite Walk/Trot
- 495 - AM Sr Walk/Trot
- 496 - AM Jr Walk/Trot



Walk Jog - - - - Ext. Jog — — Back |||

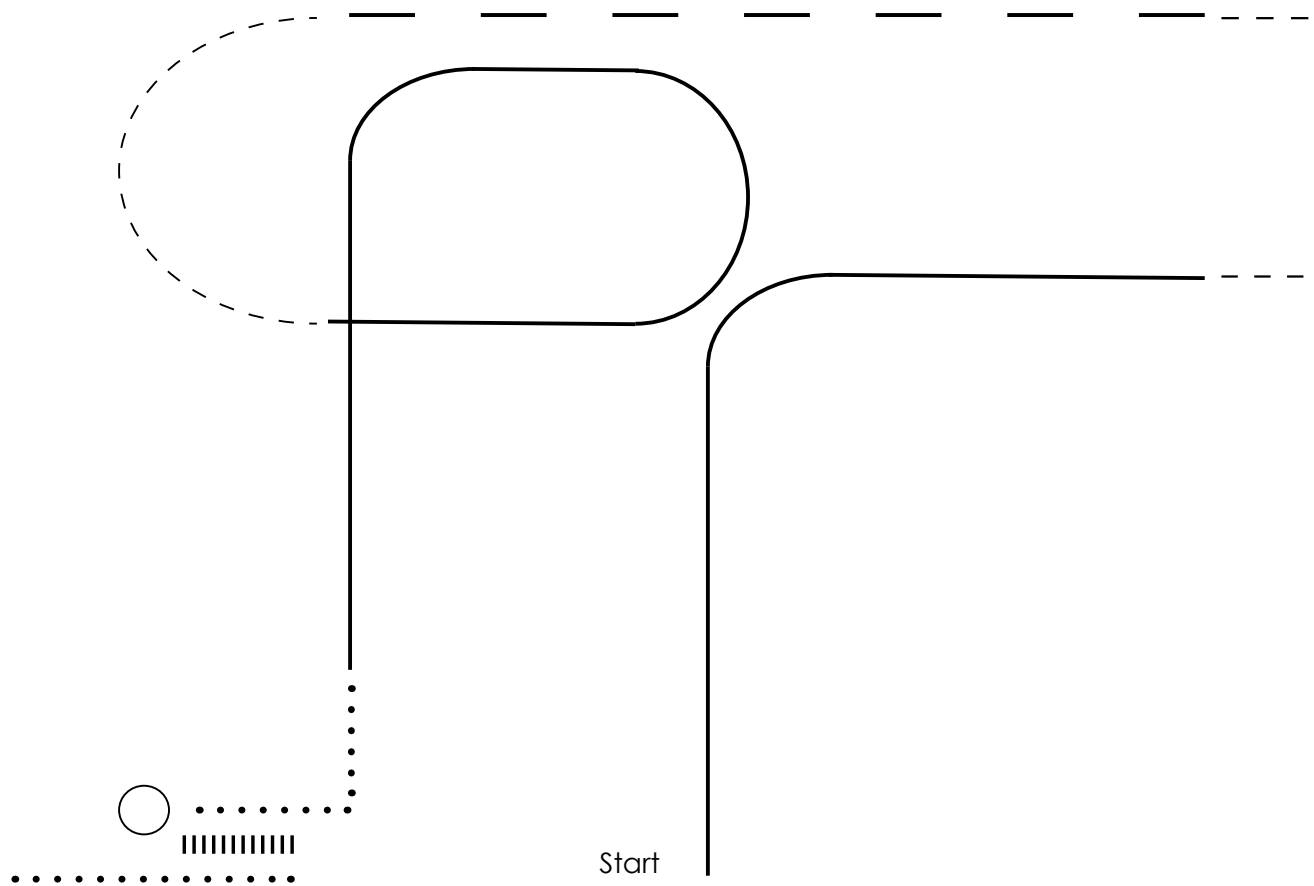
Bareback Western Horsemanship

Instructions

1. Lope, right lead
2. Jog
3. Extended jog
4. Jog
5. Lope, left lead
6. Walk
7. Stop, execute 1 turn either direction on the haunches
8. Back
9. Walk to exit

Classes

FINALS
114 - YA Jr ST/HN Type
115 - YA Sr ST/HN Type
538 - AM ST/HN Type



Walk

Jog - - - -

Ext. Jog — —

Lope —————

Back |||||

Ranch Riding

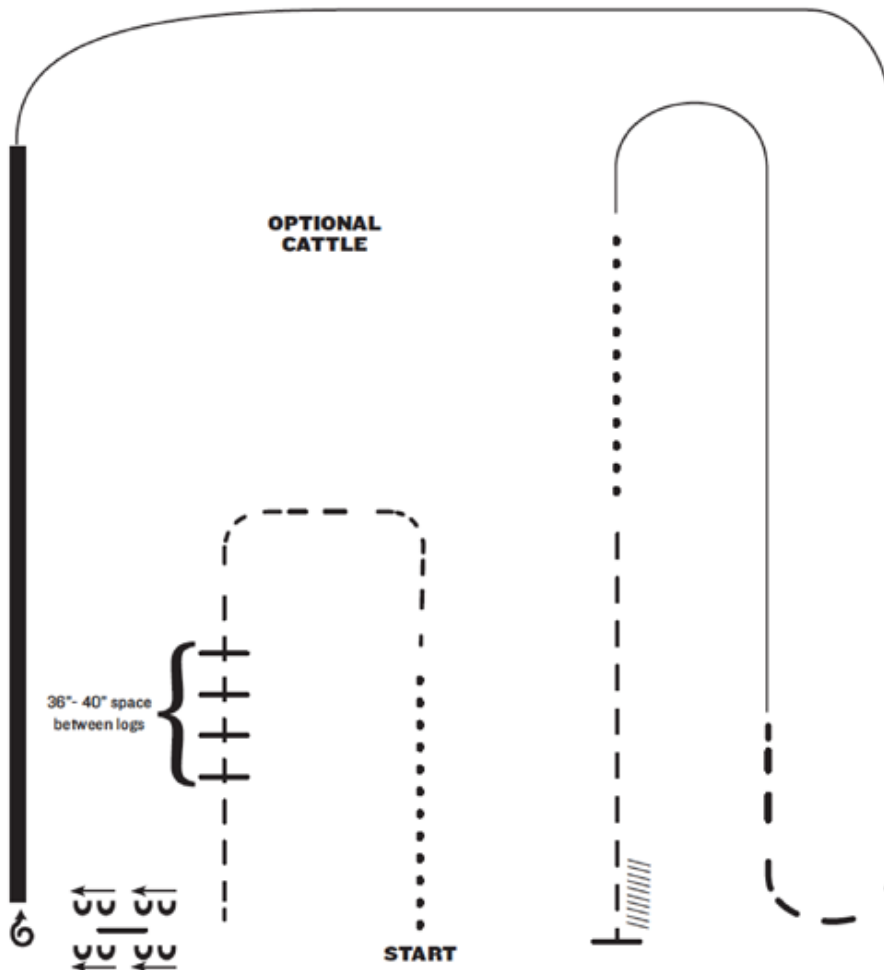
Classes

- 38 - OP JR Horse
- 39 - OP SR Horse
- 40 - OP Solid Horse

Instructions

PATTERN #12

1. Walk
2. Trot
3. Trot logs
4. Side pass right
5. 1 ½ turns right
6. Extended lope (right lead)
7. Lope right lead
8. Extended trot
9. Lope left lead
10. Walk
11. Trot
12. Stop and back



Ranch Riding

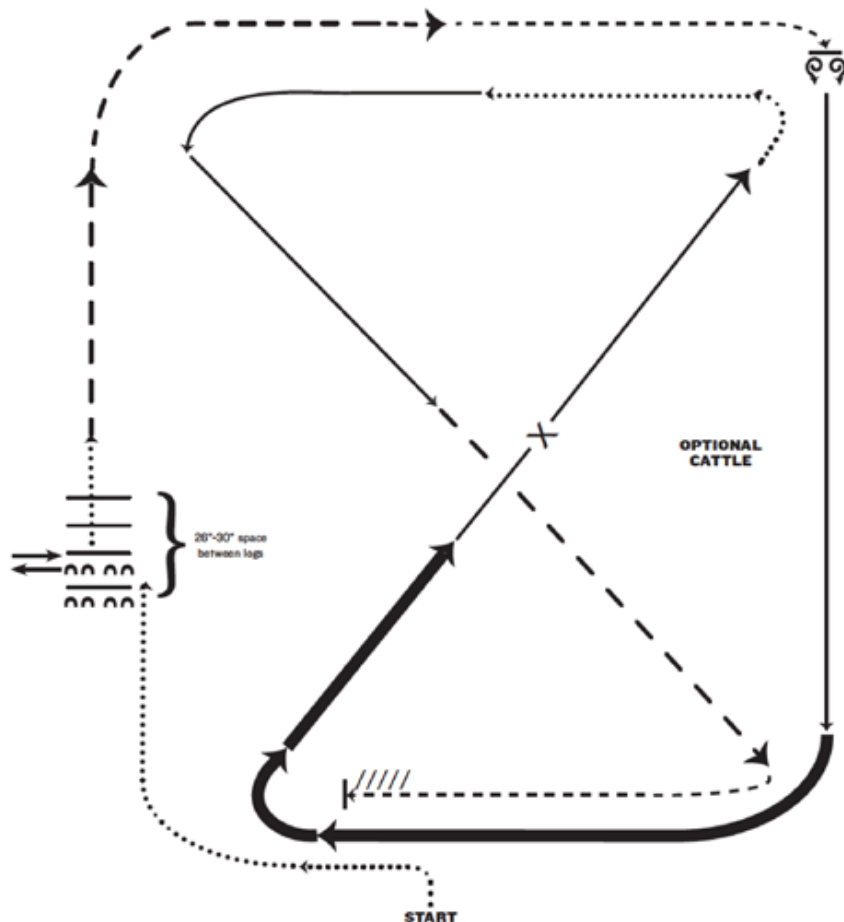
Instructions

PATTERN #8

1. Walk
2. Side pass left across first log, side pass $\frac{1}{2}$ way to right
3. Walk across logs
4. Extended trot
5. Trot
6. Stop, 360 degree turn each direction
(either direction 1st) (L-R or R-L)
7. Lope right lead
8. Extended lope (right lead)
9. Collect lope, change leads (simple or flying)
10. Walk
11. Lope left lead
12. Extended trot
13. Trot
14. Stop and back

Classes

- 41 - AM
- 42 - AM Solid Horse



Ranch Riding

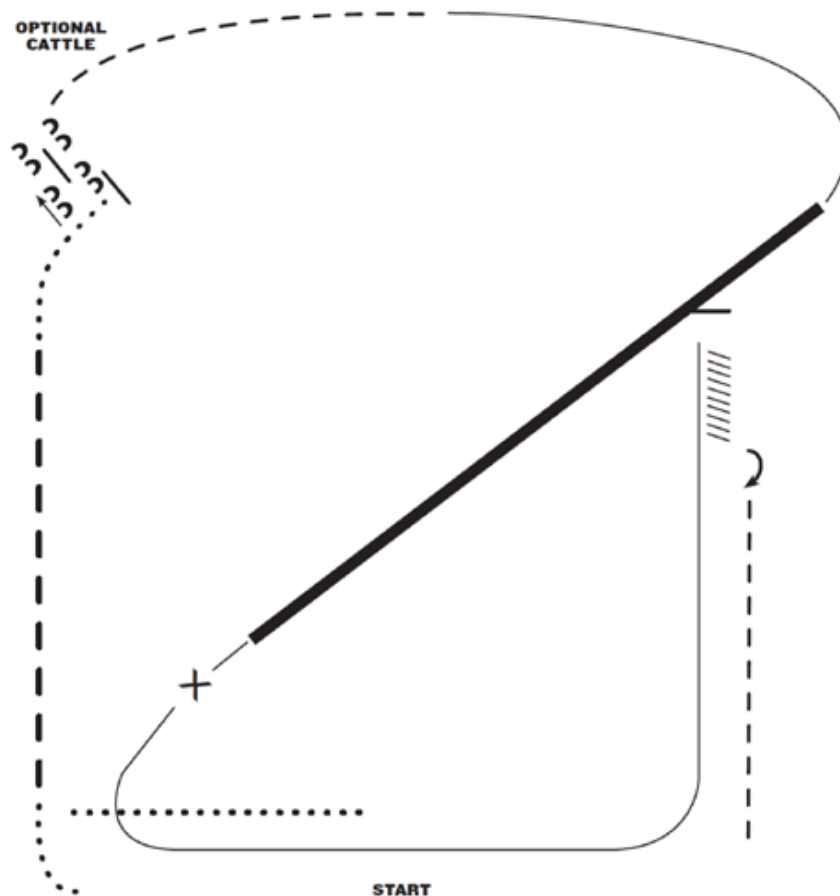
Classes

43 - YA
44 - YA Solid Horse/Pony

Instructions

PATTERN #10

1. Walk
2. Extended trot
3. Walk
4. Stop, side pass log left
5. Trot
6. Lope right lead
7. Extended Lope (right lead)
8. Collect lope and change leads (simple or flying)
9. Lope left lead
10. Stop and back
11. 180 degree turn to right
12. Trot



Ranch Reining

Instructions

REINING PATTERN NUMBER 11

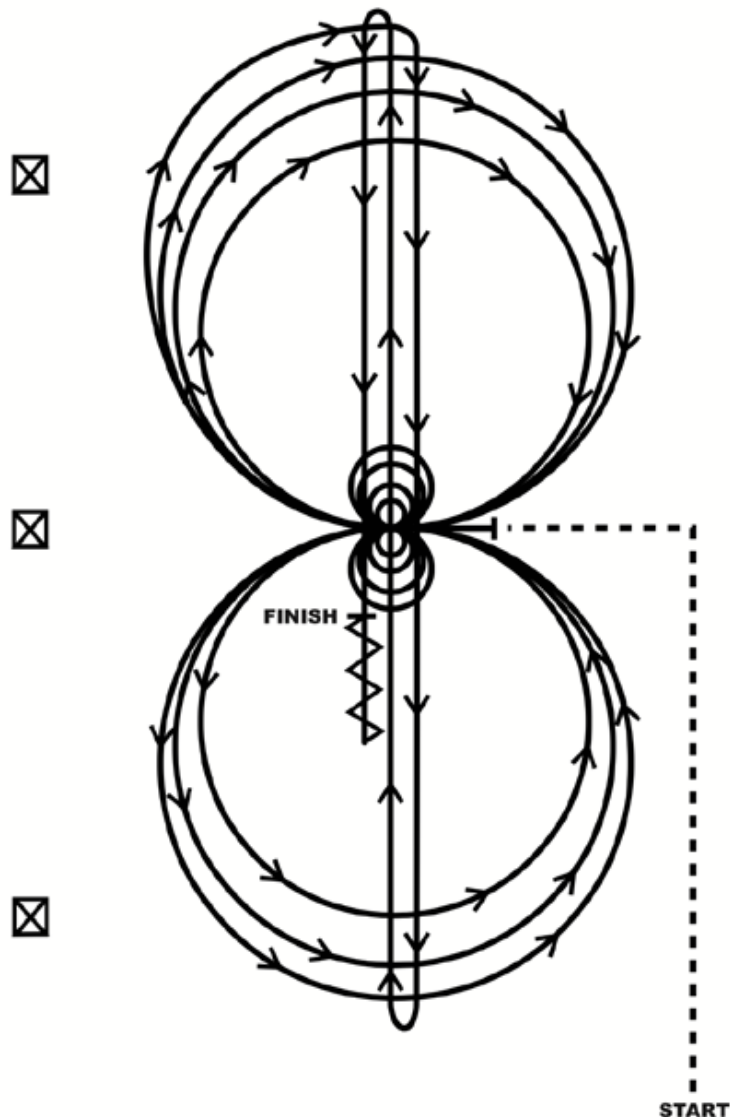
Must jog to the center of the arena. Must walk or stop prior to starting the pattern. Beginning at the center of the arena facing the left wall or fence.

1. Complete four spins to the left. Hesitate.
2. Complete four spins to the right. Hesitate.
3. Beginning on the right lead complete three circles to the right; the first circle small and slow; the next two circles large and fast. Change leads at the center of the arena.
4. Complete three circles to the left; the first circle small and slow; the next two circles large and fast. Change leads at the center of the arena.
5. Begin a large circle to the right, but do not close this circle. Run down the center of the arena past the end marker and do a right rollback—no hesitation.
6. Run up the middle to the opposite end of the arena past the end marker and do a left rollback—no hesitation.
7. Run past the center marker and do a sliding stop. Back up to the center of the arena or at least ten feet (three meters). Hesitate to demonstrate completion of the pattern.

Classes

- 90 - OP
- 91 - OP Solid Horse
- 92 - AM
- 93 - AM Solid Horse
- 94 - YA
- 95 - YA Solid Horse/Pony

Pattern 11



Western Riding

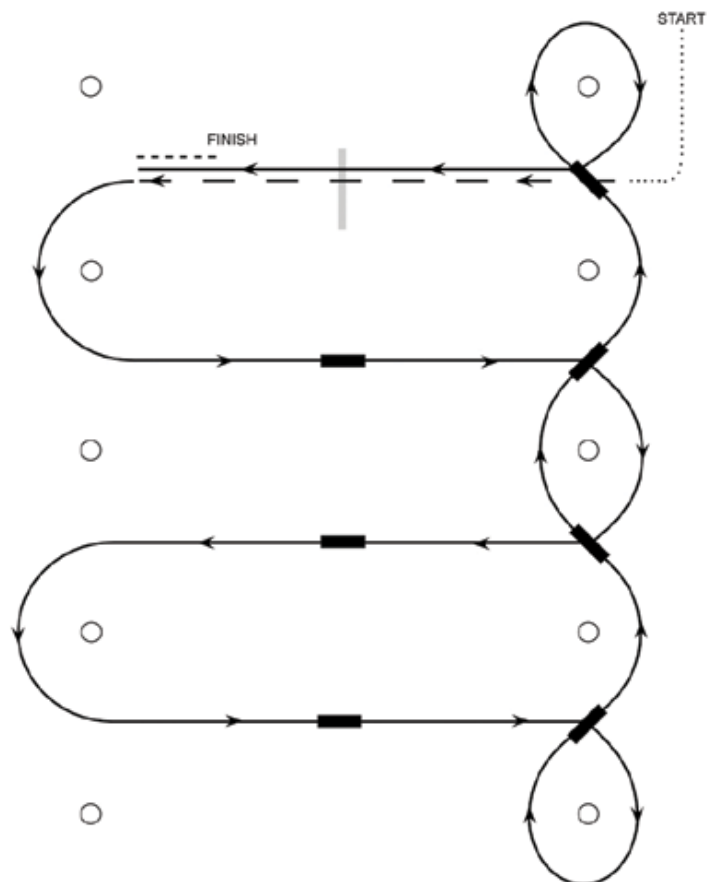
Instructions

WESTERN RIDING PATTERN #2

1. Walk, transition to jog, jog over log
2. Transition to left lead lope
3. First crossing change
4. Second crossing change
5. Third crossing change
6. Circle and first line change
7. Second line change
8. Third line change
9. Fourth line change and circle
10. Lope over log
11. Lope, stop and back

Classes

- 195 - YA Jr
- 196 - YA Sr
- 197 - YA Solid
- 426 - AM
- 427 - AM Solid



Western Riding

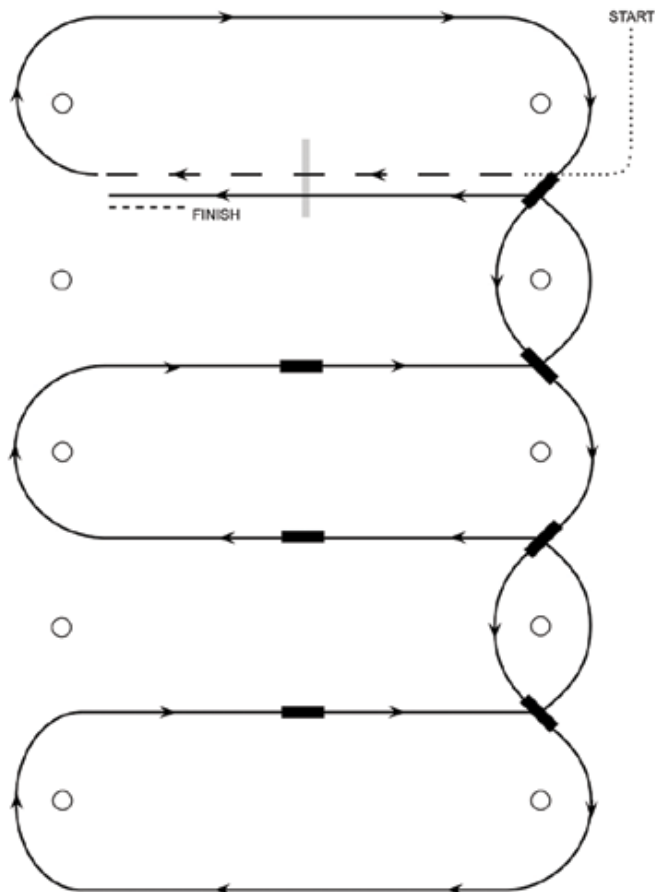
Classes

424 - Open Solid
425 - Open

Instructions

WESTERN RIDING PATTERN #4

1. Walk, transition to jog, jog over log
2. Transition to right lead lope
3. First line change
4. Second line change
5. Third line change
6. Fourth line change
7. First crossing change
8. Second crossing change
9. Third crossing change
10. Lope over log
11. Lope, stop & back



Western Riding

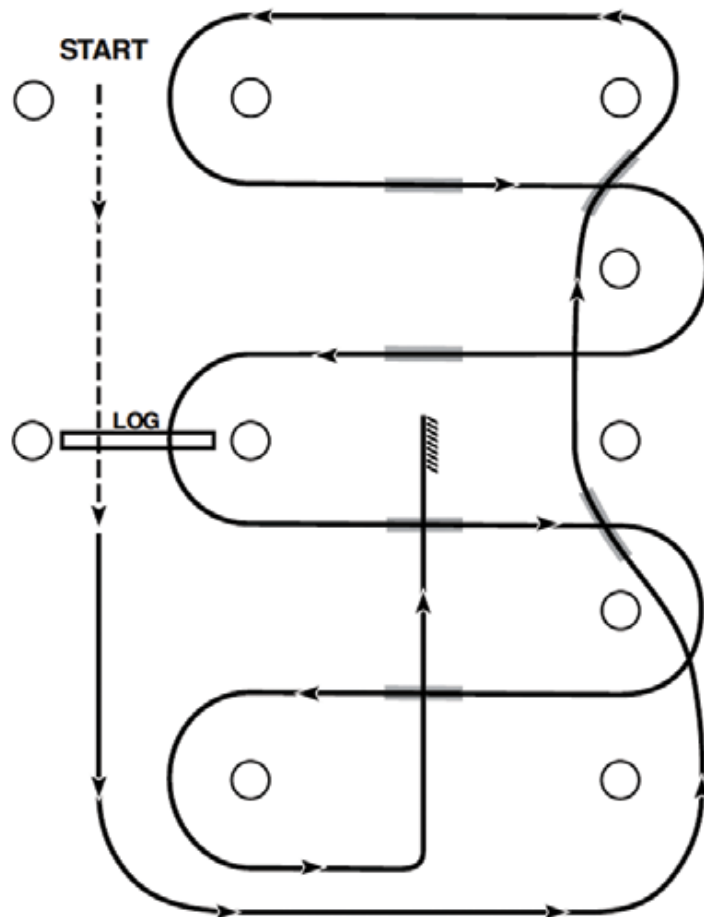
Classes

423 - Open, Green

Instructions

GREEN PATTERN #3

1. Walk at least 15' and jog over log.
2. Transition to left lead and lope around end.
3. First line change.
4. Second line change, lope around end of arena.
5. First crossing change.
6. Second crossing change.
7. Lope over log.
8. Third crossing change.
9. Fourth crossing change.
10. Lope up the center, stop and back.



Hunter Hack


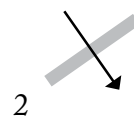
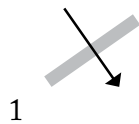
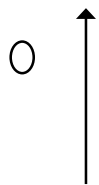
Instructions

- 170 - YA Pony, 2'3"-2'9"
- 171 - AM Novice, 2'3"-2'9"
- 172 - YA Novice, 2'3"-2'9"
- 173 - Open, 2'3"-2'9"
- 174 - Open Solid, 2'3"-2'9"
- 175 - AM, 2'3"-2'9"
- 176 - AM Solid, 2'3"-2'9"
- 177 - YA, 2'3"-2'9"
- 178 - YA Solid, 2'3"-2'9"

Classes

1. Canter over fences.
2. After 2nd fence, hand gallop to marker.
3. Stop at marker, back.

Finish



Path ———

Fence ———

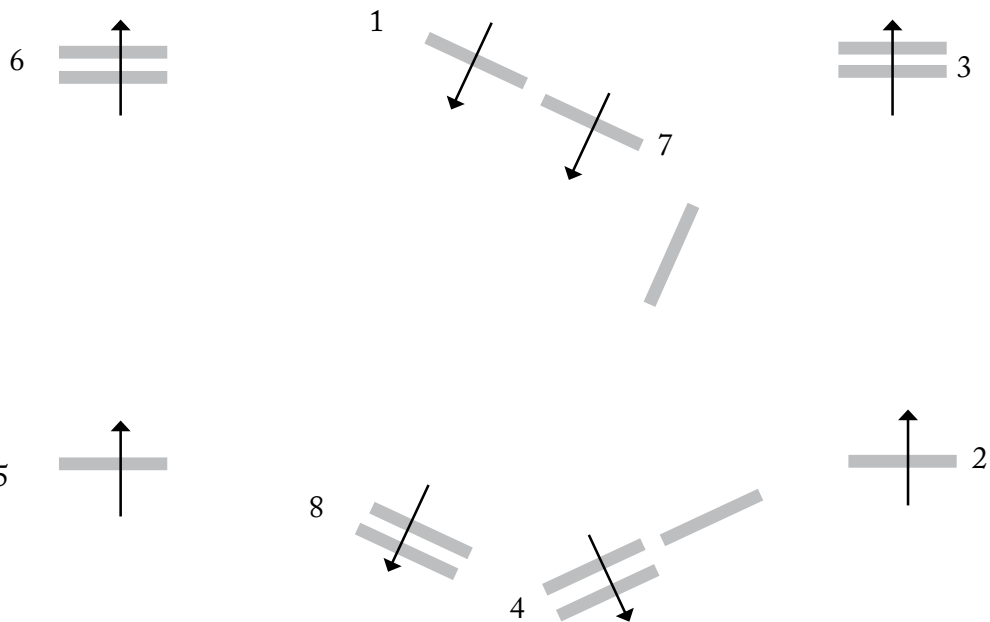
Working Hunter Over Fences

Classes

Instructions

Jump fences 1-8

- 159 - YA Pony, 2'3"-2'9"
- 160 - Open Green, 2'3"-2'9"
- 161 - Open Solid, 2'3"-2'9"
- 162 - AM, 2'3"-2'9"
- 163 - AM Solid, 2'3"-2'9"
- 164 - YA, 2'3"-2'9"
- 165 - Open 2'3"-2'9"



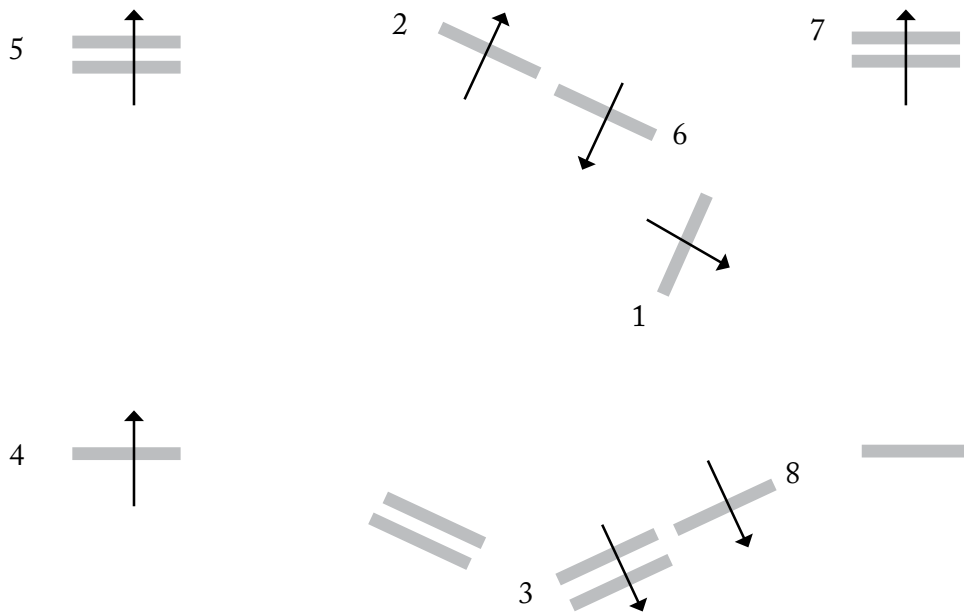
Equitation Over Fences

Instructions

166 - YA Pony, 2'3"-2'9"
167 - AM, 2'3"-2'9"
168 - YA, 2'3"-2'9"

Classes

Jump fences 1-8



Path ———

Fence ———

Jumping

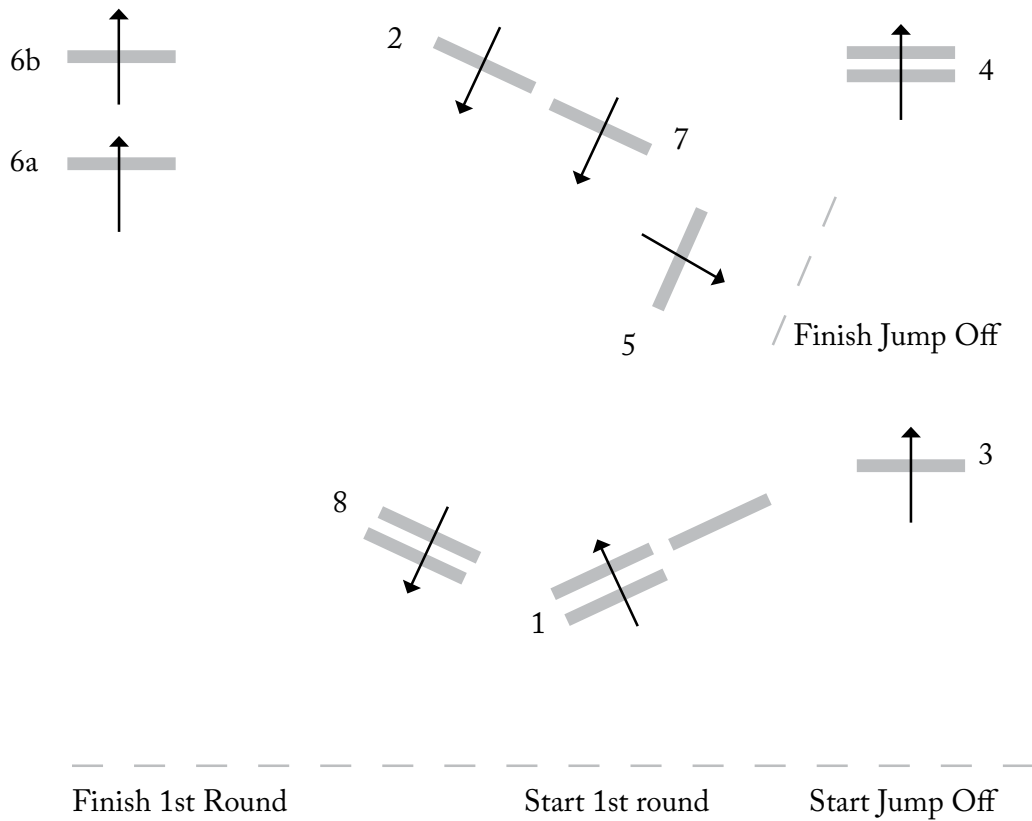
Classes

Jump fences 1-8

JUMP OFF 3, 10, 6ab, 2, 4, 5

Instructions

169 - Open 2'3"-2'9"



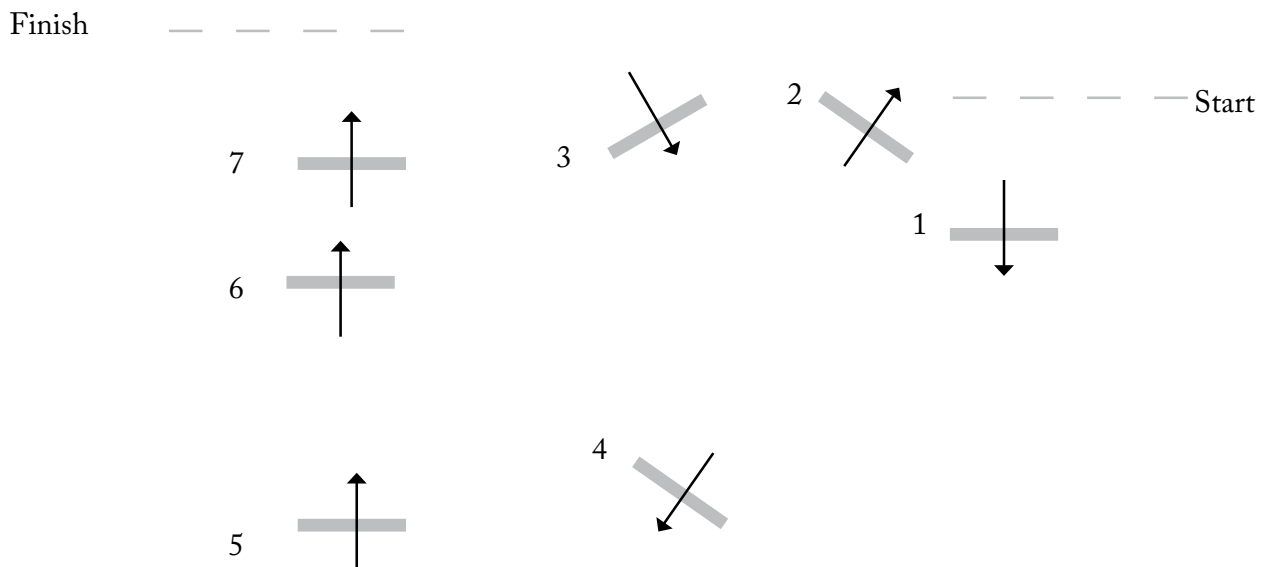
Jumping In-hand

Instructions

Jump fences 1-7

Classes

518 - Miniature
519 - B Miniature
520 - Solid Miniature/B Miniature
521 - Pony
522 - AM Miniature/B Miniature/Pony
523 - YA Miniature/B Miniature/Pony



Path ———

Fence ———

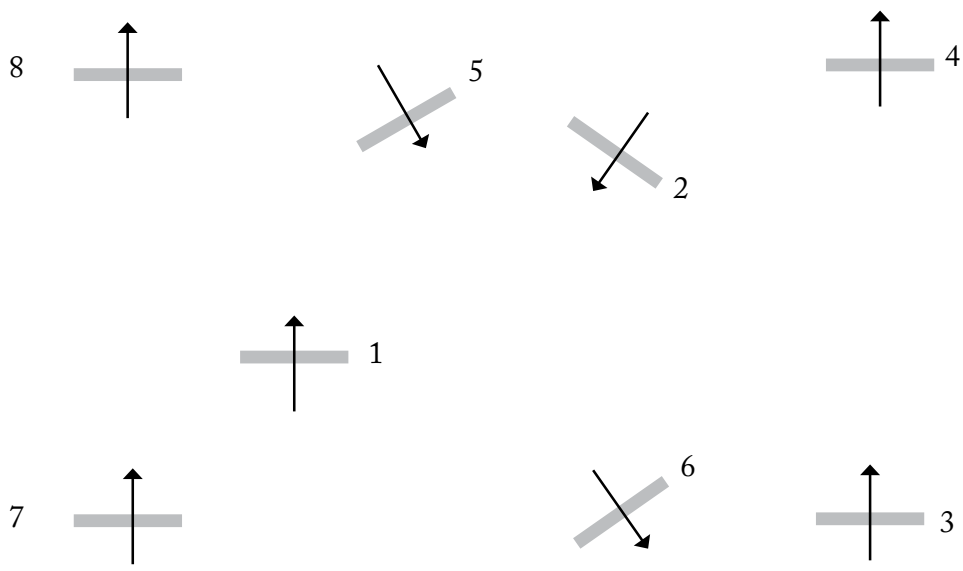
Hunter Over Fences In-hand

Classes

- 512 - Miniature
- 513 - AM Miniature/B Miniature/Pony
- 514 - YA Miniature/B Miniature/Pony
- 515 - B Miniature
- 516 - Solid Miniature/B Miniature
- 517 - Pony

Instructions

Jump fences 1-8



Path 

Fence 

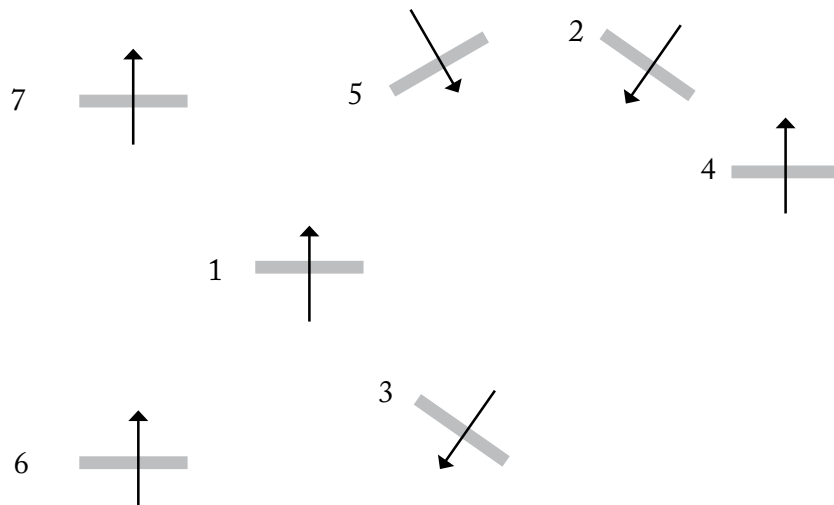
Hunter Over Fences In-hand

Instructions

Miniature/B Miniature Versatility

Classes

Jump fences 1-7



Path 

Fence 

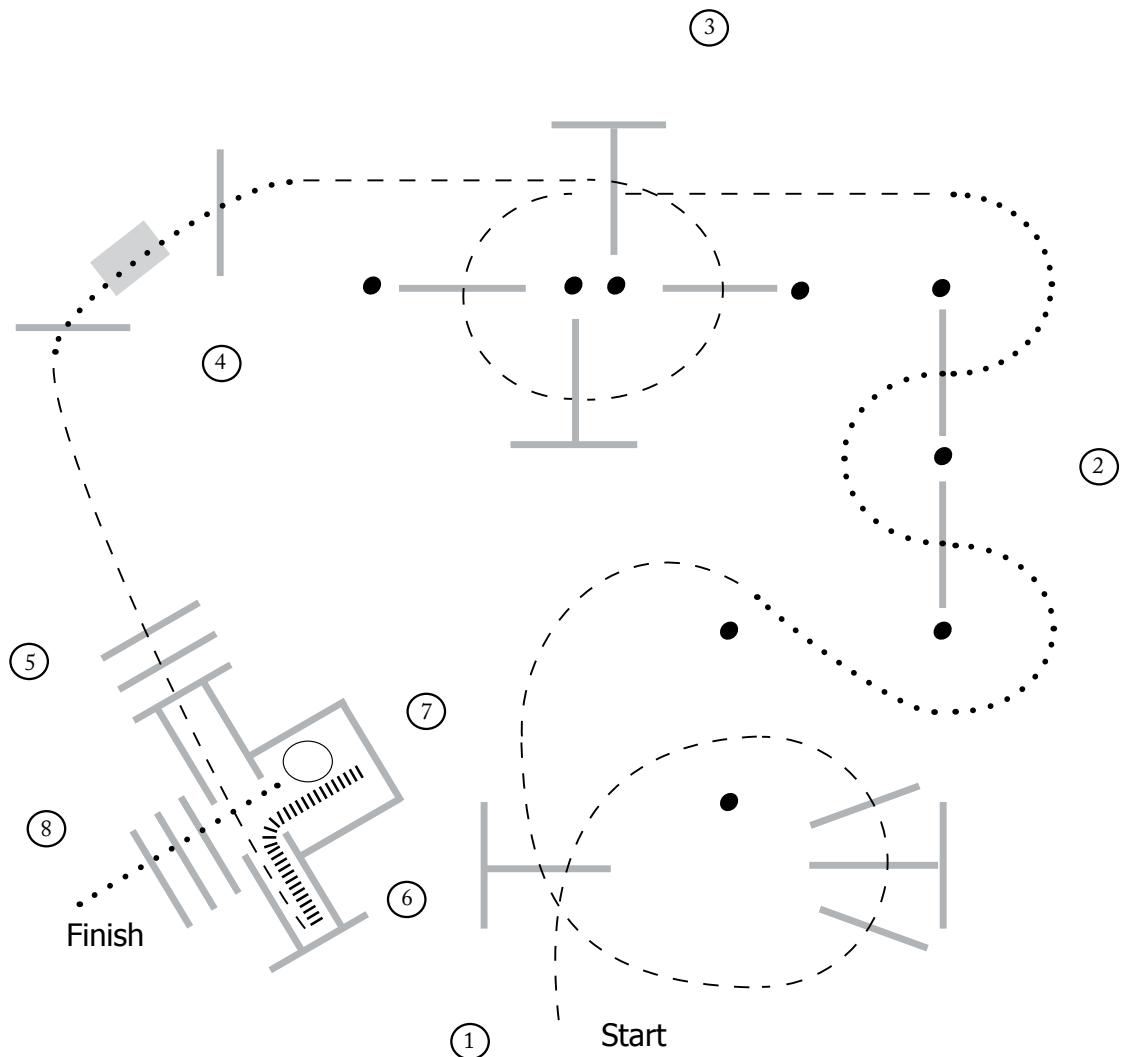
Trail In-Hand

Classes

- 460 - OP Miniature
- 461 - OP B Miniature
- 462 - OP Solid Miniature/B Miniature
- 463 - AM Mini/B Mini
- 464 - YA Mini/B Mini
- 465 - OP Pony
- 466 - AM Pony
- 467 - YA Pony

Instructions

1. Jog over poles.
2. Break to walk, walk through serpentine and over poles.
3. Jog over poles and around cones.
4. Stop or break to walk, walk over poles and over bridge.
5. Jog over poles and into chute, stop in chute.
6. Back around corner and into box.
7. Execute a 360° turn right, walk out of box.
8. Walk over poles.



MOT
2021

Tim Kimura • Copyright 2021 • All Rights Reserved

Walk

Jog - - - -

Back|||||||

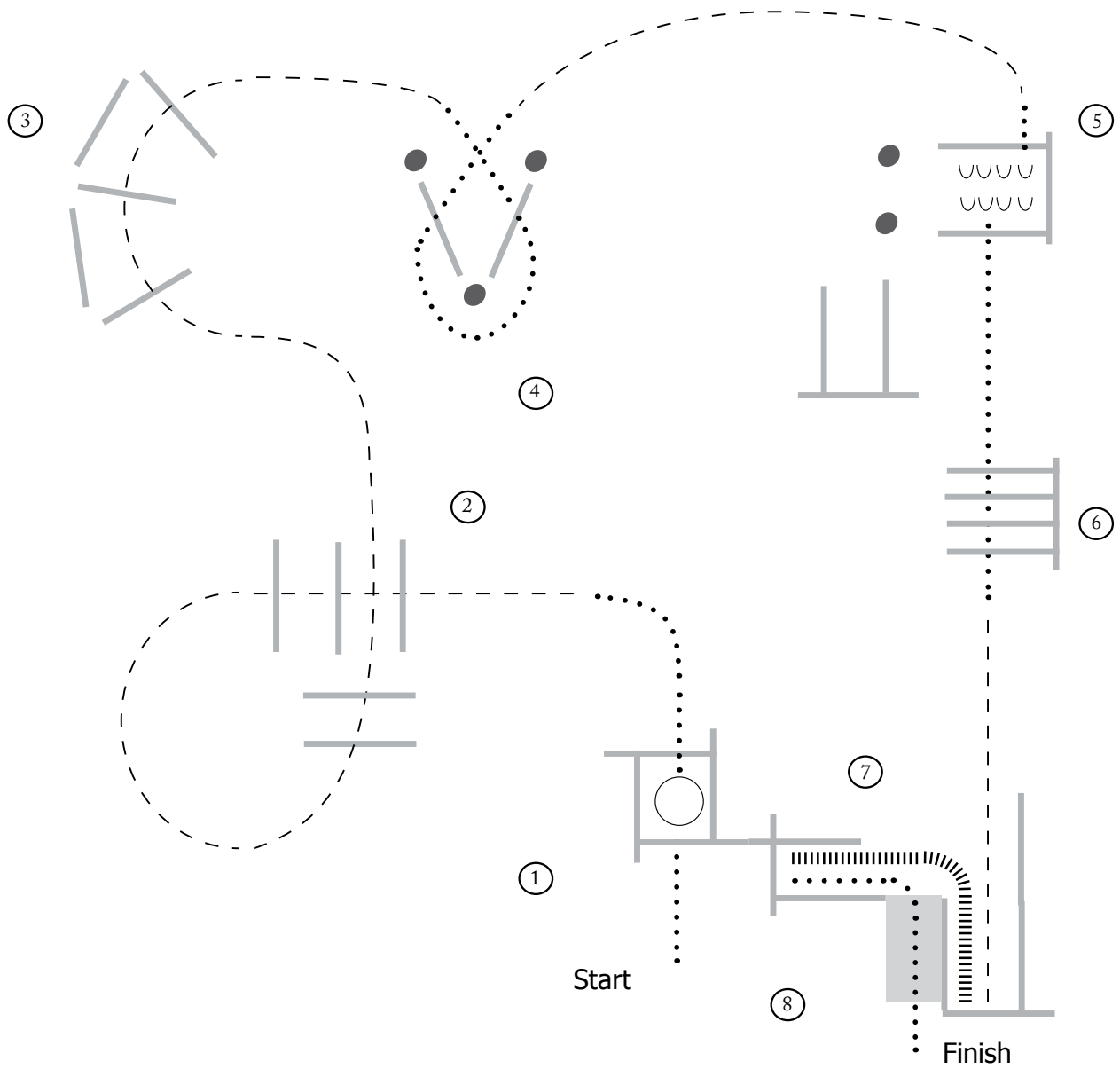
Trail In-hand

Instructions

1. Walk into box, execute a 360° turn right, walk out of box.
2. Jog over poles.
3. Jog over poles.
4. Break to walk, walk over poles.
5. Jog to box, walk in box, sidepass right, walk over pole.
6. Walk over poles.
7. Jog into chute, back "L".
8. Walk over bridge.

Classes

- 562 - OP Utility Jr Horse
- 567 - OP Donkey Miniature



MOT
2021

Tim Kimura • Copyright 2021 • All Rights Reserved

Walk

Jog - - -

Back |||||

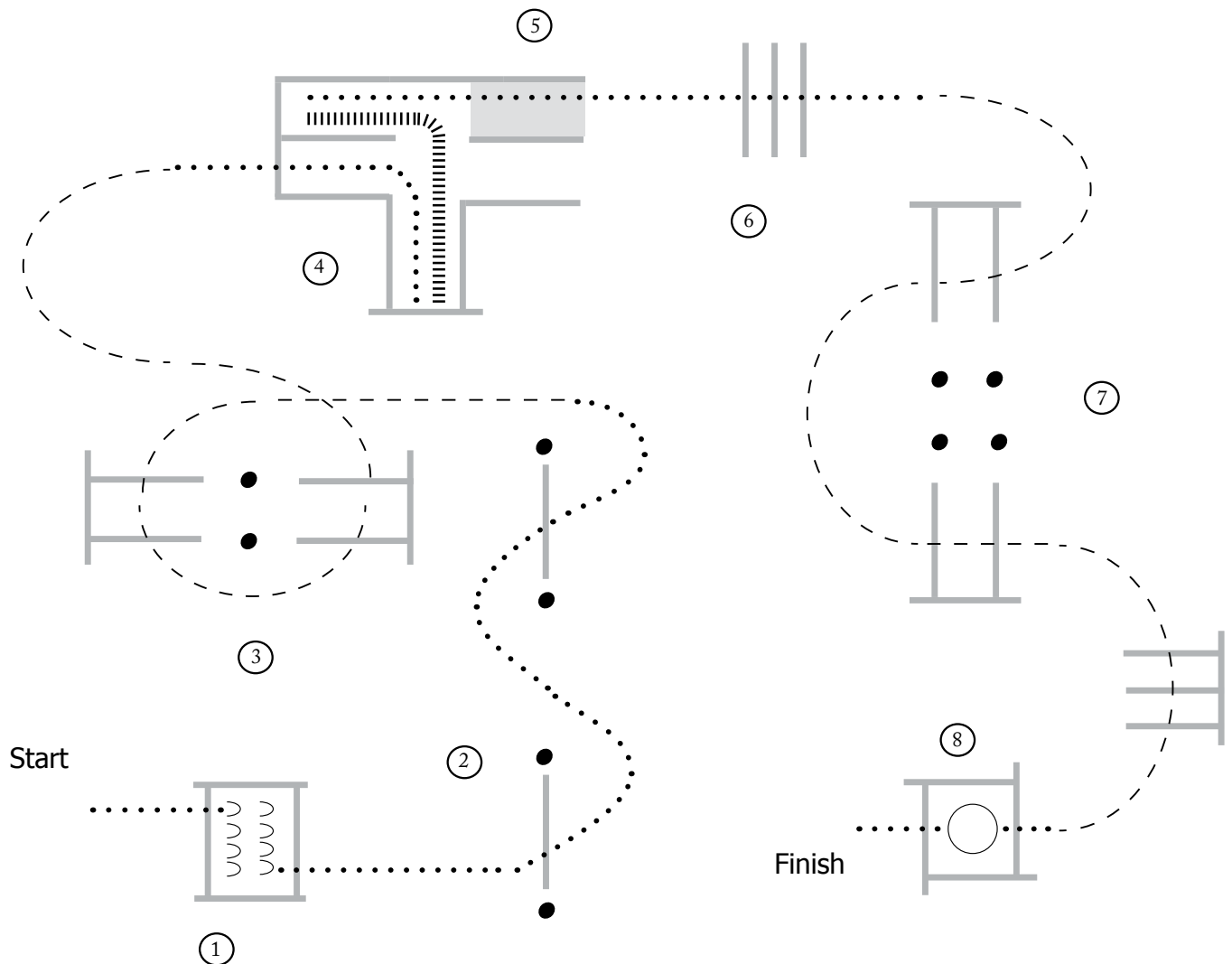
Trail In-Hand

Classes

- 273 - AM Yearling Horse
- 274 - AM Yearling Solid Horse
- 275 - OP Yearling Horse
- 276 - OP Yearling Solid Horse

Instructions

1. Walk over pole, sidepass right, walk over pole.
2. Walk over poles and through serpentine.
3. Jog over poles and around cones.
4. Walk over pole, walk into chute, back "L".
5. Walk out of chute and over bridge.
6. Walk over poles.
7. Jog over poles, jog between poles.
8. Break to walk, walk into box, execute 360° turn right, walk out of box.



Tim Kimura • Copyright 2021 • All Rights Reserved

Walk.....

Trot - - -

Back ||||||||||

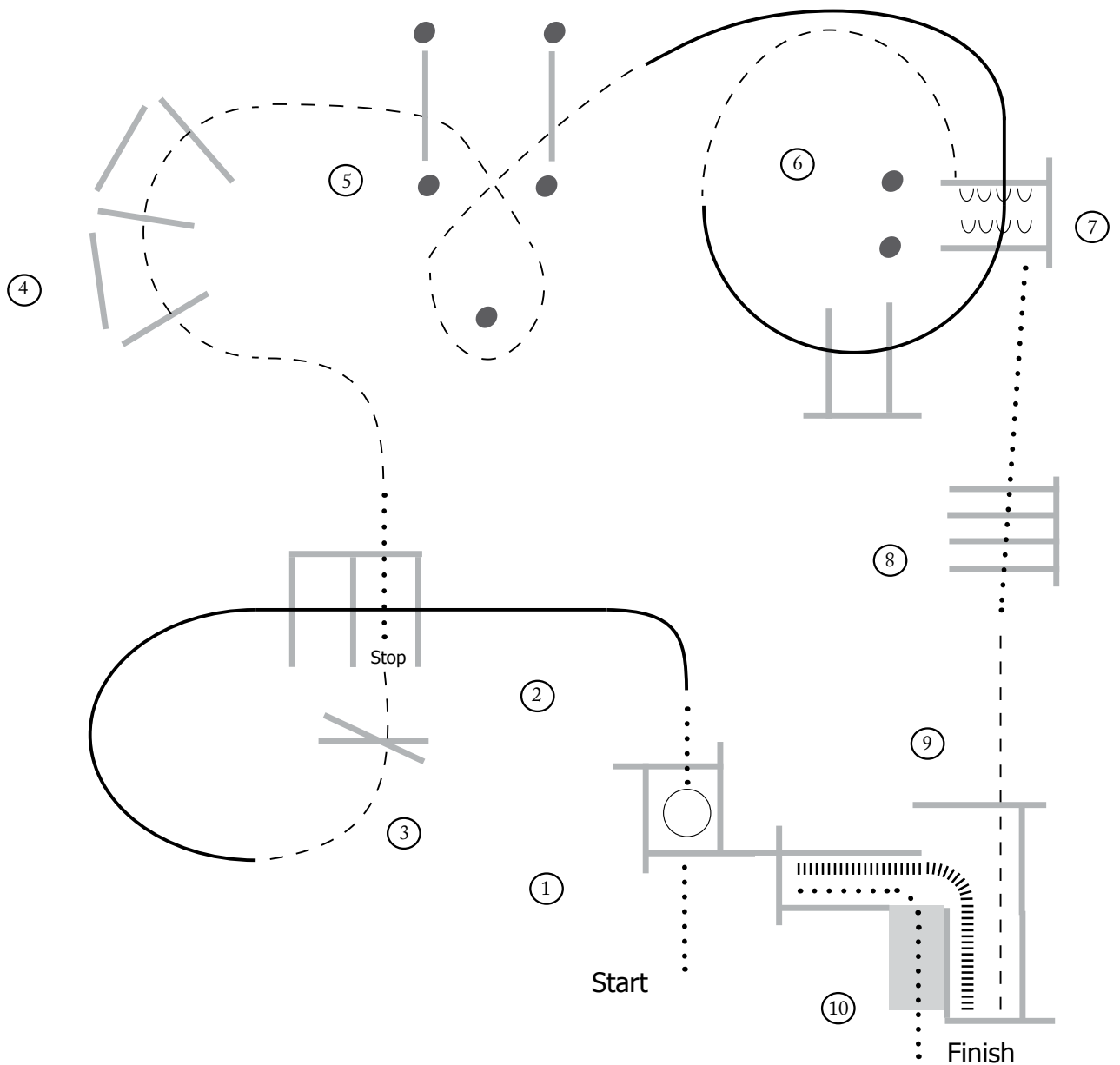
Trail

Instructions

1. Walk into box, execute 360° turn either direction, walk out of box.
2. Lope, left lead, over poles.
3. Break to jog, jog over jump, stop.
4. Jog over poles.
5. Jog over poles and around cones.
6. Lope, right lead, over poles, break to jog.
7. Walk over pole, sidepass left, walk over pole.
8. Walk over poles.
9. Jog into chute, stop, back through "L".
10. Walk over bridge.

Classes

- 568 - OP Senior Mule
- 569 - YA Mule
- 570 - OP Junior Mule
- 571 - OP Donkey
- 572 - AM Mule



Tim Kimura • Copyright 2021 • All Rights Reserved

Walk

Jog - - -

Lope ———

Back |||||

Sidepass ~~~~

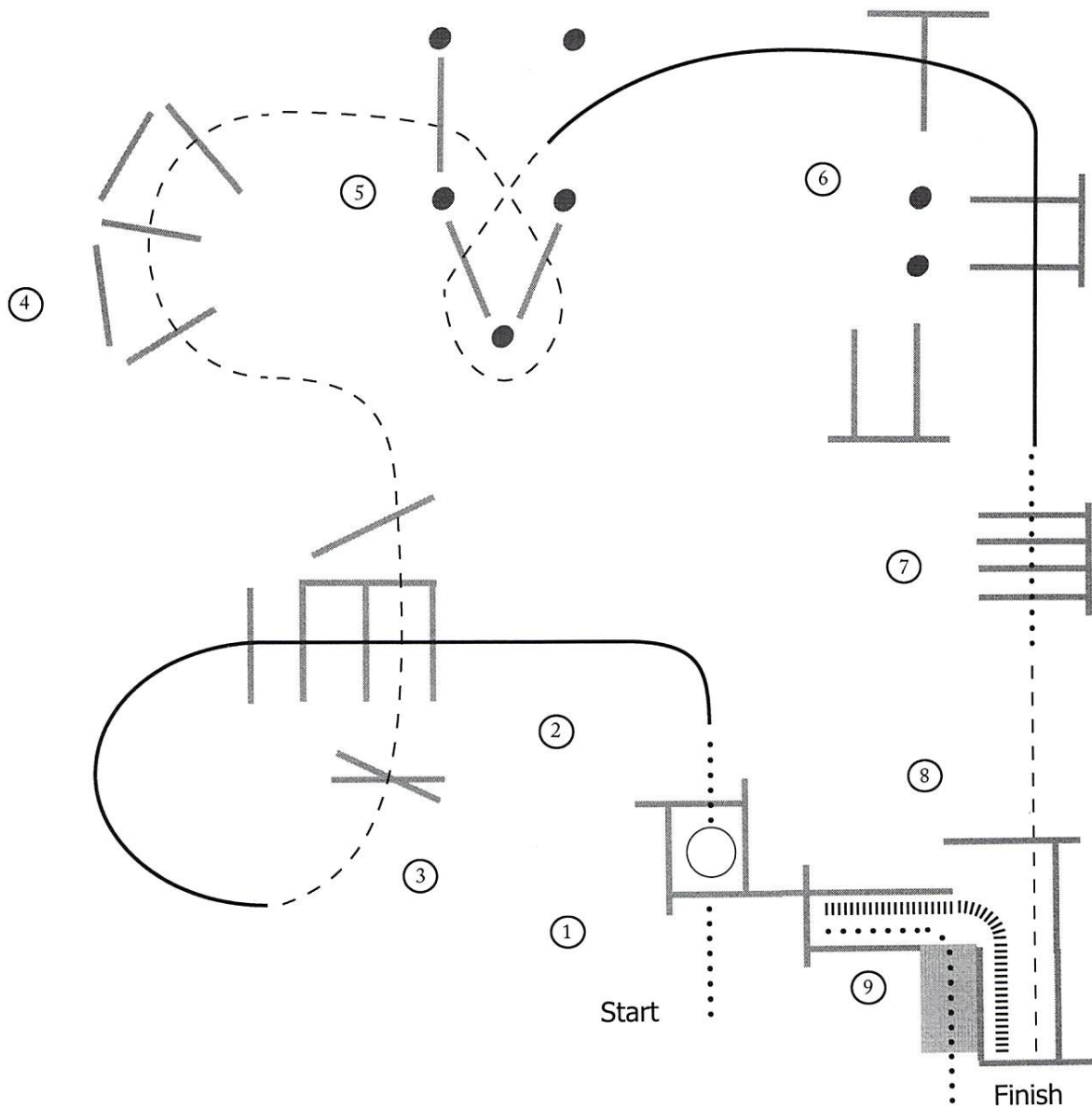
Trail

Classes

- 563 - YA English PL/SD
- 564 - AM English PL/SD
- 565 - OP English PL/SD
- ~~566 - OP English Utility Horse~~

Instructions

1. Walk into box, execute 360° turn either direction, walk out of box.
2. Canter, left lead, over poles.
3. Break to trot, trot over jump and poles.
4. Trot over poles.
5. Trot over poles and around cones.
6. Canter, right lead, over poles.
7. Stop or break to walk, walk over poles.
8. Trot over pole, trot into chute, stop and back through "L".
9. Walk over bridge.



Tim Kimura • Copyright 2021 • All Rights Reserved

Walk Trot - - Canter ——— Back |||||

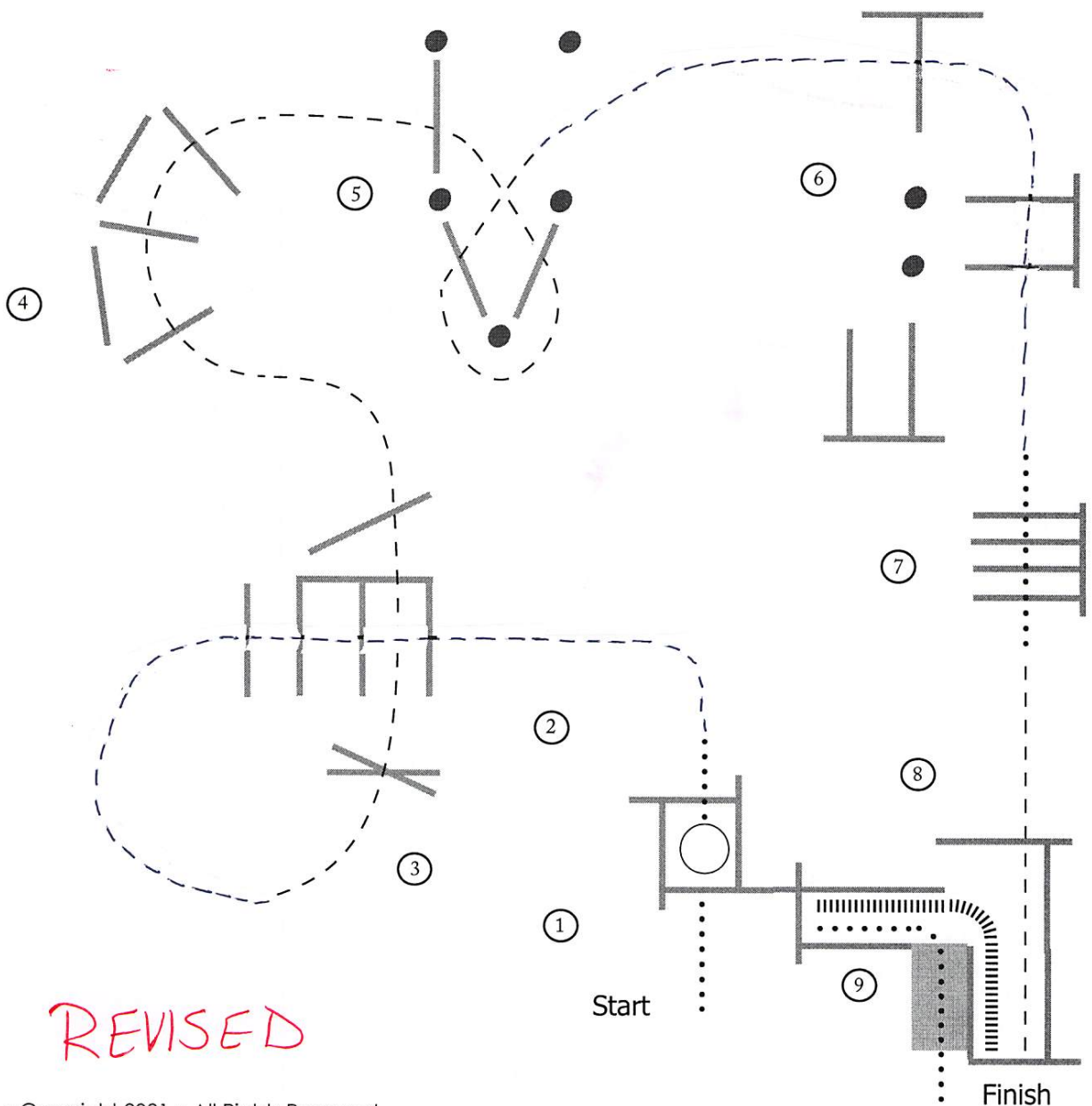
Trail

Classes

566- OP English Utility Horse
moved from page 48

Instructions

1. Walk into box, execute 360° turn either direction, walk out of box.
2. **TROT** over poles.
3. Break to trot, trot over jump and poles.
4. Trot over poles.
5. Trot over poles and around cones.
6. **TROT** over poles.
7. Stop or break to walk, walk over poles.
8. Trot over pole, trot into chute, stop and back through "L".
9. Walk over bridge.



MOT
2021

Tim Kimura • Copyright 2021 • All Rights Reserved

Walk Trot - - Canter — Back |||||

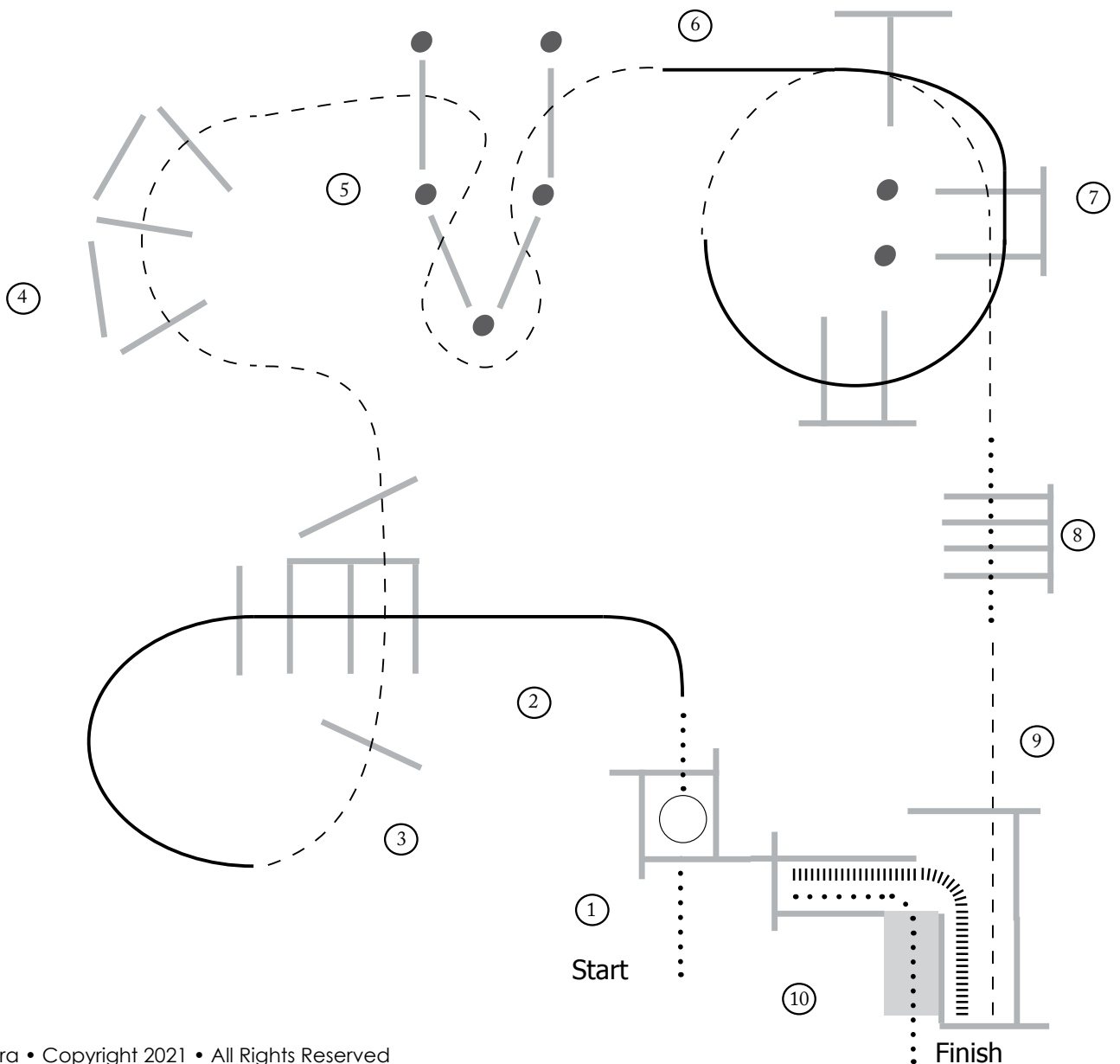
Trail

Instructions

1. Walk into box, execute 360° turn either direction, walk out of box.
2. Lope, left lead, over poles.
3. Break to jog, jog over poles.
4. Jog over poles.
5. Jog over poles and around cones.
6. Lope, right lead, over poles.
7. Break to jog, jog over poles.
8. Stop or break to walk, walk over poles.
9. Jog over pole, jog into chute, stop and back through "L".
10. Walk over bridge.

Classes

- 573 - YA PL/SD Horse
- 574 - AM PL/SD Horse
- 575 - OP PL/SD Horse



Tim Kimura • Copyright 2021 • All Rights Reserved

Walk Jog - - - Lope — Back |||||

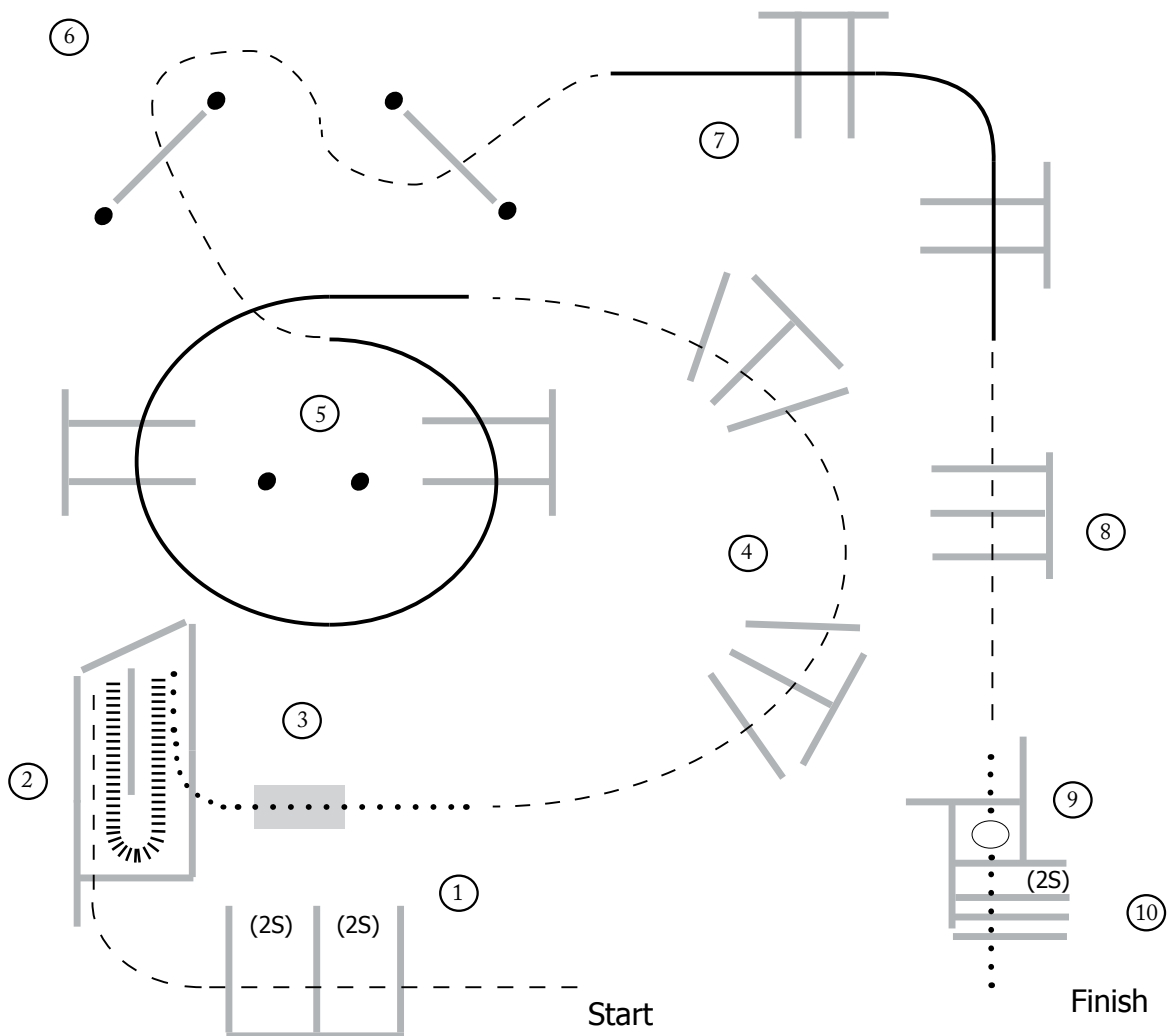
Trail

Classes

- 204 - YA Novice
- 205 - YA Western Pony
- 206 - YA West Solid Hrs/Pny

Instructions

1. Jog over poles and into chute.
2. Back a u-turn between poles.
3. Walk over pole and over bridge.
4. Jog over poles.
5. Lope, left lead, over poles.
6. Break to jog, jog through serpentine and over poles.
7. Lope, right lead, over poles.
8. Break to jog, jog over poles.
9. Stop or break to walk, walk into box, execute 360° turn either direction, walk out of box.
10. Walk over poles.



Tim Kimura • Copyright 2021 • All Rights Reserved

Walk Jog - - - Lope ——— Back |||||

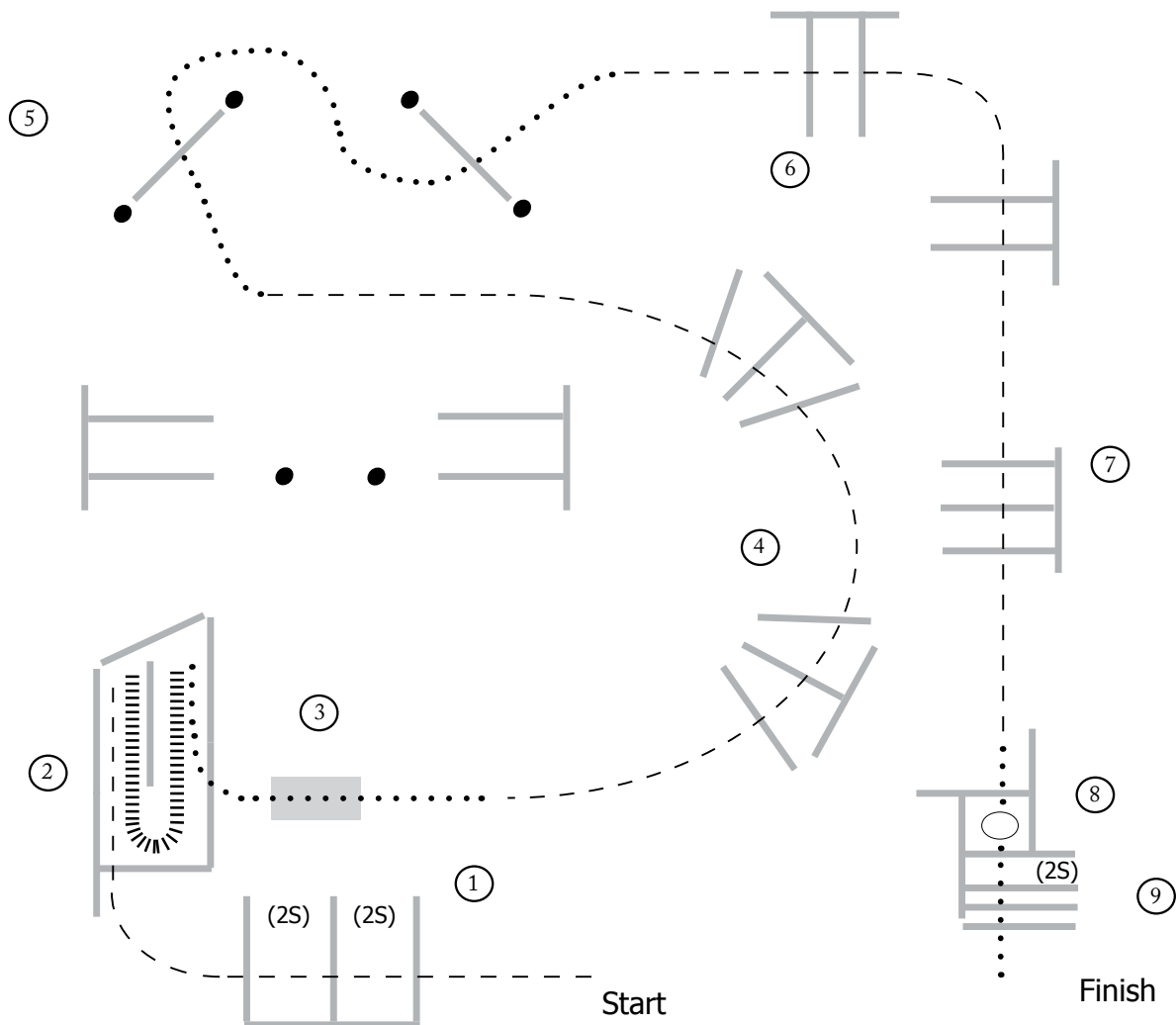
Trail

Instructions

1. Jog over poles and into chute.
2. Back a u-turn between poles.
3. Walk over pole and over bridge.
4. Jog over poles.
5. Stop or break to walk, walk over poles and through serpentine.
6. Jog over poles.
7. Jog over poles.
8. Stop or break to walk, walk into box, execute 360° turn either direction, walk out of box.
9. Walk over poles.

Classes

- 207 - YA WT 11-18
- 208 - YA WT 11-18 Solid
- 209 - YA WT 10&U
- 210 - YA WT 10&U Solid



MOT
2021

Tim Kimura • Copyright 2021 • All Rights Reserved

Walk Jog - - -

Back |||||

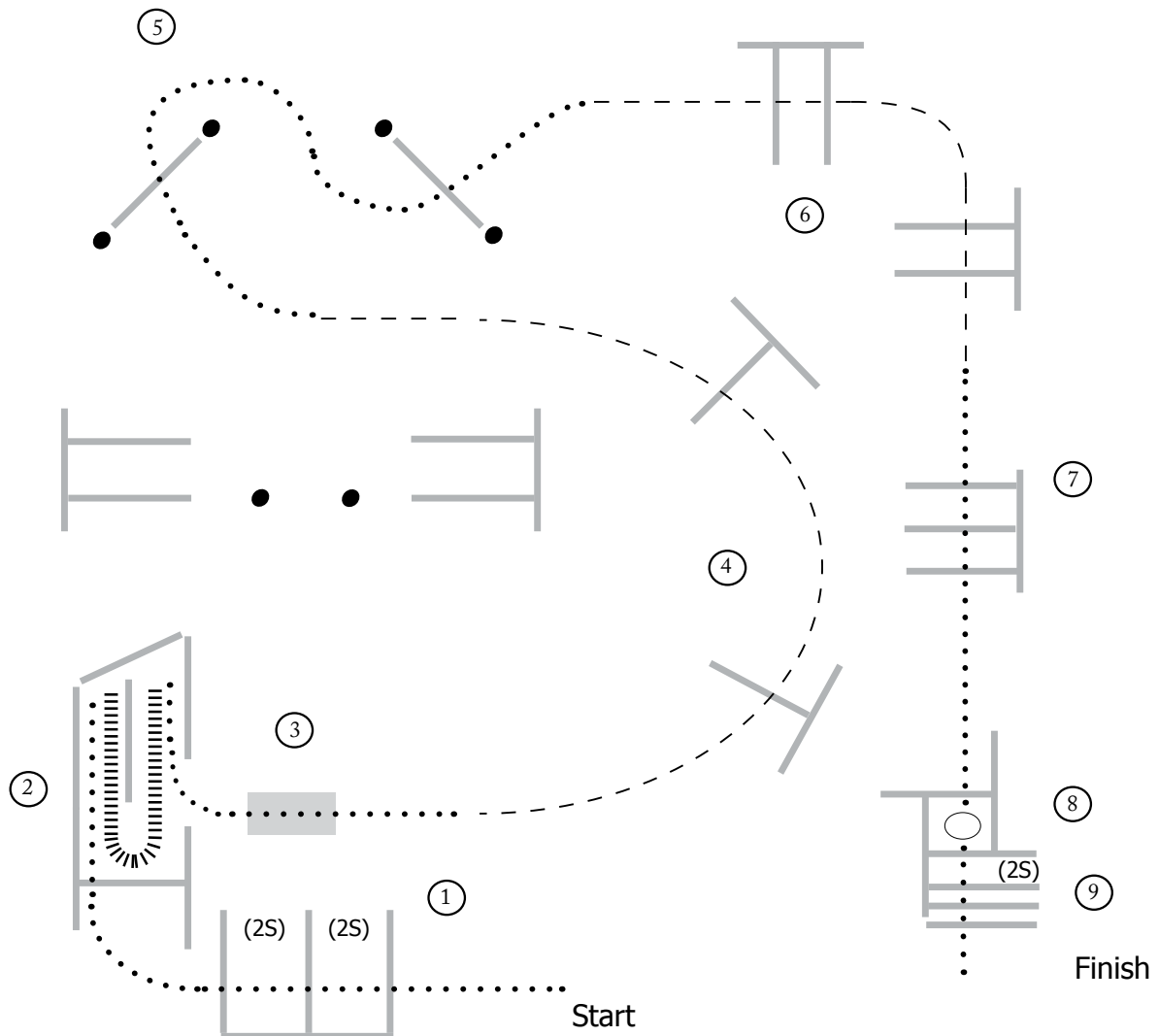
Trail

Classes

201 - YA Leadline W/T

Instructions

1. Walk over poles and into chute.
2. Back a u-turn between poles.
3. Walk over bridge.
4. Jog over poles.
5. Stop or break to walk, walk over poles and through serpentine.
6. Jog over poles.
7. Break to walk, walk over poles.
8. Walk into box, execute 360° turn either direction, walk out of box.
9. Walk over poles.



MOT
2021

Tim Kimura • Copyright 2021 • All Rights Reserved

Walk..... Jog - - -

Back |||||

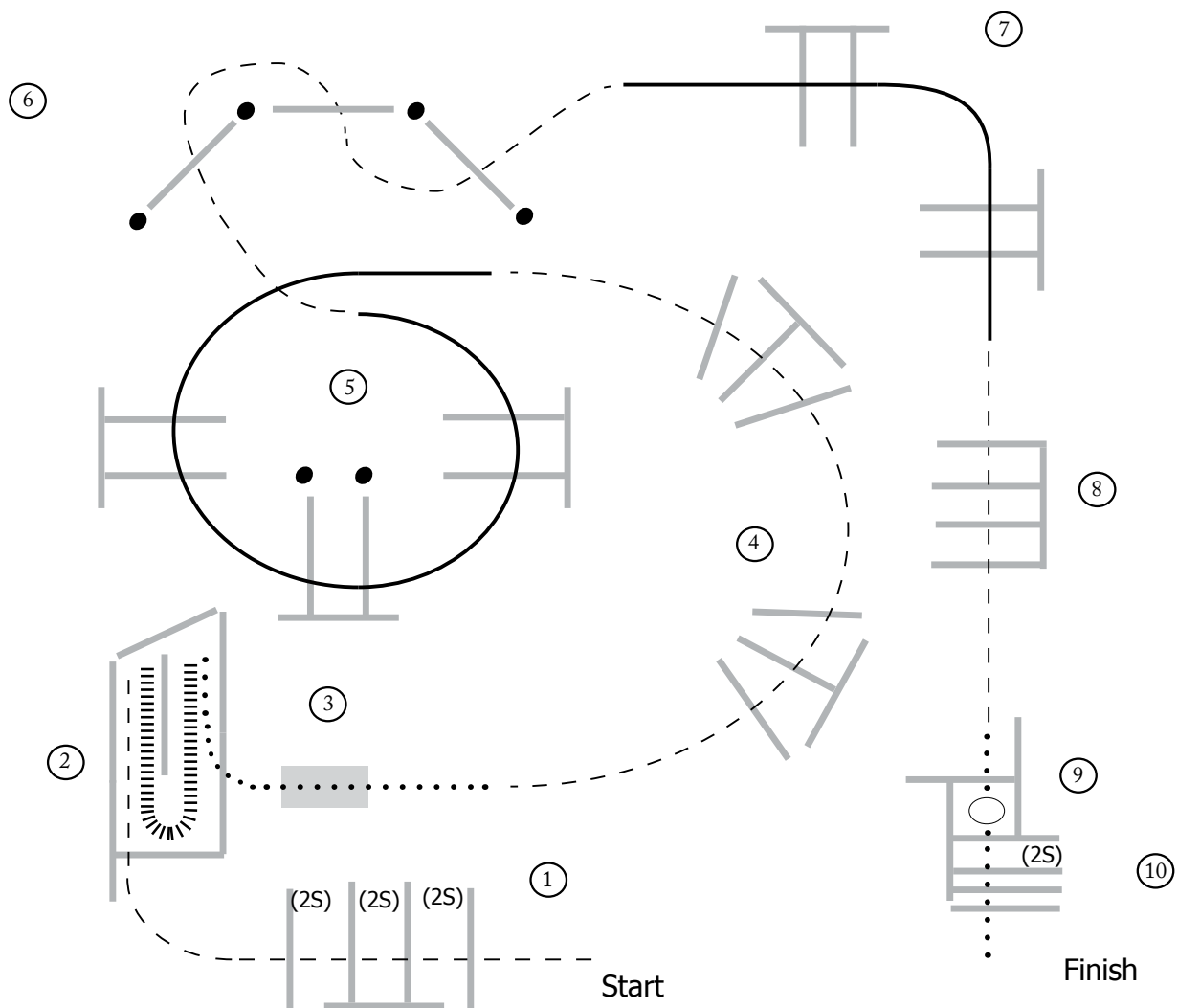
Trail

Instructions

1. Jog over poles and into chute.
2. Back a u-turn between poles.
3. Walk over pole and over bridge.
4. Jog over poles.
5. Lope, left lead, over poles.
6. Break to jog, jog through serpentine and over poles.
7. Lope, right lead, over poles.
8. Break to jog, jog over poles.
9. Stop or break to walk, walk into box, execute 360° turn either direction, walk out of box.
10. Walk over poles.

Classes

- 202 - YA JR West Hrs ST/HN
 203 - YA SR West Hrs ST/HN



Tim Kimura • Copyright 2021 • All Rights Reserved

Walk Jog - - -

Back |||||

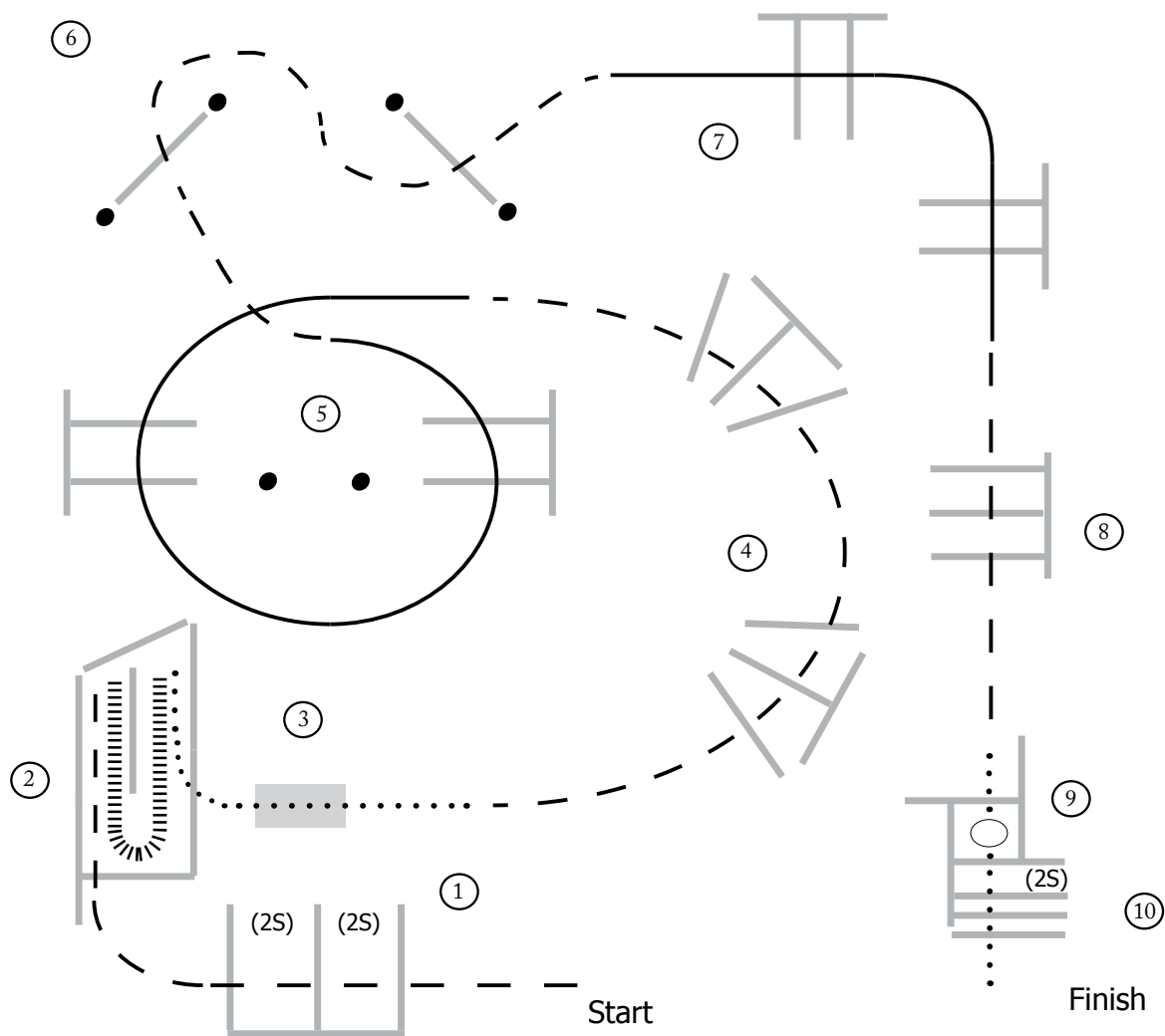
Trail

Classes

- 198 - YA Jr - English, Horse, ST/HN
- 199 - YA Sr - English, Horse, ST/HN
- 200 - YA - English, Solid Horse/Pony

Instructions

1. Trot over poles and into chute.
2. Back a u-turn between poles.
3. Walk over pole and over bridge.
4. Trot over poles.
5. Canter, left lead, over poles.
6. Break to trot, trot through serpentine and over poles.
7. Canter, right lead, over poles.
8. Break to trot, trot over poles.
9. Stop or break to walk, walk into box, execute 360° turn either direction, walk out of box.
10. Walk over poles.



Tim Kimura • Copyright 2021 • All Rights Reserved

Walk Trot - - Canter — Back |||||

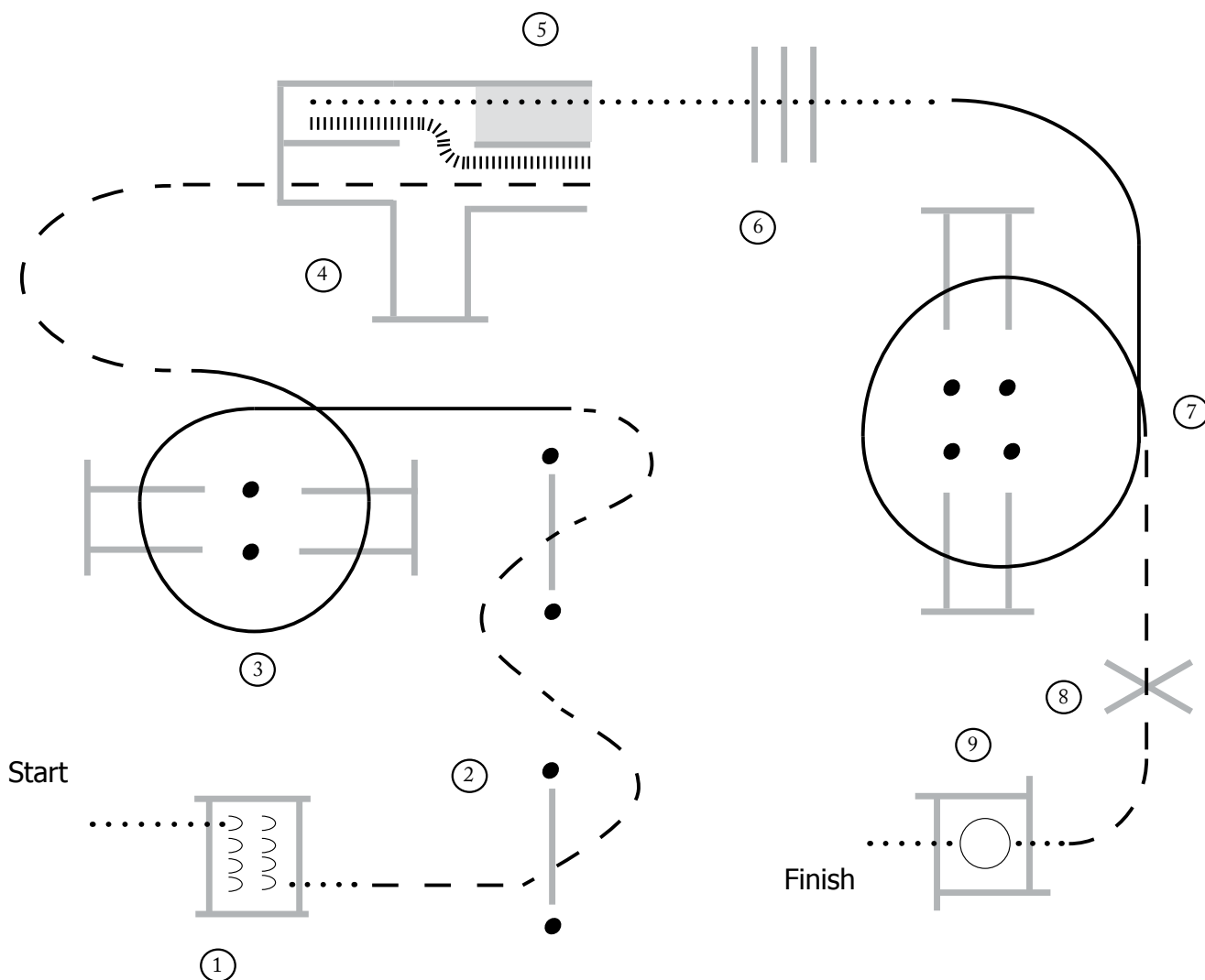
Trail

Instructions

1. Walk over pole, sidepass right, walk over pole.
2. Trot over poles and through serpentine.
3. Canter, left lead, over poles.
4. Trot over pole and into chute. Back chute to chute.
5. Walk out of chute and over bridge.
6. Walk over poles.
7. Canter, right lead, over poles.
8. Break to the trot, trot over jump, trot up to box.
9. Break to the walk, walk into box, execute a 360° turn either way, walk out of box.

Classes

- 277 - AM Jr - English
- 278 - AM Sr - English
- 279 - AM Elite - English
- 280 - AM -English, Solid



Tim Kimura • Copyright 2021 • All Rights Reserved

Walk Trot - - Canter — Back ||||| Sidepass)))

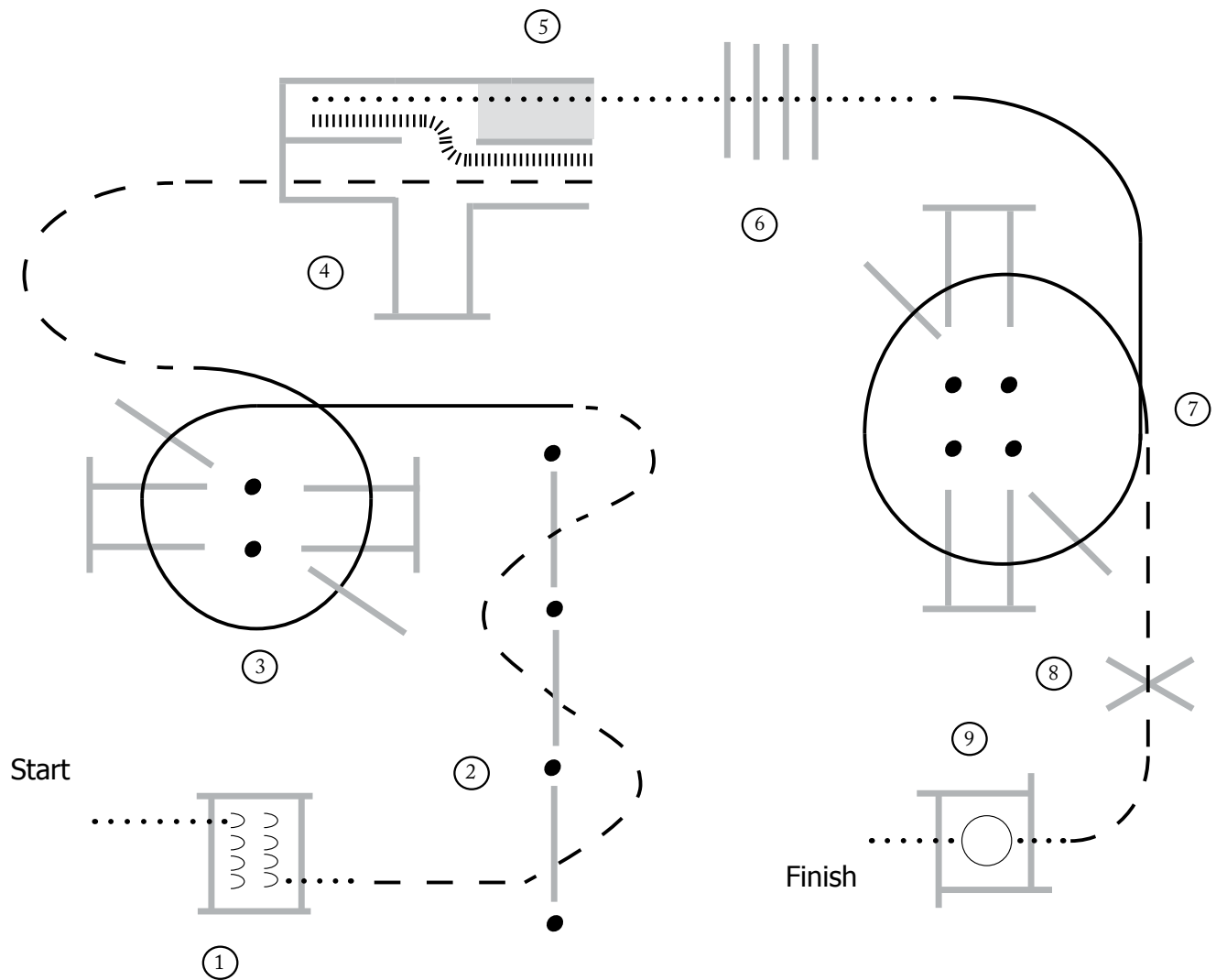
Trail

Classes

- 281 - OP - English
- 282 - OP - English, Solid

Instructions

1. Walk over pole, sidepass right, walk over pole.
2. Trot over poles and through serpentine.
3. Canter, left lead, over poles.
4. Trot over pole and into chute. Back chute to chute.
5. Walk out of chute and over bridge.
6. Walk over poles.
7. Canter, right lead, over poles.
8. Break to the trot, trot over jump, trot up to box.
9. Break to the walk, walk into box, execute a 360° turn either way, walk out of box.



Tim Kimura • Copyright 2021 • All Rights Reserved

Walk Trot - - - Canter — Back ||||| Sidepass ^^^

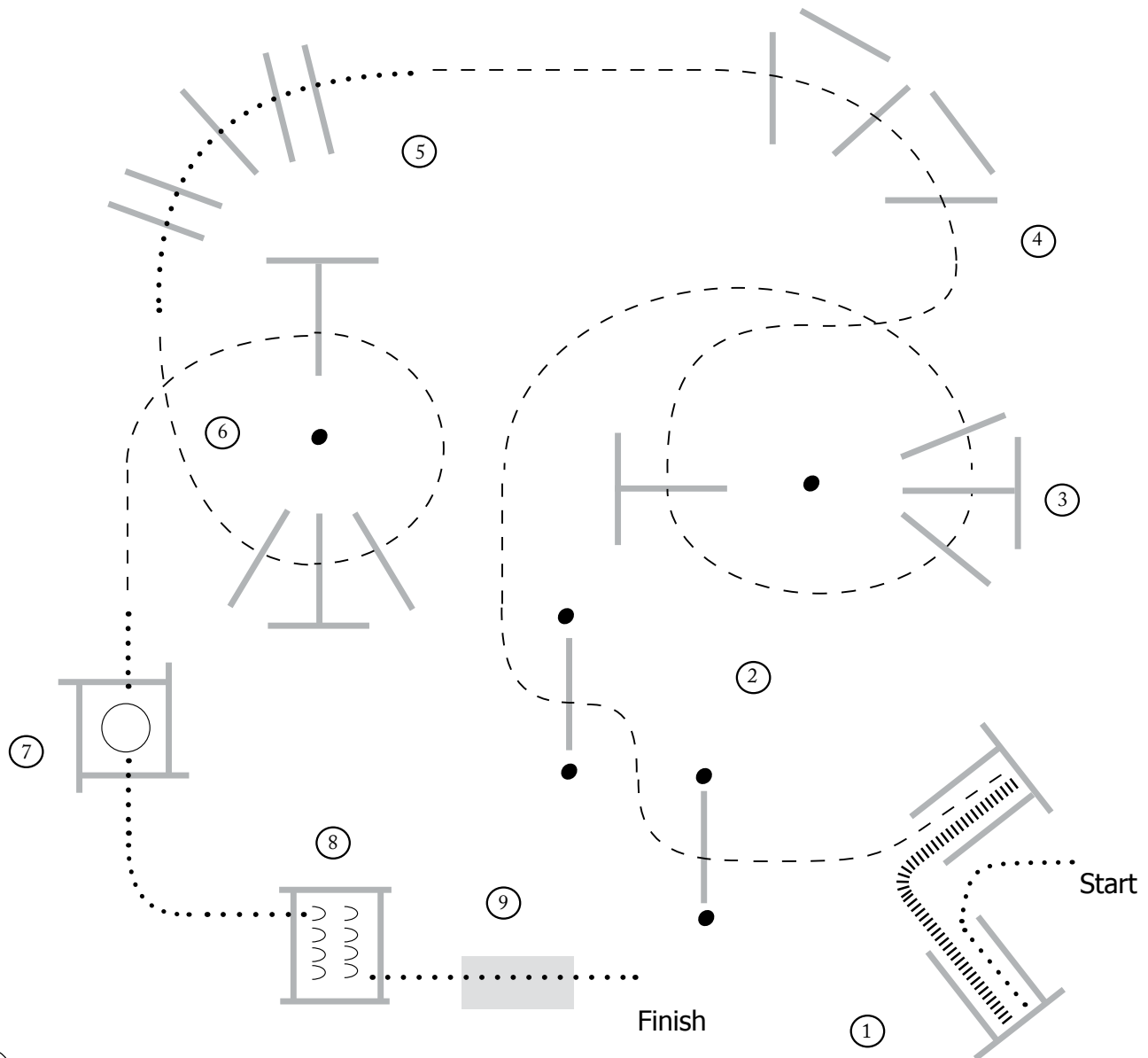
Trail

Instructions

1. Walk into chute, back through poles.
2. Jog through serpentine.
3. Jog over poles.
4. Jog over poles.
5. Stop or break to walk, walk over poles.
6. Jog over poles.
7. Stop or break to walk, walk into box, execute 360° turn either direction, walk out of box.
8. Walk into second box, stop, sidepass right, walk out of box.
9. Walk over bridge.

Classes

- 335 - AM JR W/T
- 336 - AM SR W/T
- 337 - AM Elite W/T
- 338 - AM W/T Solid



Tim Kimura • Copyright 2021 • All Rights Reserved

Walk

Jog - - -

Back |||||

Sidepass ~~~

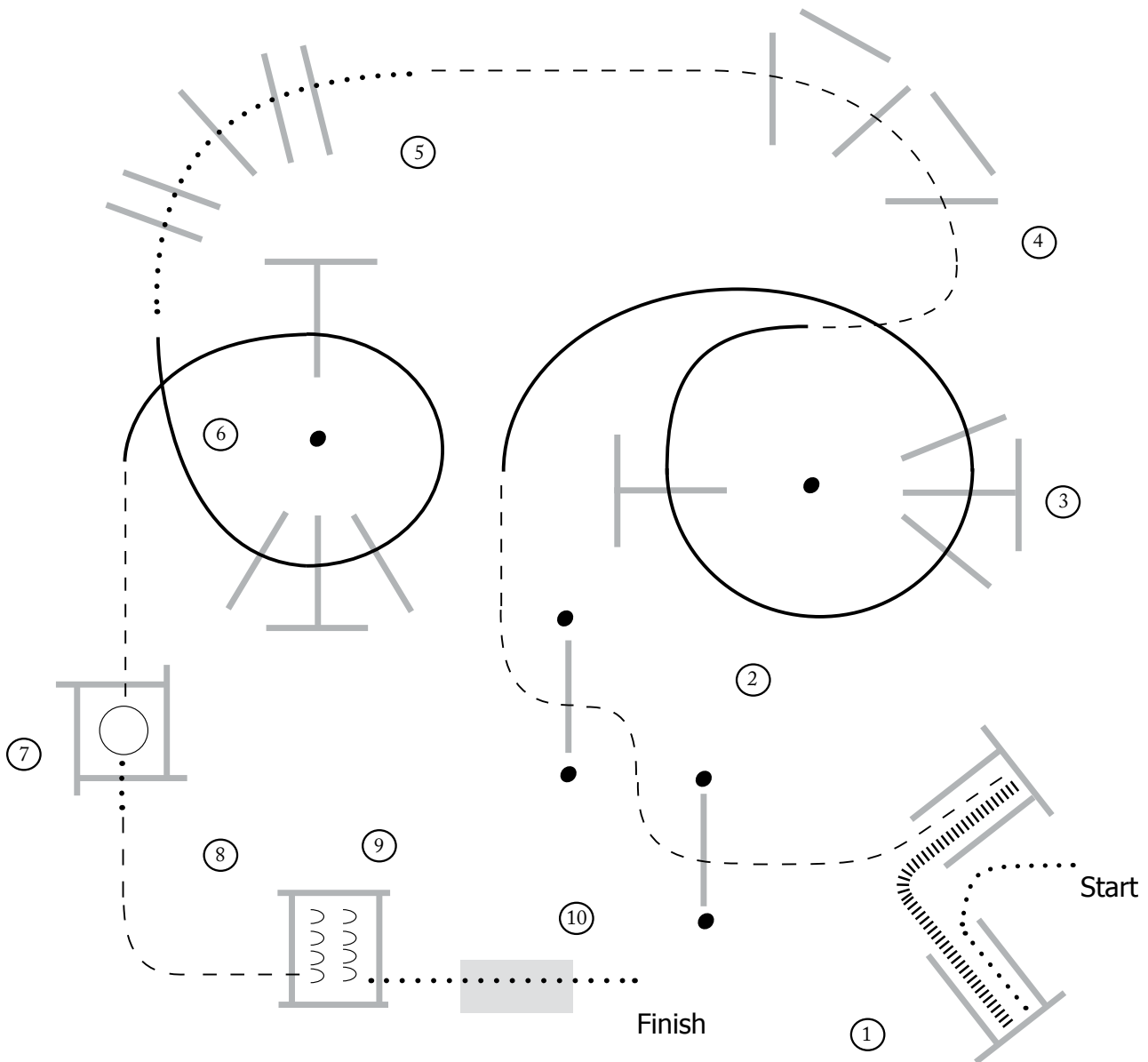
Trail

Classes

339 - AM Novice

Instructions

1. Walk into chute, back through poles, jog out of chute.
2. Jog through serpentine and over poles.
3. Lope, right lead, over poles.
4. Break to jog, jog over poles.
5. Stop or break to walk, walk over poles.
6. Lope, left lead, over poles.
7. Break to jog, jog into box, execute 360° turn either direction, walk out of box.
8. Jog into second box, stop, sidepass left.
9. Sidepass back to the right, walk out of box.
10. Walk over bridge.



MOT
2021

Tim Kimura • Copyright 2021 • All Rights Reserved

Walk

Jog - - -

Lope ———

Back |||||

Sidepass)))

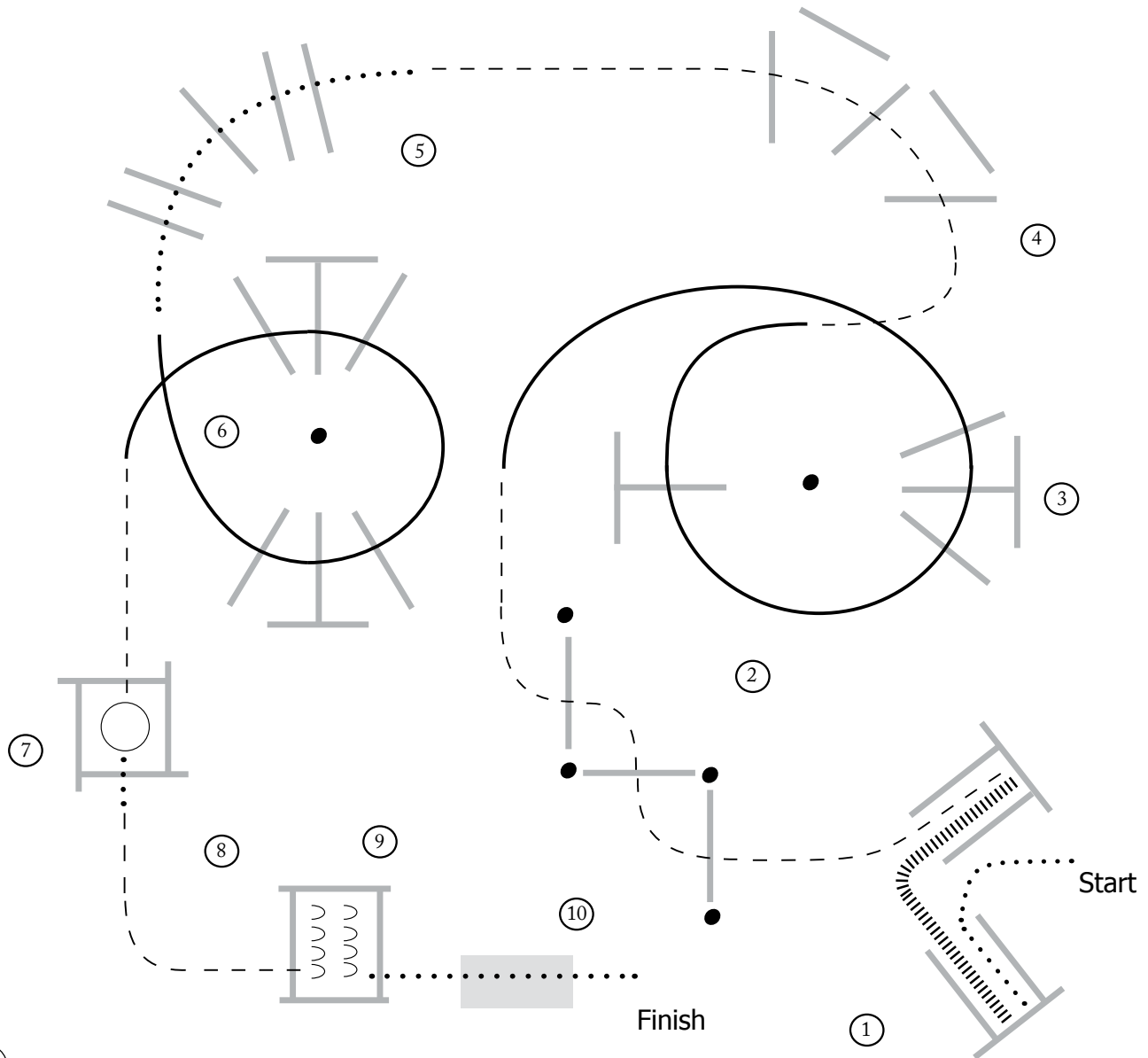
Trail

Instructions

1. Walk into chute, back through poles, jog out of chute.
2. Jog through serpentine and over poles.
3. Lope, right lead, over poles.
4. Break to jog, jog over poles.
5. Stop or break to walk, walk over poles.
6. Lope, left lead, over poles.
7. Break to jog, jog into box, execute 360° turn either direction, walk out of box.
8. Jog into second box, stop, sidepass left.
9. Sidepass back to the right, walk out of box.
10. Walk over bridge.

Classes

- 340 - AM Elite Western ST/HN
- 341 - AM SR Western ST/HN
- 342 - AM JR Western ST/HN



Tim Kimura • Copyright 2021 • All Rights Reserved

Walk

Jog - - -

Lope ———

Back |||||

Sidepass ~~~~

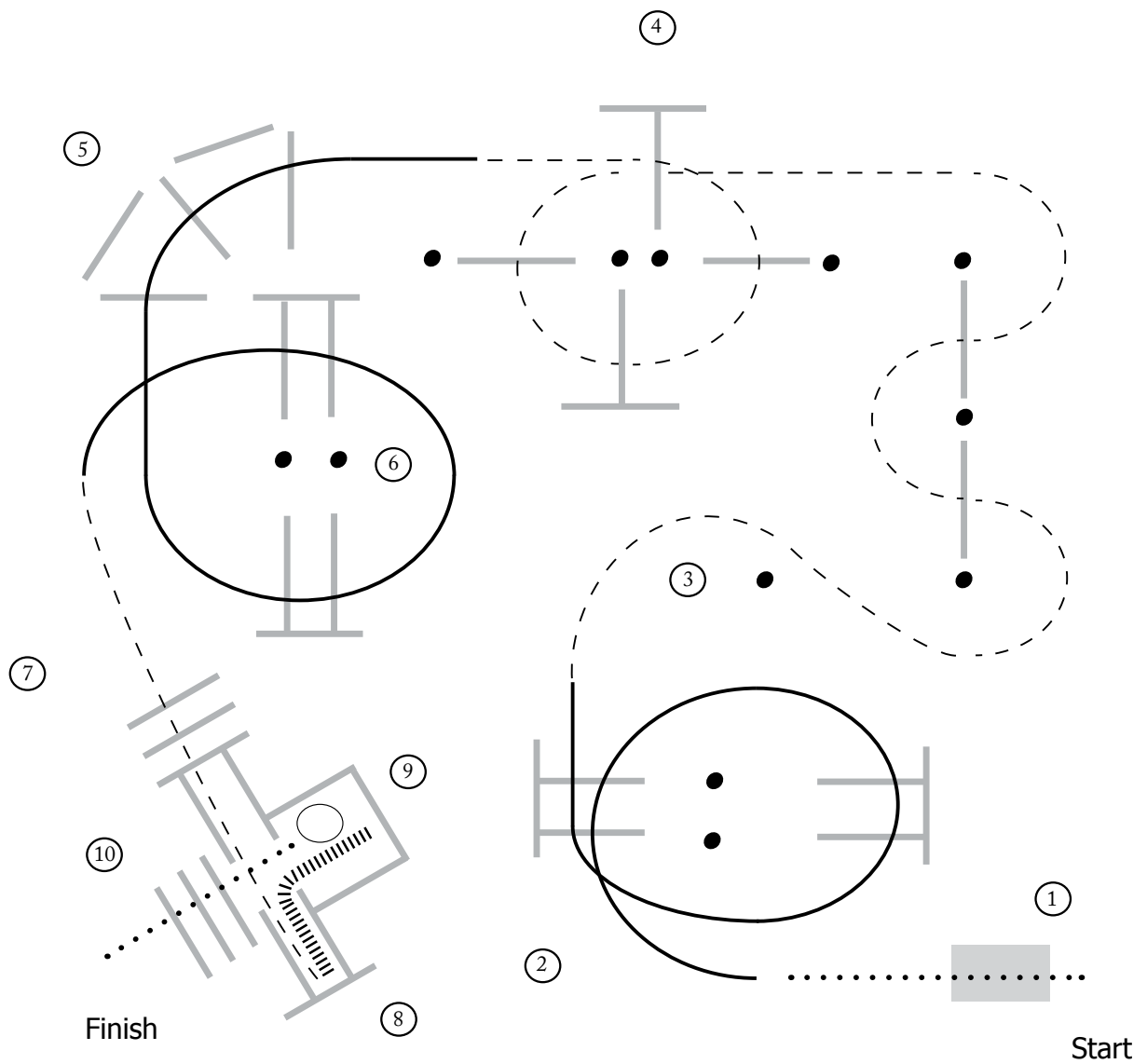
Trail

Classes

418 - OP Green

Instructions

1. Walk over bridge.
2. Lope, right lead, over poles.
3. Break to jog, jog over poles and through serpentine.
4. Jog over poles and around cones.
5. Lope, left lead, over poles.
6. Lope, left lead, over poles.
7. Break to jog, jog over poles.
8. Jog into chute, back into box.
9. Execute 360° turn either direction, walk out of box.
10. Walk over poles.



Tim Kimura • Copyright 2021 • All Rights Reserved

Walk

Jog - - -

Lope ———

Back |||||

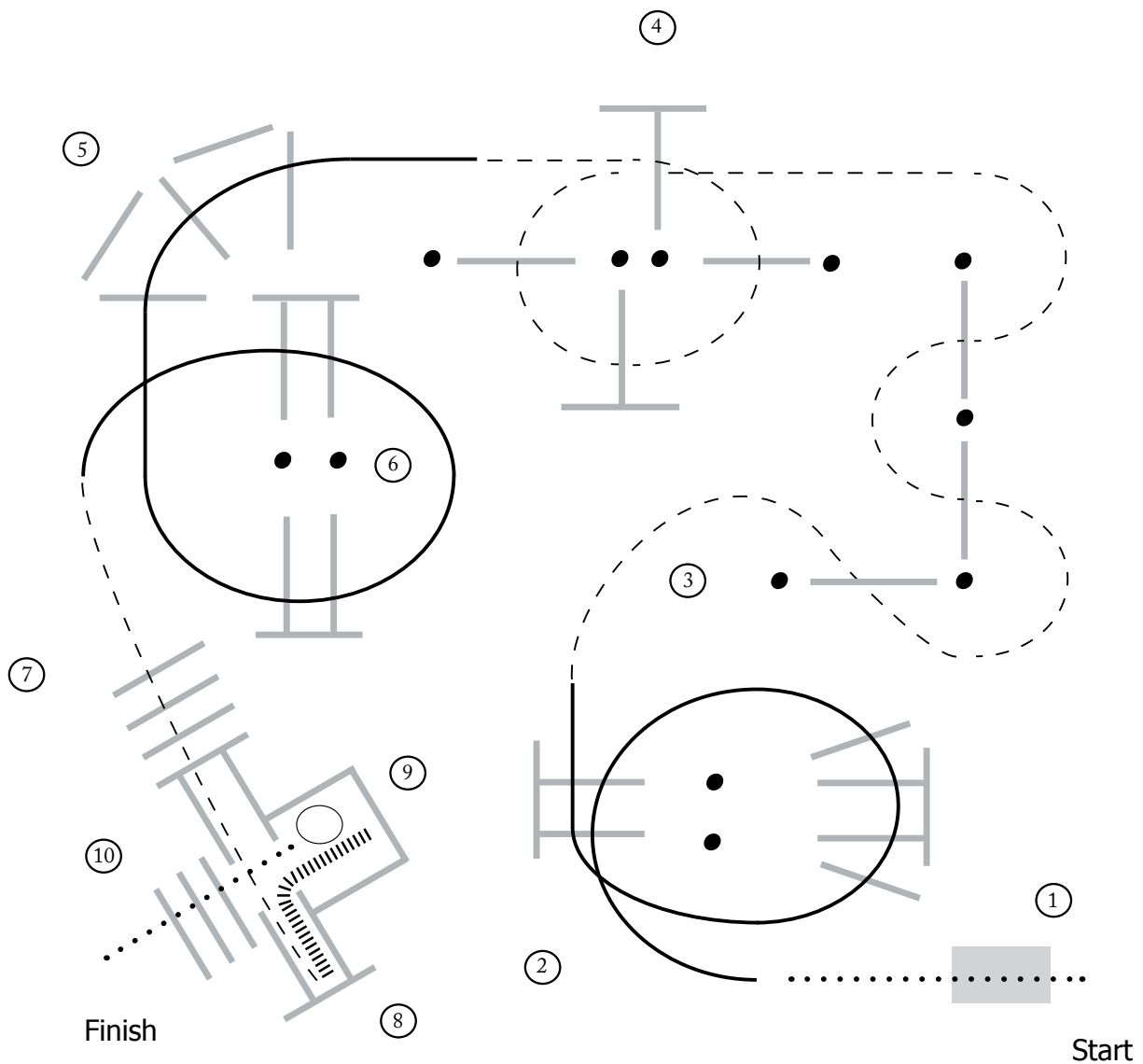
Trail

Instructions

1. Walk over bridge.
2. Lope, right lead, over poles.
3. Break to jog, jog over poles and through serpentine.
4. Jog over poles and around cones.
5. Lope, left lead, over poles.
6. Lope, left lead, over poles.
7. Break to jog, jog over poles.
8. Jog into chute, back into box.
9. Execute 360° turn either direction, walk out of box.
10. Walk over poles.

Classes

- 419 - AM Solid Horse
- 420 - OP Western ST/HN 5&U
- 421 - OP Western ST/HN 6&O
- 422 - OP Western Solid Horse



Tim Kimura • Copyright 2021 • All Rights Reserved

Walk

Jog - - -

Lope ———

Back |||||

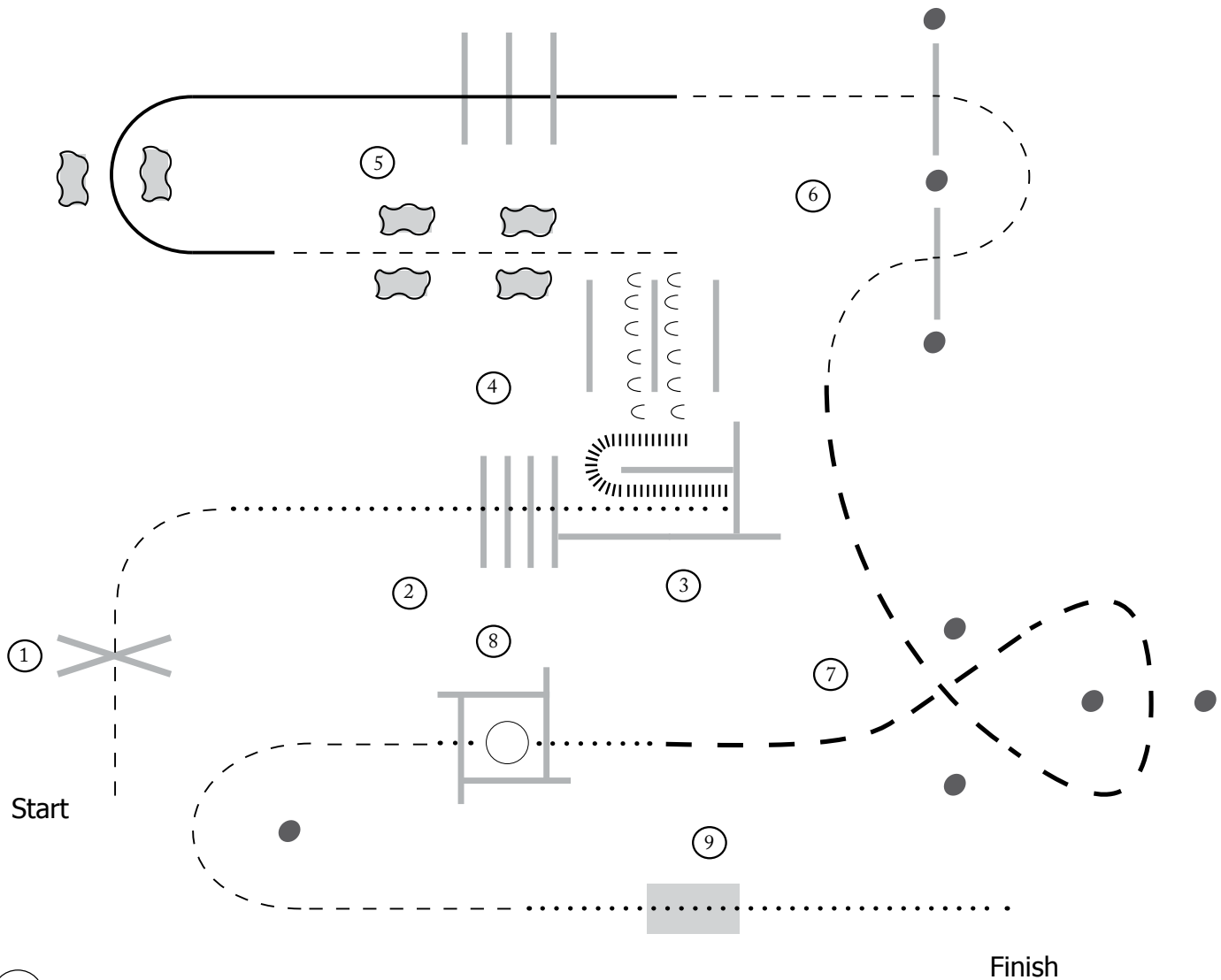
Ranch Trail

Classes

- 145 - OP JR Horse
- 146 - OP SR Horse
- 147 - OP Solid
- 148 - AM
- 149 - AM Solid
- 150 - YA
- 151 - YA Solid Horse/Pony

Instructions

1. Trot over jump.
2. Break to walk, walk up to over logs.
3. Walk into chute, back a u-turn around logs.
4. Side pass log to the right.
5. Trot between first set of hay bales, then lope over logs on right lead.
6. Break to the trot, trot over logs and around markers.
7. Extend the trot around markers.
8. Break to walk, walk into box, execute a 360° turn either way, walk out box.
9. Trot around marker, break to walk, walk up to and over bridge.



Tim Kimura • Copyright 2021 • All Rights Reserved

Walk Jog - - - Ext. jog - - - Lope ——— Ext. Lope **————** Back |||
 Sidepass ∩∩∩

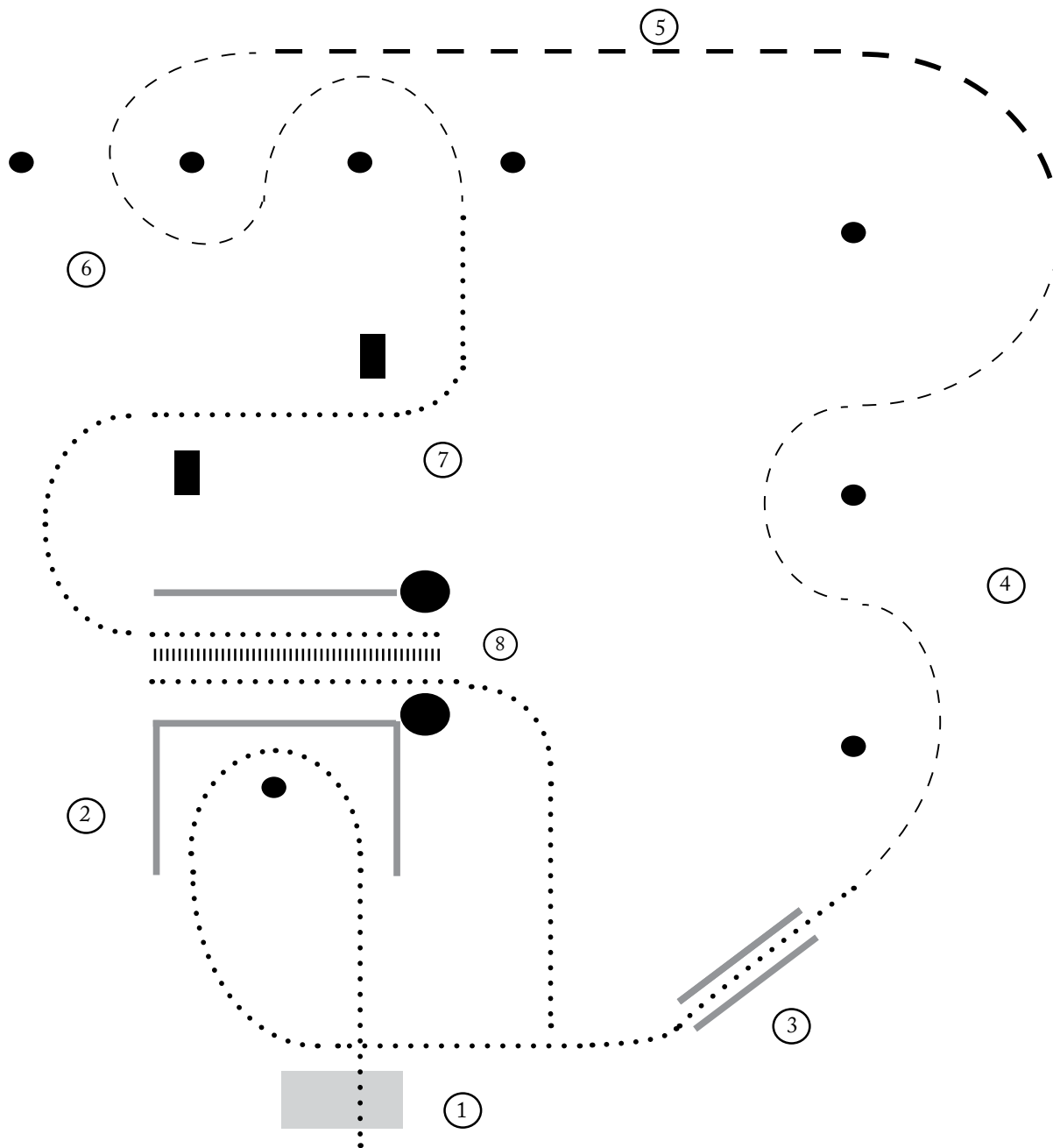
Obstacle Driving

Instructions

1. Walk over simulated water.
2. Walk through U.
3. Walk through straight and narrows, either wheel.
4. Trot through deviation serpentine.
5. Strong trot.
6. Trot half-circle serpentine.
7. Walk.
8. Walk into chute, stop, back horse length, walk to exit.

Classes

- | | |
|----------------------------|----------------------|
| 716 - OP Mini Donkey | 287 - AM Mini/B Mini |
| 717 - OP Mule | 288 - YA Pony |
| 720 - OP Donkey | 289 - YA Mini/B Mini |
| 283 - OP Miniature | 290 - OP Pony |
| 284 - OP B Miniature | 718 - OP Horse |
| 285 - OP Solid Mini/B Mini | 719 - AM Horse |
| 286 - AM Pony | |



Walk

Trot - - -

Strong Trot - -

Back |||||

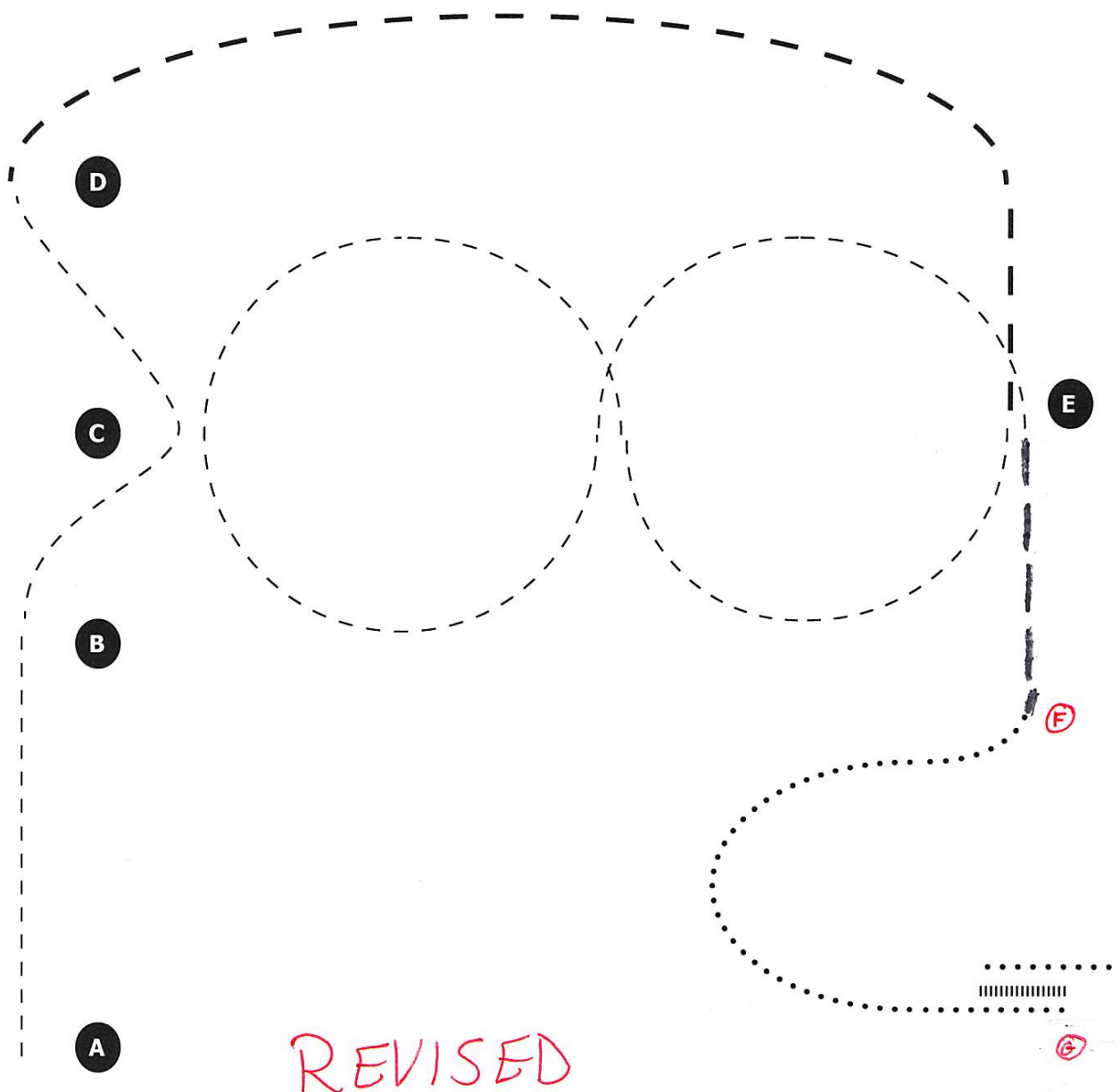
Reinsmanship

Classes

- 12 - YA Horse
- 416 - AM Pony/Mini/B Mini
- 417- YA Pony/Mini/B Mini
- 713 - AM Horse

Instructions

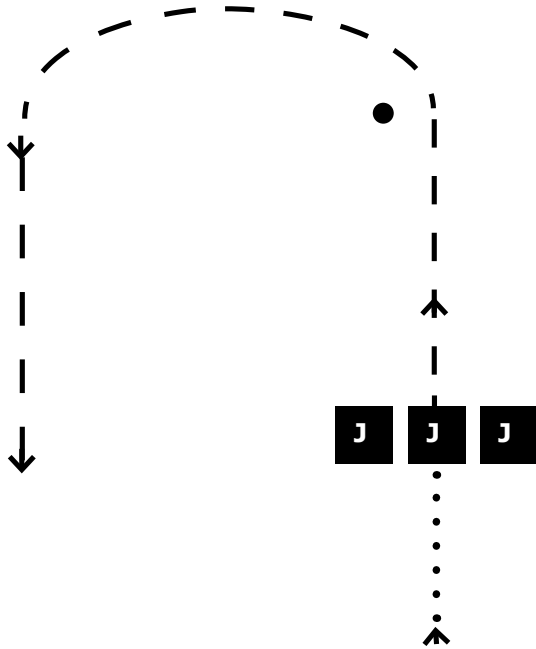
1. Slow trot serpentine around B, C, D.
2. Working trot to E.
3. Slow trot serpentine. *Figure 8*
4. ~~Walk curve to F.~~ *Strong trot to F*
5. ~~Stop.~~ *Walk to G and stop*
6. Back.
7. Walk to exit.



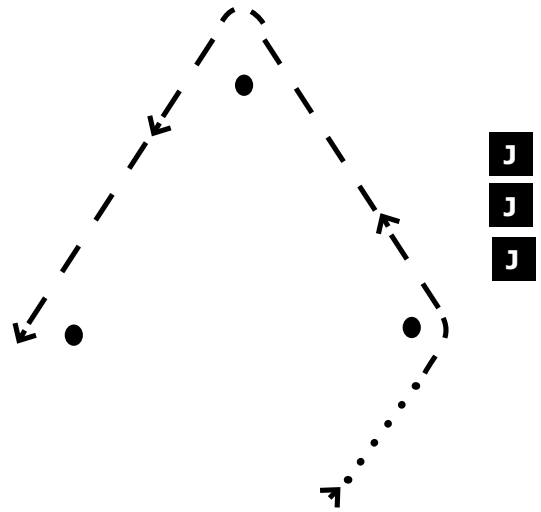
Walk Slow Trot - - - Working Trot - - Strong Trot — — Back |||||

Halter

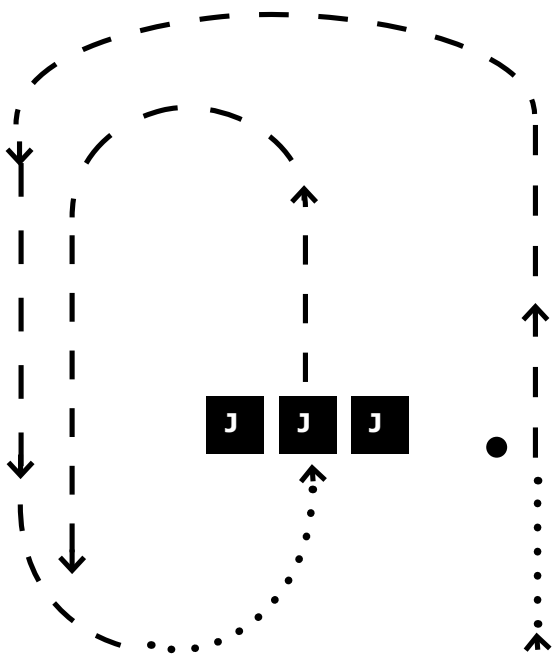
Ring stewards will direct exhibitors in all halter classes. The patterns below are only meant to give exhibitors a general idea of the class procedure. After pattern is complete, ring stewards will line exhibitors up head to tail to be inspected. Exception: pleasure and saddle types will stand for inspection prior to trotting away from judges.



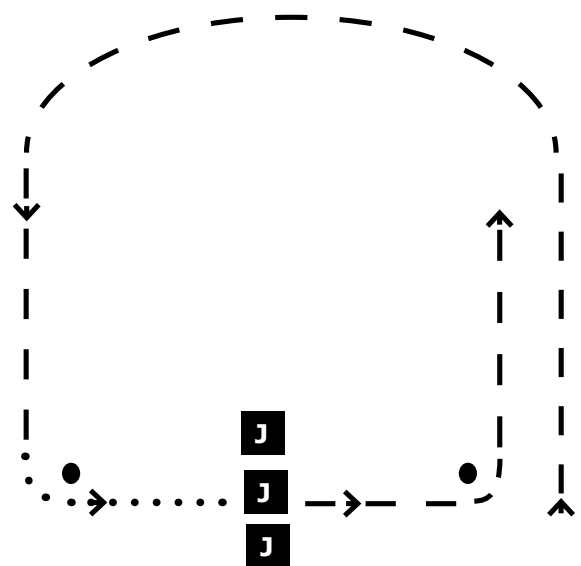
Stock Type



Hunter Type



Miniature



Pleasure and Saddle Type

PINTO WORLD CHAMPIONSHIP 2021 CORPORATE PARTNERS

DIAMOND SPUR



GOLD SPUR



EMBASSY SUITES
HOTELS®



Manufacturers Discounts
for the Horse World

SILVER SPUR



BRONZE SPUR



STEEL SPUR

